

[54] TREAD SURFACE AND PERIPHERY OF A FOOTWEAR UNIT SOLE

D. 259,823 7/1981 Greenlee D2/320
D. 301,800 6/1989 Mitsui D2/320
D. 306,651 3/1990 Chang D2/320 X

[75] Inventor: Arnold S. Austin, East Brookfield, Mass.

Primary Examiner—Louis S. Zarfaz
Attorney, Agent, or Firm—Samuels, Gauthier & Stevens

[73] Assignee: Quabuag Corporation, North Brookfield, Mass.

[57] CLAIM

[**] Term: 14 Years

The ornamental design for tread surface and periphery of a footwear unit sole, as shown and described.

[21] Appl. No.: 273,318

DESCRIPTION

[22] Filed: Nov. 18, 1988

[52] U.S. Cl. D2/320

[58] Field of Search D2/264, 265, 274, 308-314, D2/317-322; 36/25 R, 28, 29, 32 R, 59 R, 59 C, 102-106, 112-116, 132, 136

FIG. 1 is a bottom plan view of a tread surface and periphery of a footwear unit sole showing my new design;

FIG. 2 is a right side elevational view;

FIG. 3 is a left side elevational view;

FIG. 4 is a front edge elevational view;

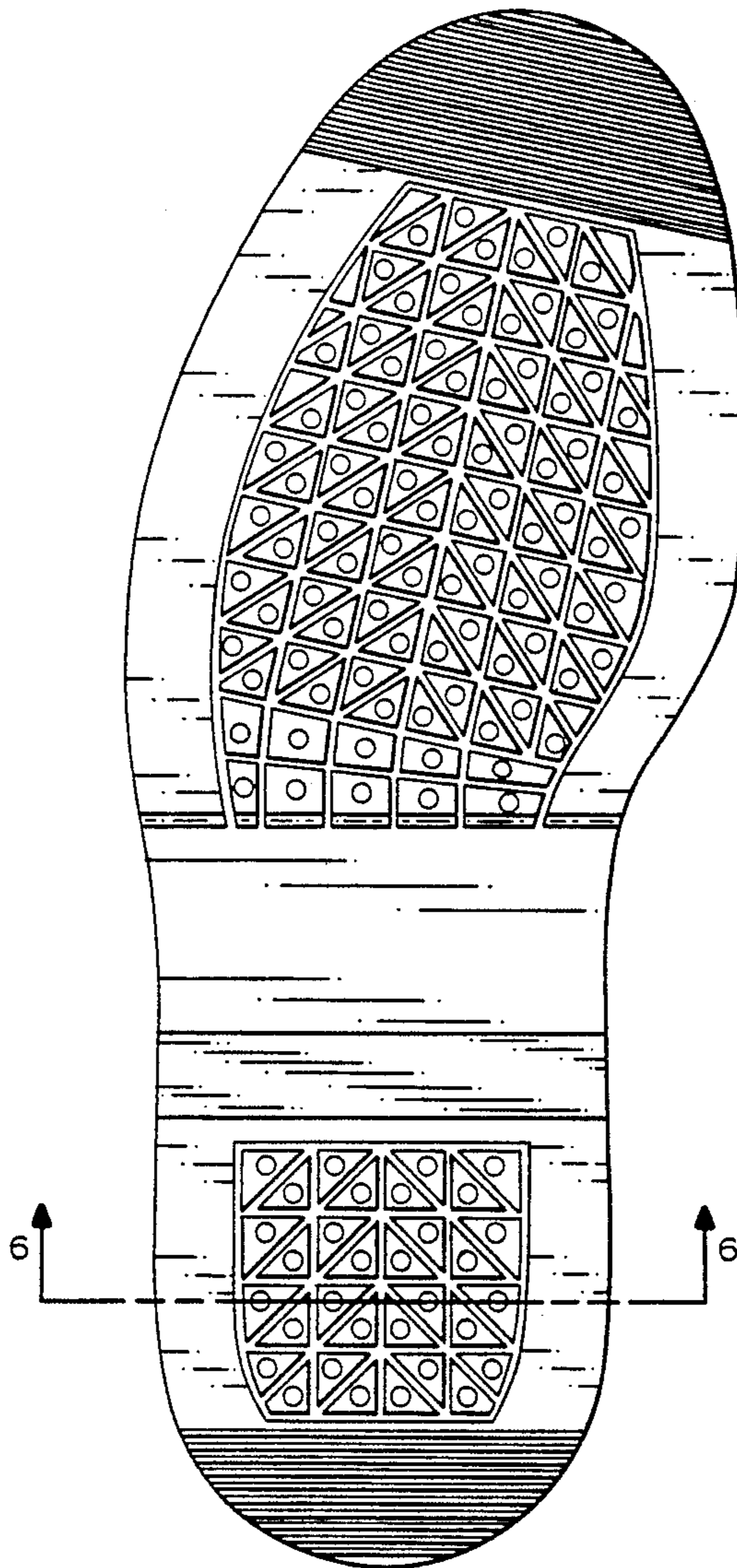
FIG. 5 is a rear edge elevational view; and

FIG. 6 is a fragmentary cross-sectional view taken along line 6—6 in FIG. 1.

[56] References Cited

U.S. PATENT DOCUMENTS

D. 115,636 7/1939 Sperry D2/320



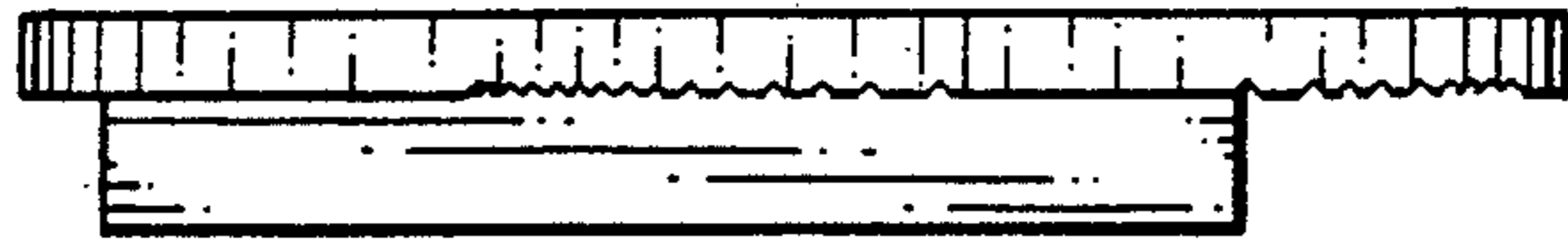


FIG. 4

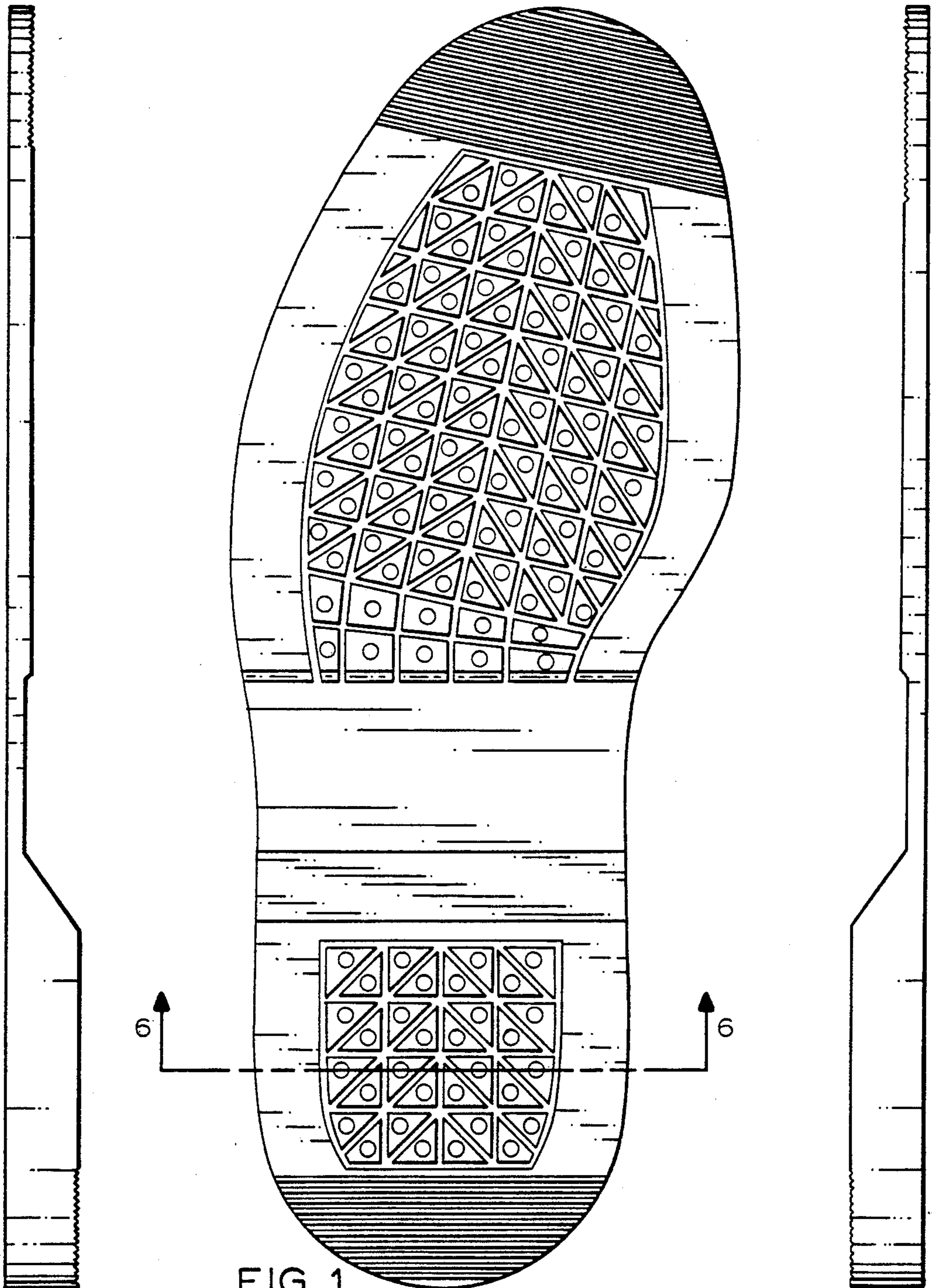


FIG. 1

FIG. 2

FIG. 3



FIG. 5

FIG. 6

