

[54] HEAT PACK FOOT WARMER

[76] Inventor: Robert W. Chilcutt, 22 Henderson Dr., Paris, Tenn. 38242

[**] Term: 14 Years

[21] Appl. No.: 271,067

[22] Filed: Nov. 14, 1988

[52] U.S. Cl. D2/314; D2/277

[58] Field of Search D2/264, 265, 277, 271, D2/317, 314; 36/1, 1.5, 2.6, 77 R, 132, 136, 71.5, 72 R, 72 B, 73

[56] References Cited

U.S. PATENT DOCUMENTS

D. 284,615	7/1985	Rock et al.	D2/277
4,536,975	8/1985	Harrell	36/136
4,823,426	4/1989	Bragga	36/136 X
4,841,646	6/1989	Maurer, Jr.	36/2.6

FOREIGN PATENT DOCUMENTS

517850	2/1931	Fed. Rep. of Germany	36/2.6
--------	--------	----------------------------	--------

Primary Examiner—Louis S. Zarfes
Attorney, Agent, or Firm—Walker & McKenzie

[57] CLAIM

The ornamental design for a heat pack foot warmer, as shown and described.

DESCRIPTION

FIG. 1 is a top plan view of a heat pack foot warmer, showing my new design;

FIG. 2 is a right elevational view thereof, the left elevation being a mirror image thereof;

FIG. 3 is a front elevational view thereof;

FIG. 4 is an enlarged sectional view of a portion thereof as taken on line IV—IV of FIG. 1 to more clearly show the ornamental design thereof;

FIG. 5 is a bottom plan view thereof;

FIG. 6 is a rear elevational view thereof;

FIG. 7 is a reduced perspective view thereof shown mounted on a boot.

The broken line showing of a boot in FIG. 7 is for illustrative purposes only and forms no part of the claimed design.




FIG. 1

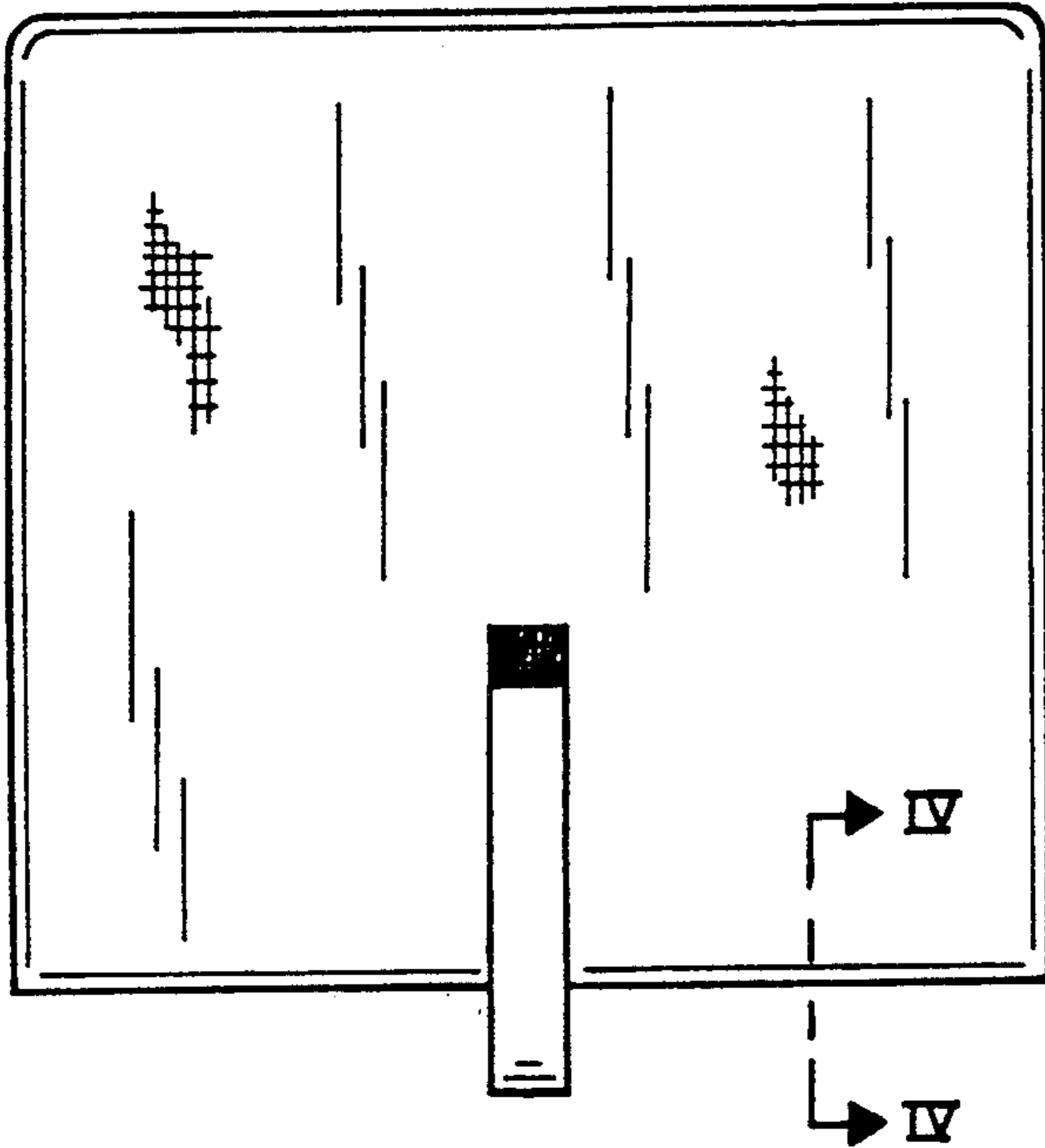


FIG. 2



FIG. 3



FIG. 4

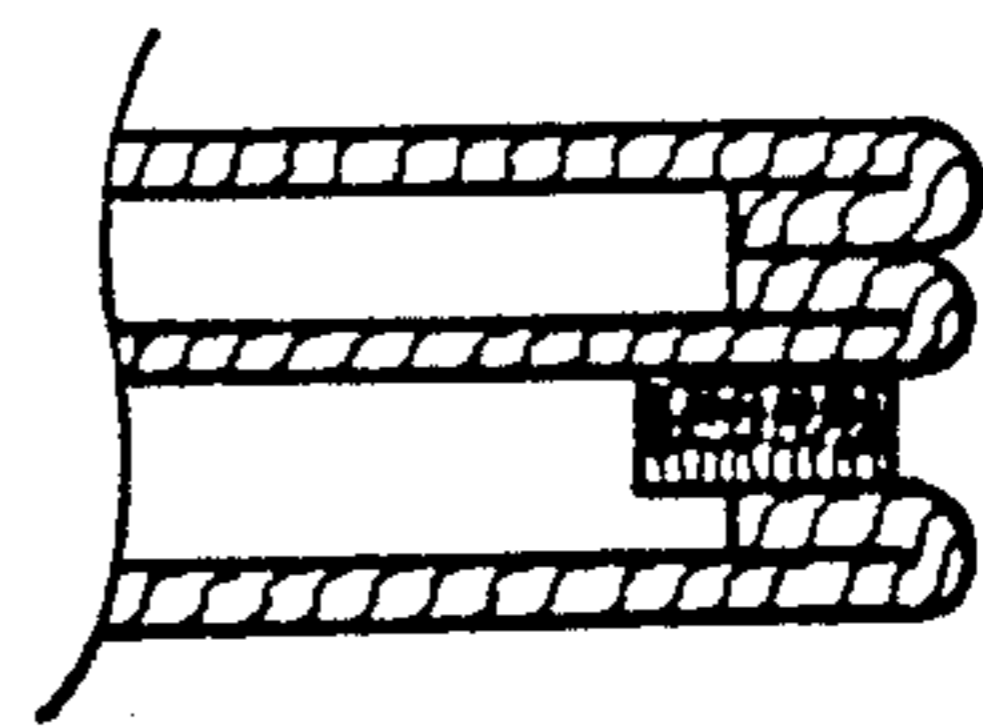


FIG. 5

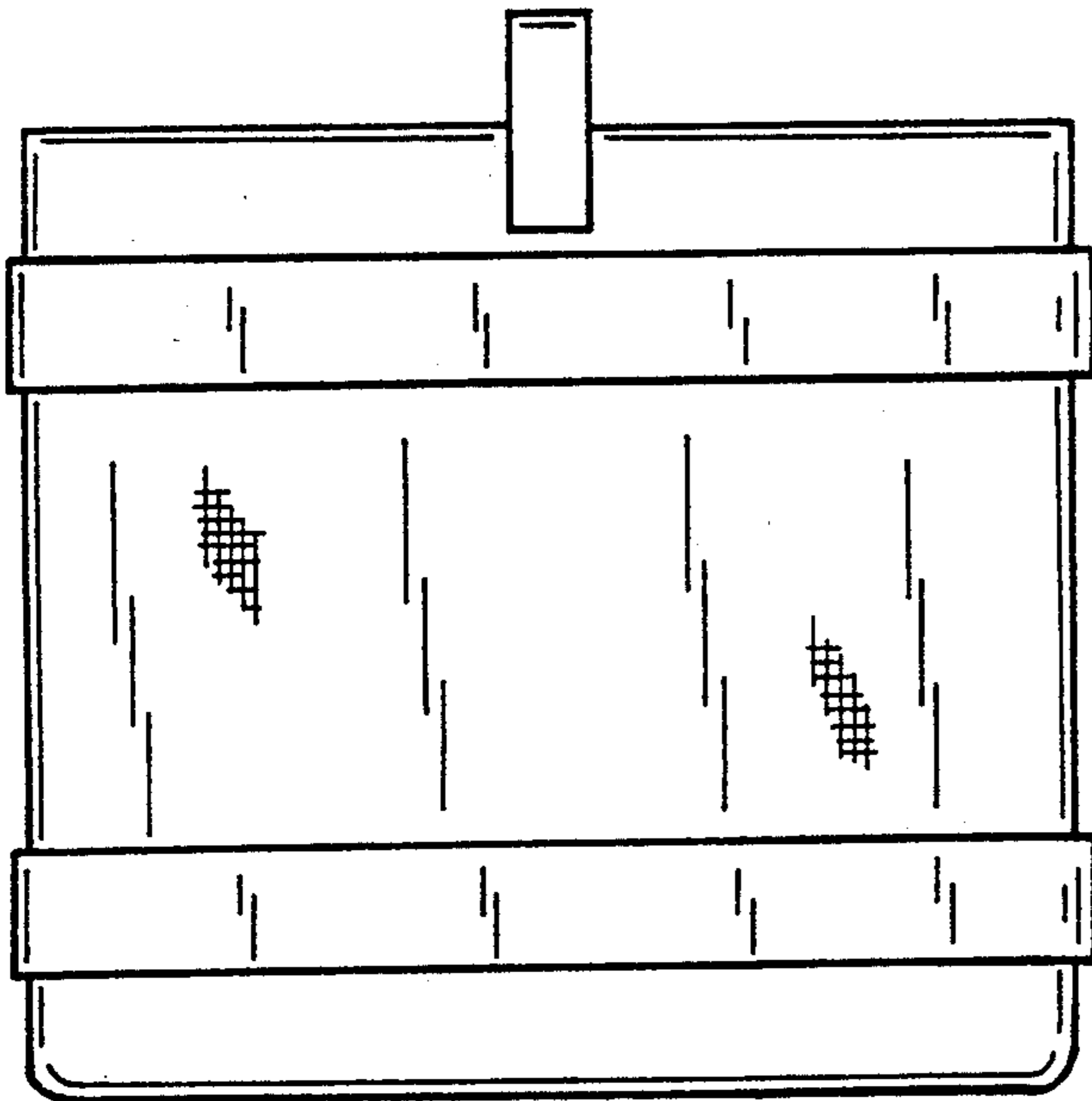


FIG. 7




FIG. 6

