

[54] **WOVEN WIRE FLOORING FOR ANIMALS**

[75] **Inventor: James E. Peltier, St. Paul, Minn.**
 [73] **Assignee: J & L Wire Cloth Company, Inc., St. Paul, Minn.**
 [**] **Term: 14 Years**

[21] **Appl. No.: 290,092**

[22] **Filed: Dec. 23, 1988**

[52] **U.S. Cl. D30/120; D5/54; D25/142; 245/2**

[58] **Field of Search D5/47, 54, 99; D25/142, D25/152, 163; D30/114, 119, 120; 119/17, 28; 245/2, 8, 11; 428/256**

[56] **References Cited**

U.S. PATENT DOCUMENTS

343,958	6/1886	Kinney	245/8 X
399,616	3/1889	Hurford	245/2 X
890,033	6/1908	Ellinger	245/2 X
966,599	8/1910	Reynolds	245/2 X
1,078,380	11/1913	Reynolds	245/2 X
1,139,468	5/1915	Potter	245/8 X
1,139,469	5/1915	Potter	245/8 X
1,525,532	2/1925	Black	245/2 X
1,829,498	10/1931	Boehm	D5/54 X
1,920,495	8/1933	Brown et al.	245/8 X
2,003,123	5/1935	Specht	245/8

FOREIGN PATENT DOCUMENTS

0033596	4/1911	Sweden	245/2
0169982	6/1934	Switzerland	D25/152
0027000	of 1911	United Kingdom	101/28
0846036	8/1960	United Kingdom	245/8
1404625	9/1975	United Kingdom	428/256

OTHER PUBLICATIONS

Monel Wire Screen and Filter Cloth, Bulletin H-3, p. 7, Oblong Slot, lower right.

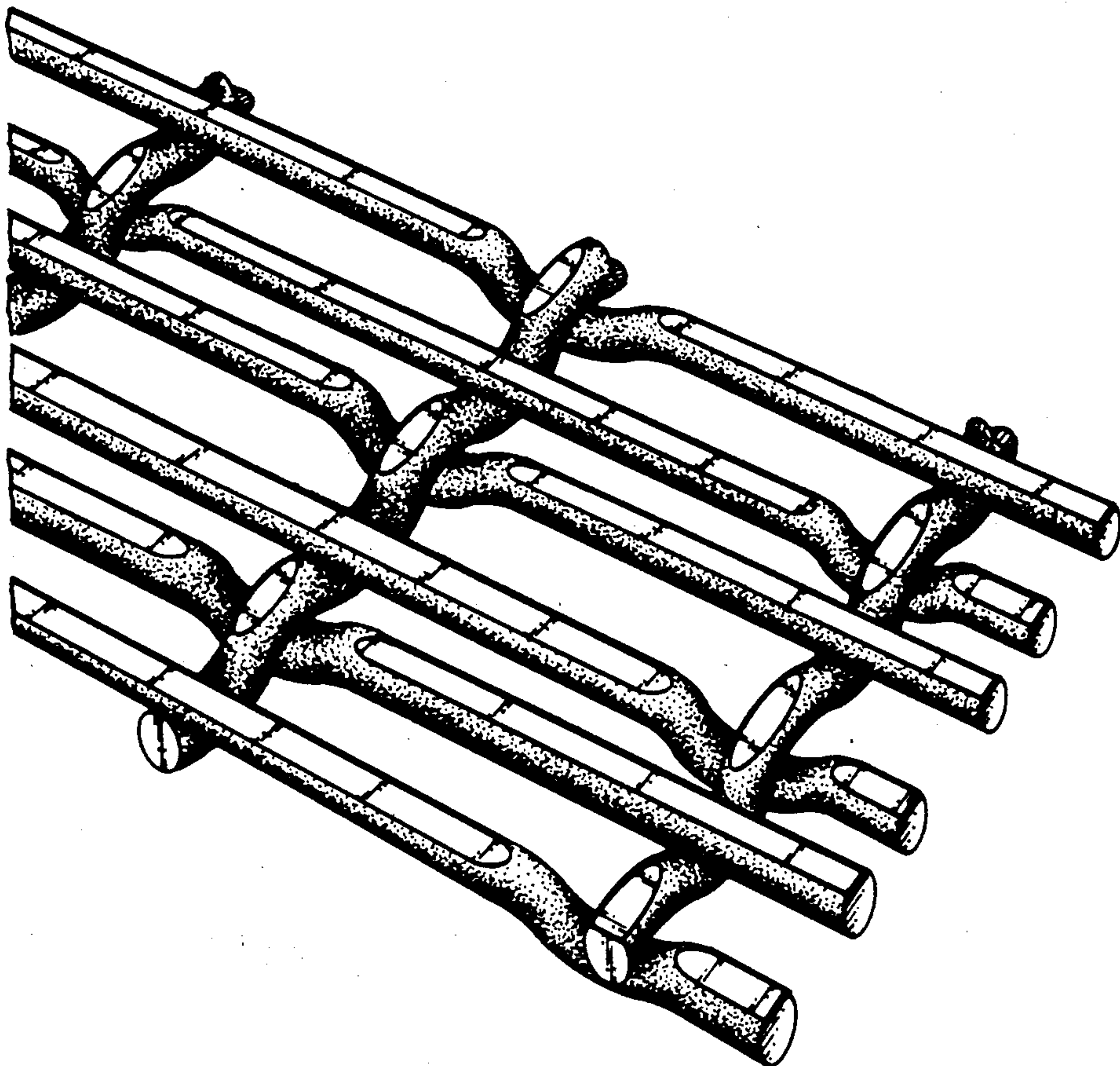
Primary Examiner—Nelson C. Holtje
Assistant Examiner—Caron D. Veynar
Attorney, Agent, or Firm—Merchant, Gould, Smith, Edell, Welter & Schmidt

[57] **CLAIM**

The ornamental design for woven wire flooring for animals, as shown and described.

DESCRIPTION

FIG. 1 is a perspective view of a woven wire flooring for animals showing my new design;
 FIG. 2 is a right side elevational view, the left side elevational view being a mirror image thereof;
 FIG. 3 is a front elevational view, the rear elevational view being a mirror image thereof;
 FIG. 4 is a top plan view; and
 FIG. 5 is a bottom plan view.



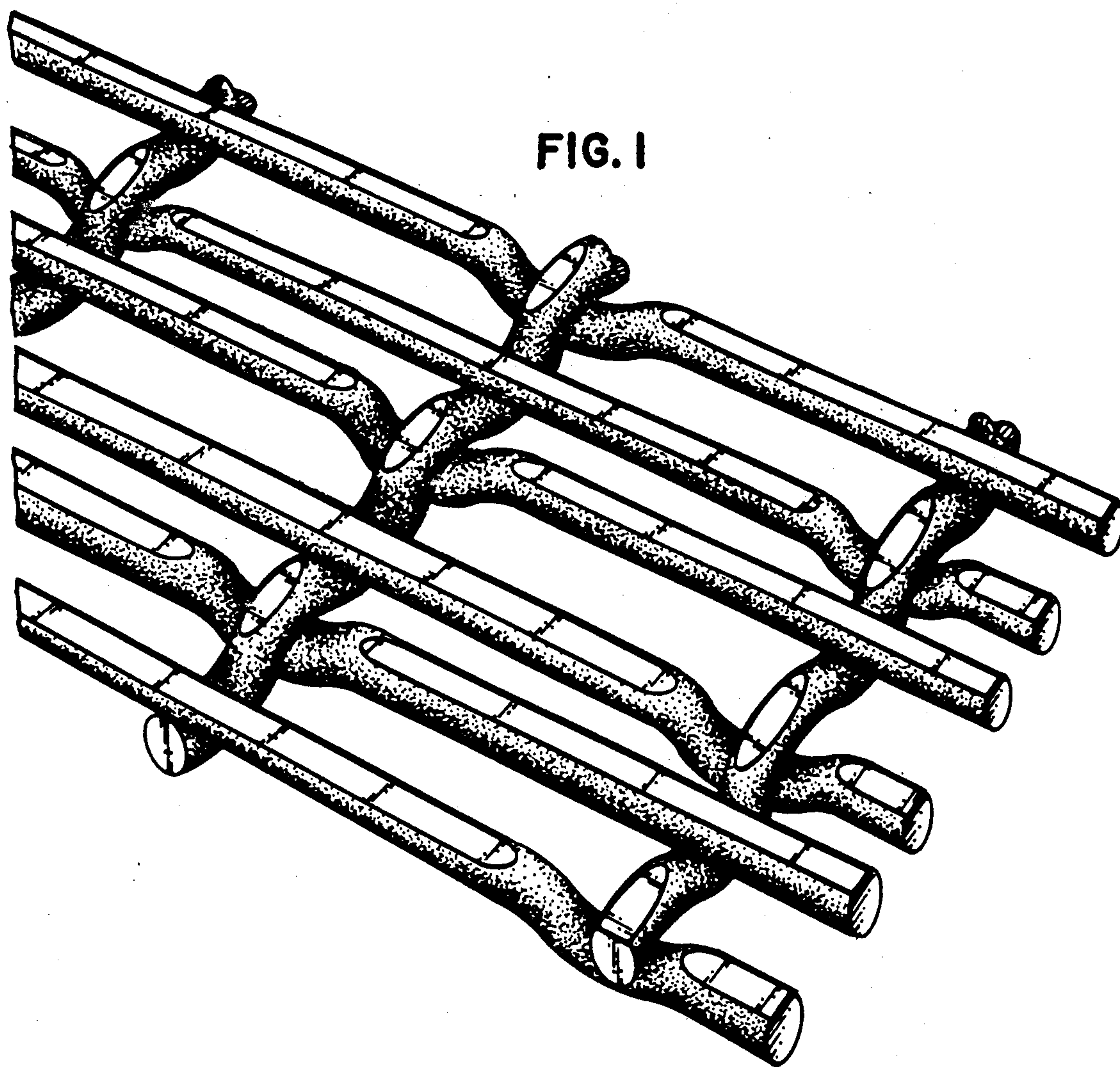


FIG. 1

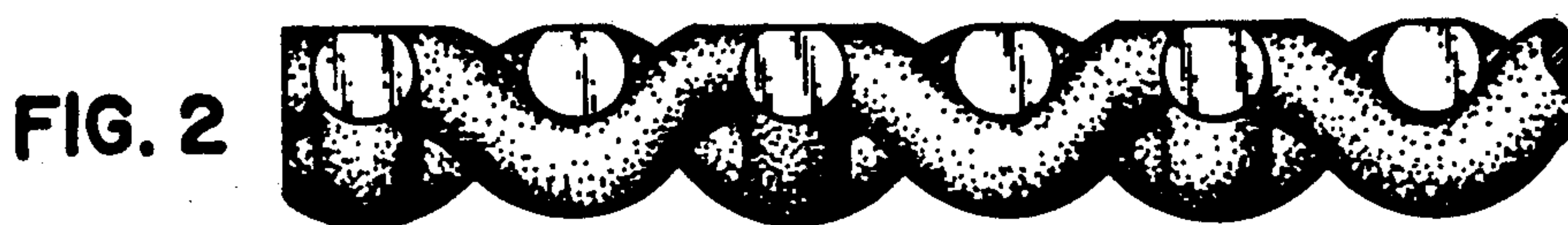


FIG. 2



FIG. 3

FIG. 4

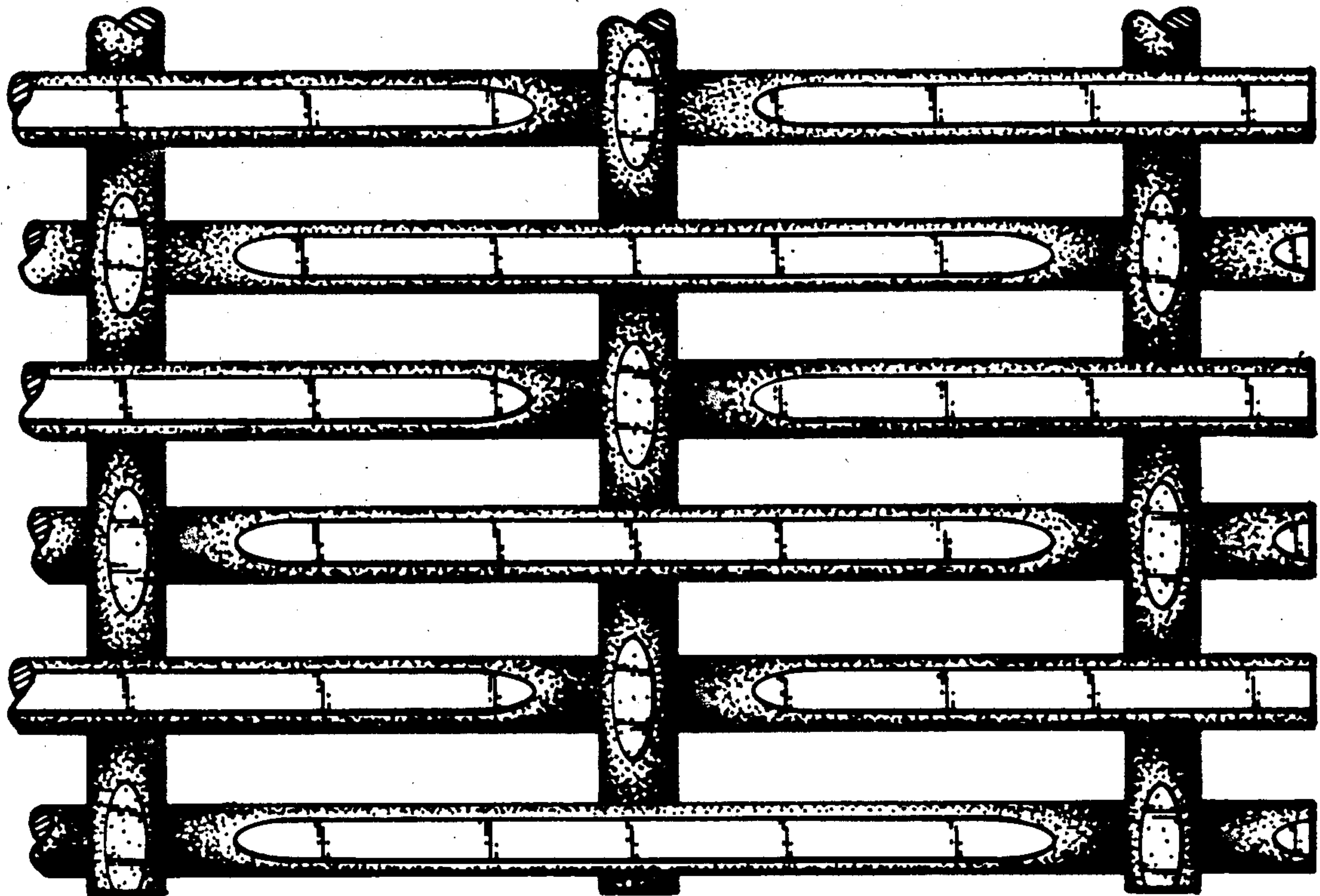


FIG. 5

