

United States Patent [19]

Von Klier

[11] Patent Number: **Des. 318,138**

[45] Date of Patent: **** Jul. 9, 1991**

[54] **ADJUSTABLE STANDING LAMP**

[75] Inventor: **Hans Von Klier, Milan, Italy**

[73] Assignee: **Synthesis Olivetti, SpA, Ivrea, Italy**

[**] Term: **14 Years**

[21] Appl. No.: **537,106**

[22] Filed: **Jun. 13, 1990**

Related U.S. Application Data

[62] Division of Ser. No. 287,997, Dec. 21, 1988.

[30] **Foreign Application Priority Data**

Jun. 27, 1988 [IT] Italy 52260/88[U]

[52] U.S. Cl. **D26/107; D26/63**

[58] Field of Search **D26/60-66,**
D26/72, 80-92, 93, 102-112; 362/269, 147,
410-414, 418, 419, 427, 428, 429, 431, 432, 401,
402

[56] **References Cited**

U.S. PATENT DOCUMENTS

D. 266,958 11/1982 Gernhardt D26/92
D. 284,108 6/1986 Bonetto D26/65
D. 302,865 8/1989 Von Klier D26/63

3,790,773 2/1974 Sapper 362/401
4,494,177 1/1985 Mathews 362/418 X

OTHER PUBLICATIONS

Abitare Magazine Supplement #176, 7-8-1979, p. 9,
Floor Lamp.
Abitare Magazine Supplement #176, 7/8-1979, p. 9,
Ceiling Lamp.

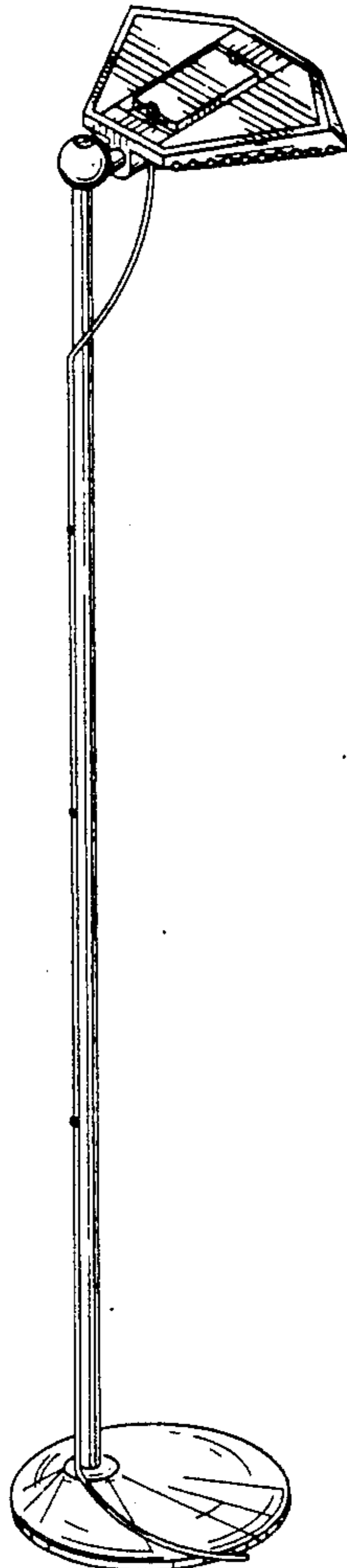
Primary Examiner—Susan J. Lucas
Attorney, Agent, or Firm—Banner, Birch, McKie &
Beckett

[57] **CLAIM**

The ornamental design for an adjustable standing lamp,
as shown and described.

DESCRIPTION

FIG. 1 is a top and left perspective view of an adjustable
standing lamp showing my new design;
FIG. 2 is a bottom and right side perspective view
thereof;
FIG. 3 is a rear elevational view thereof;
FIG. 4 is a side elevational view thereof, the opposite
side being a mirror image;
FIG. 5 is a top plan view thereof; and
FIG. 6 is a front elevational view thereof.



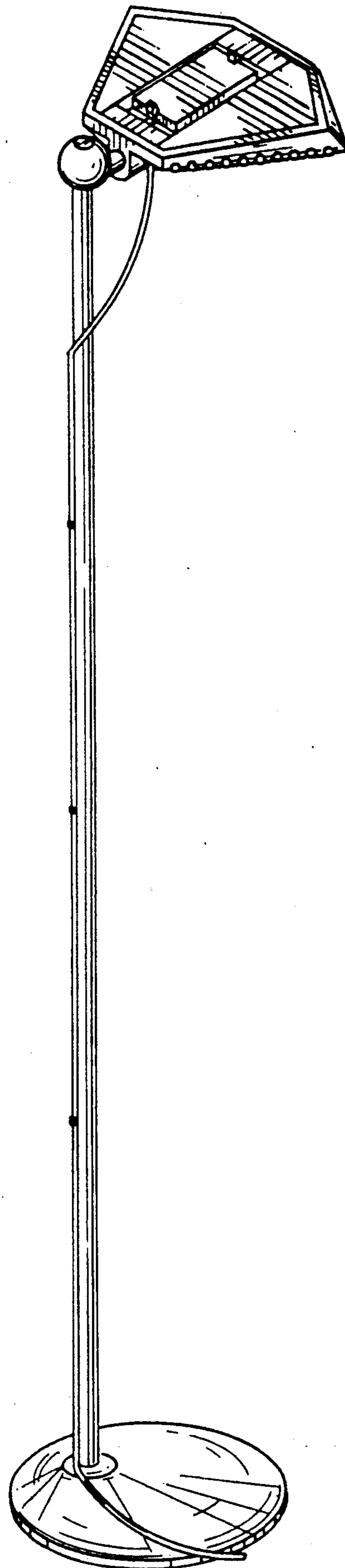


FIG. 1

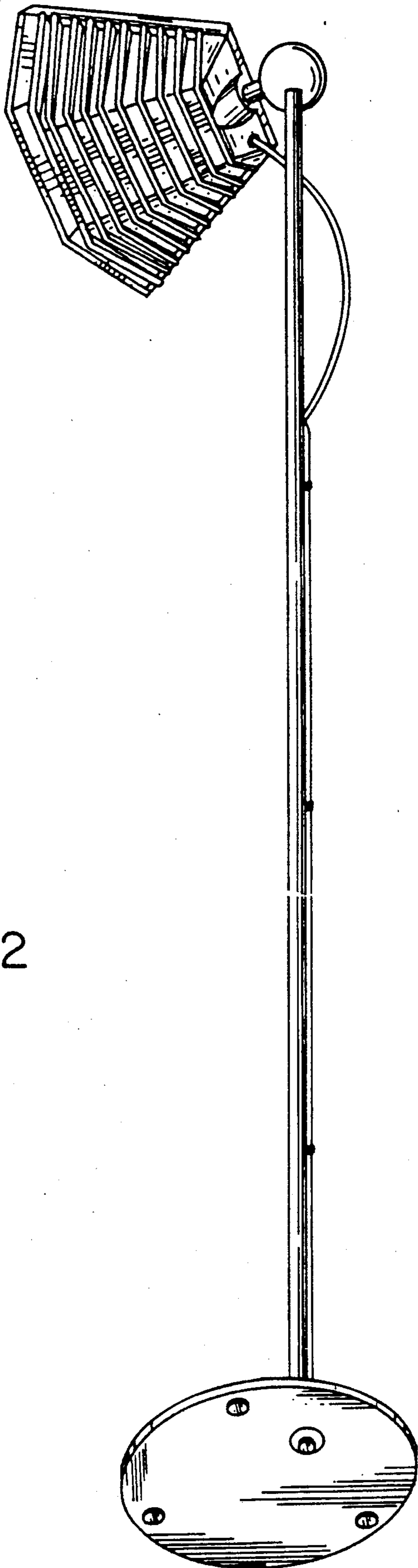


FIG. 2

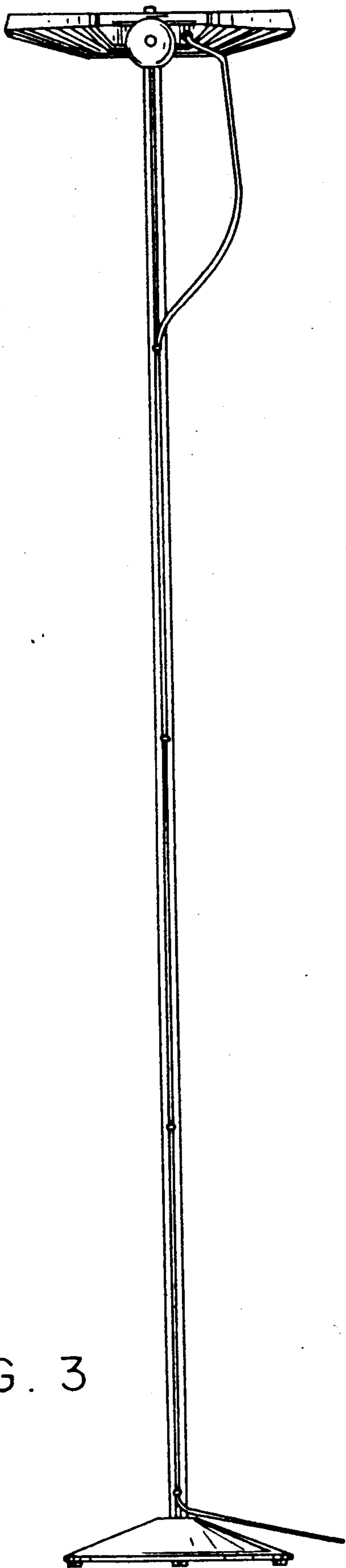


FIG. 3

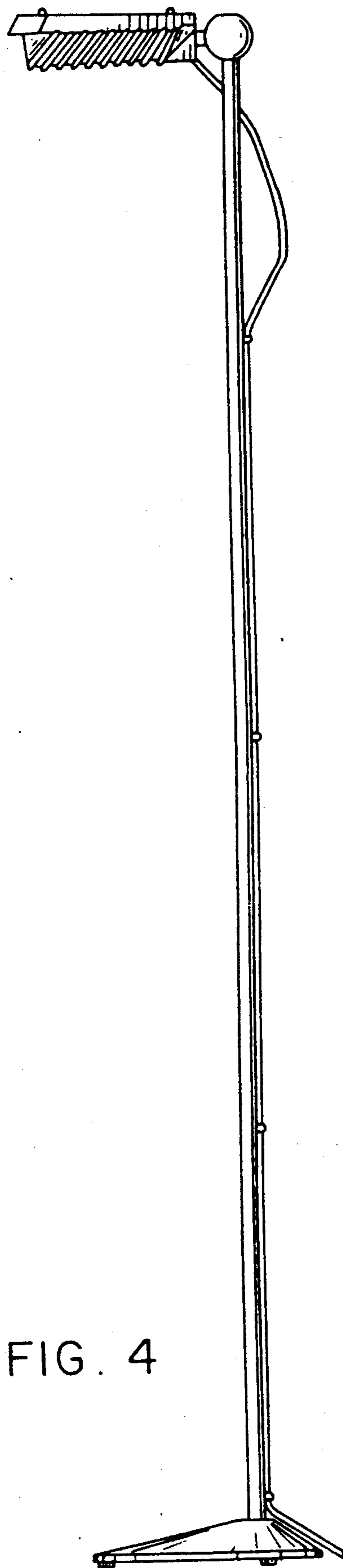


FIG. 4

FIG. 5

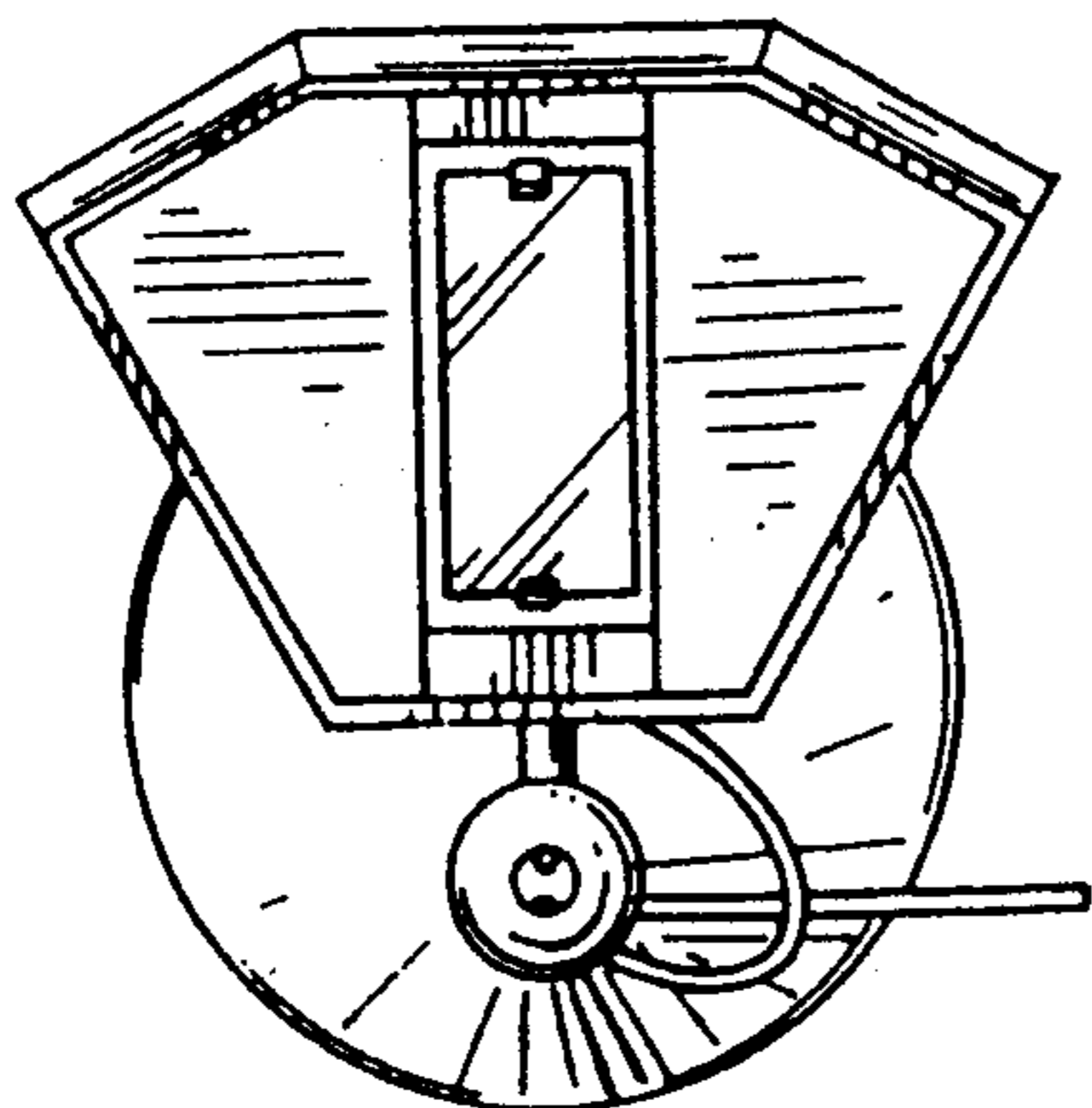


FIG. 6

