

[54] COMBINED WATER-RESISTANT FLASHLIGHT AND FLUORESCENT LANTERN

[75] Inventor: John S. Yuen, Kowloon, Hong Kong

[73] Assignee: John Manufacturing Limited, Hong Kong

[\*\*] Term: 14 Years

[21] Appl. No.: 301,257

[22] Filed: Jan. 24, 1989

[30] Foreign Application Priority Data

Jul. 26, 1988 [GB] United Kingdom ..... 1052570

[52] U.S. Cl. .... D26/42; D26/49

[58] Field of Search ..... D26/37-50; 362/157, 158, 183-208

[56] References Cited

U.S. PATENT DOCUMENTS

D. 278,275	4/1985	Mann	.....	D26/42
D. 304,089	10/1989	Wan	.....	D26/42
D. 308,254	5/1990	Ohashi	.....	D26/42
4,432,043	2/1984	Yuen	.....	362/184

FOREIGN PATENT DOCUMENTS

983626	of 0000	United Kingdom .
987940	of 0000	United Kingdom .
988031	of 0000	United Kingdom .
996610	of 0000	United Kingdom .
1000775	of 0000	United Kingdom .

Primary Examiner—Susan J. Lucas  
Attorney, Agent, or Firm—Fay, Sharpe, Beall, Fagan, Minnich & McKee

[57] CLAIM

The ornamental design for a combined water-resistant flashlight and fluorescent lantern, as shown and described.

DESCRIPTION

FIG. 1 is a top plan view of a combined water-resistant flashlight and fluorescent lantern showing my new design;  
FIG. 2 is a right side elevational view thereof, the left side being a mirror image except for the omission of the strap attachment ring;  
FIG. 3 is a front elevational view thereof;  
FIG. 4 is a underneath plan view thereof;  
FIG. 5 is a rear elevational view thereof;





FIG. 1




FIG. 2




FIG. 3

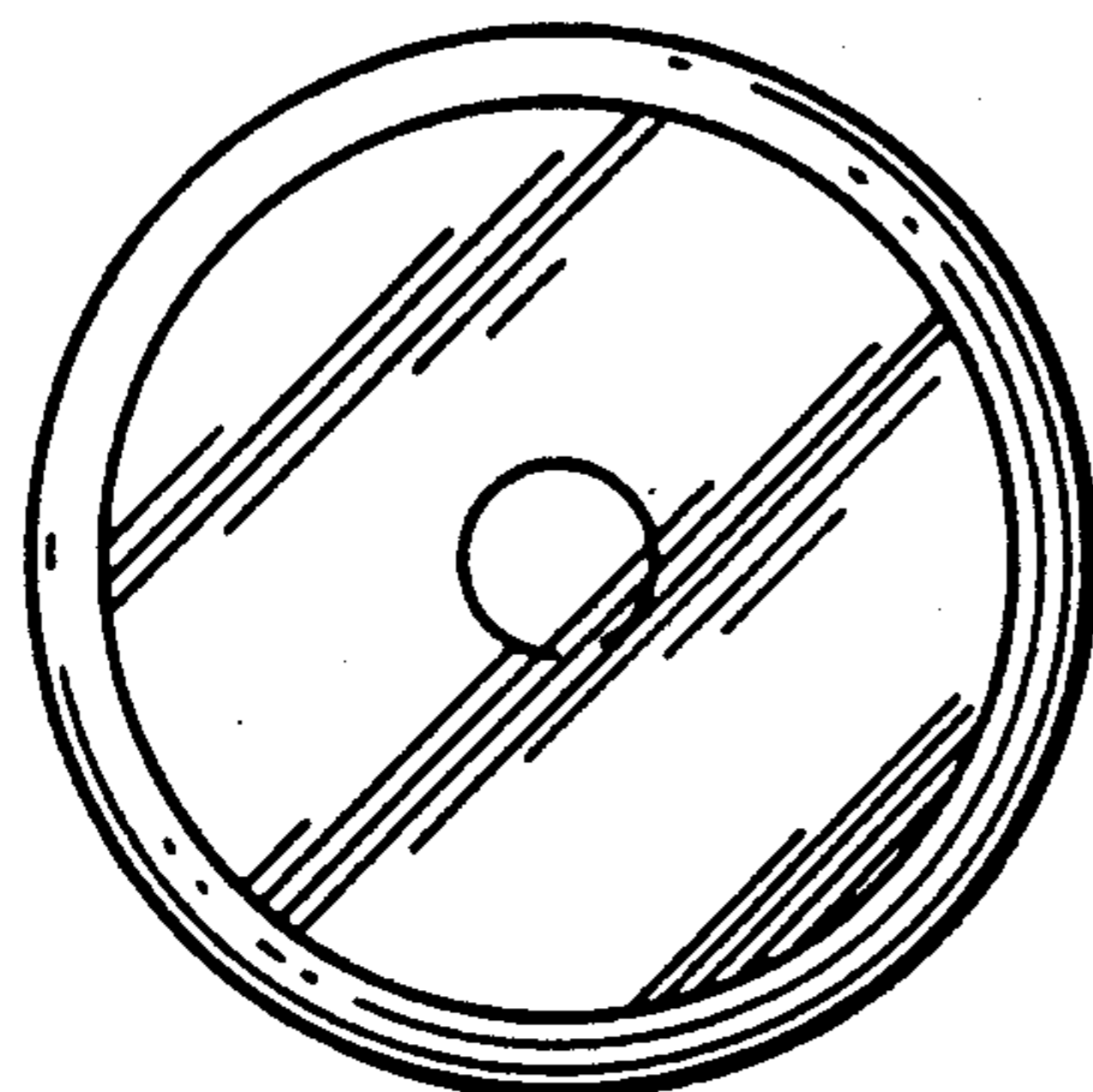


FIG. 4




FIG. 5

