

United States Patent [19]

Fleming, Jr. et al.

[11] Patent Number: **Des. 318,129**

[45] Date of Patent: **** Jul. 9, 1991**

[54] **TRANSLUCENT END BLOCK OR THE LIKE**

[75] Inventors: **Harry A. Fleming, Jr., Smethport; Richard Y. Greene; Robert L. Wehman, both of Port Allegany, all of Pa.**

[73] Assignee: **Pittsburgh Corning Corporation, Pittsburgh, Pa.**

[**] Term: **14 Years**

[21] Appl. No.: **165,898**

[22] Filed: **Mar. 9, 1988**

[52] U.S. Cl. **D25/108**

[58] Field of Search **D25/103, 113, 112, 114, D25/118, 109, 108; 52/306, 308, 604-609; 404/34**

[56] **References Cited**

U.S. PATENT DOCUMENTS

D. 241,429	9/1976	Gustav	D25/72
250,635	12/1881	McLean .	
298,418	5/1884	Shaw .	
402,073	4/1889	Falconnier .	
758,973	5/1904	Kaye .	
827,464	7/1906	Pedrick .	
1,425,102	8/1922	Keppler .	
1,855,987	4/1932	Rammer .	
1,994,387	3/1935	Despret	72/41
2,086,185	7/1937	Keaney	72/41
2,110,885	3/1938	Lytle	72/41
2,110,900	3/1938	Zimmerman et al.	72/41
2,115,264	4/1938	Henderson	72/41

2,115,513	4/1938	Bauer	72/41
2,226,220	12/1940	Cox	72/41
2,306,320	12/1942	Rapp	94/28
2,322,591	6/1943	Rapp	88/60
2,333,723	11/1943	Jordan	72/37
2,355,262	8/1944	Blau	88/59
2,714,816	8/1955	Pennell	72/41
2,724,260	11/1955	D'Eustachio	72/35
2,975,853	3/1961	Friend	181/33
3,798,861	3/1974	Weiss	52/306
4,023,319	5/1977	Kurata	52/308
4,648,226	3/1987	Manon	52/308
4,651,486	3/1987	Erickson et al.	52/306
4,719,735	1/1988	Fleming, Jr. et al.	52/306
4,852,321	8/1989	Fleming, Jr. et al.	D25/113

FOREIGN PATENT DOCUMENTS

848079 7/1939 France .

Primary Examiner—A. Hugo Word

Assistant Examiner—Doris Clark


Attorney, Agent, or Firm—Stanley J. Price, Jr.

[57] CLAIM

The ornamental design for a translucent end block or the like, as shown and described.

DESCRIPTION

FIG. 1 is a rear perspective view of a translucent end block or the like showing our new design; FIG. 2 is a front perspective view thereof; FIG. 3 is a top plan view thereof; FIG. 4 is a rear elevational view thereof; FIG. 5 is a side elevational view thereof; and FIG. 6 is a front elevational view thereof.






FIG. 1




FIG. 2

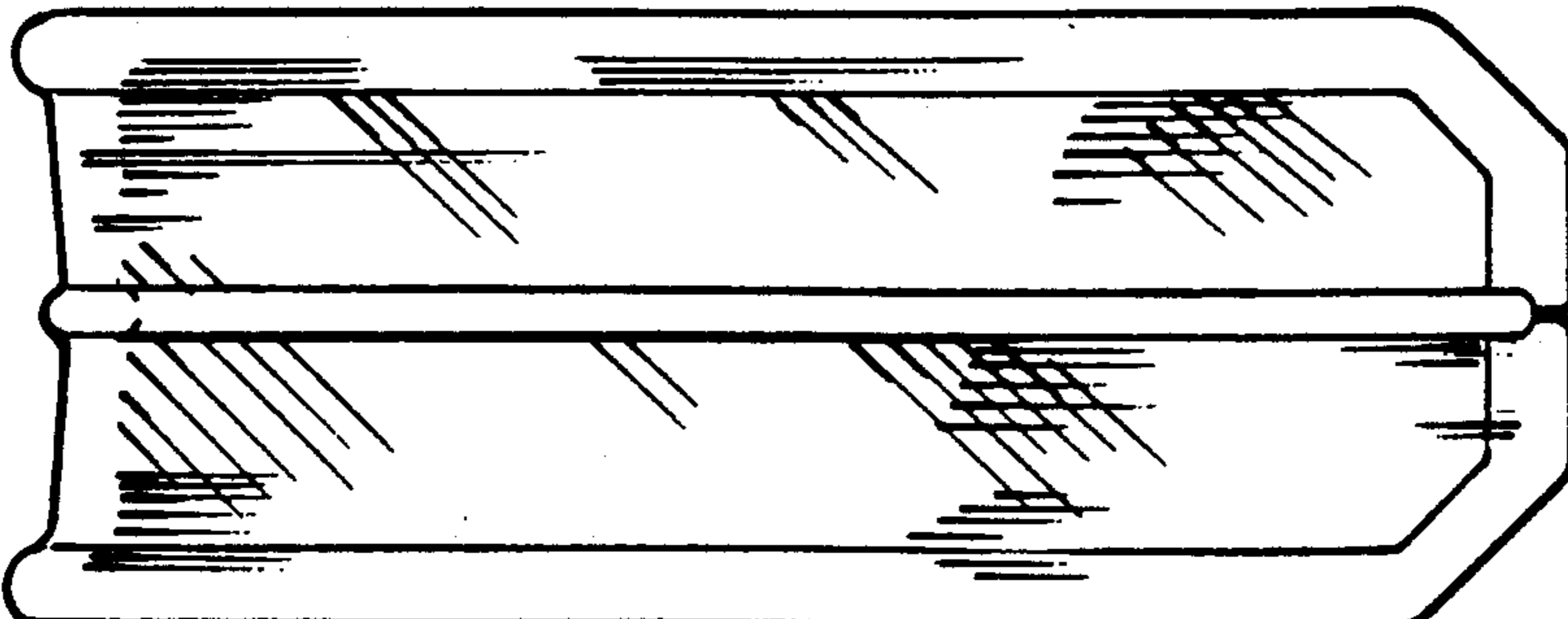


FIG. 3

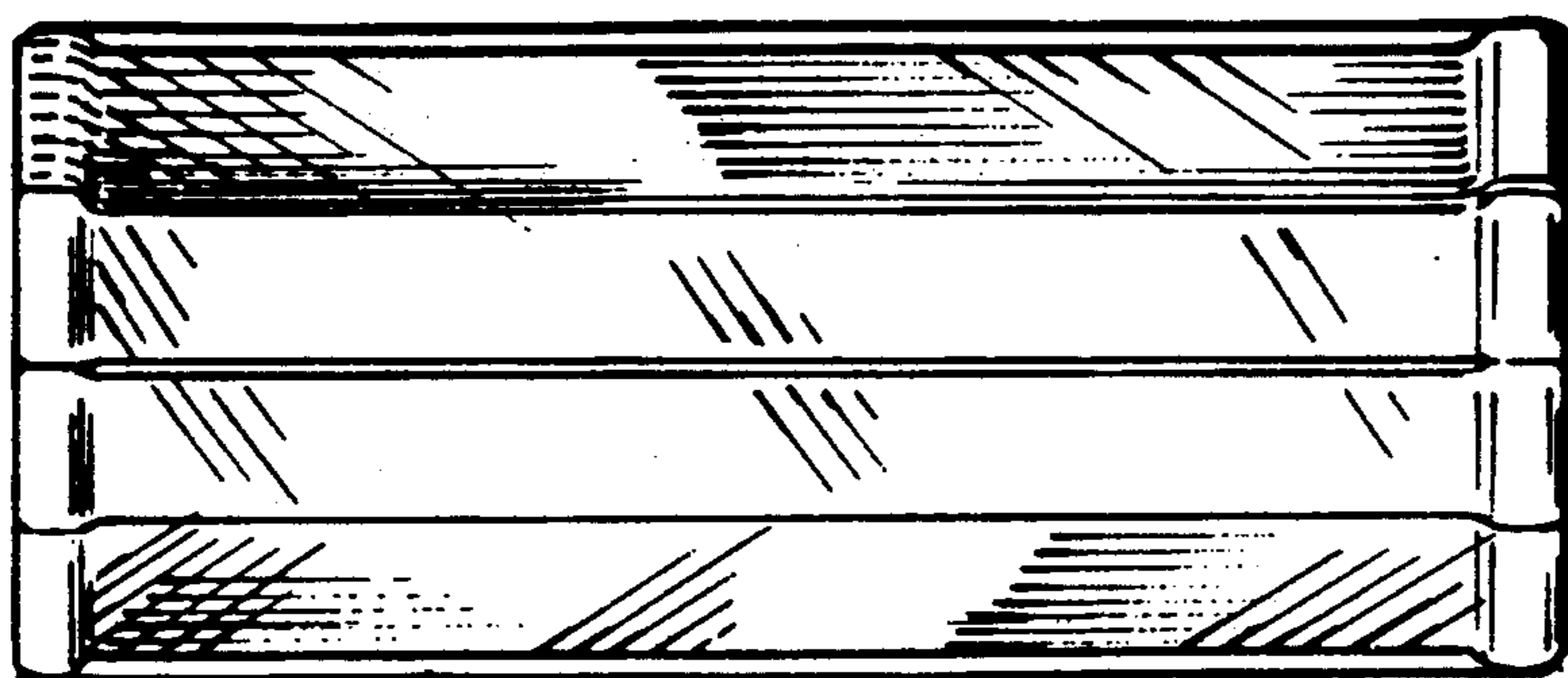


FIG. 6




FIG. 5

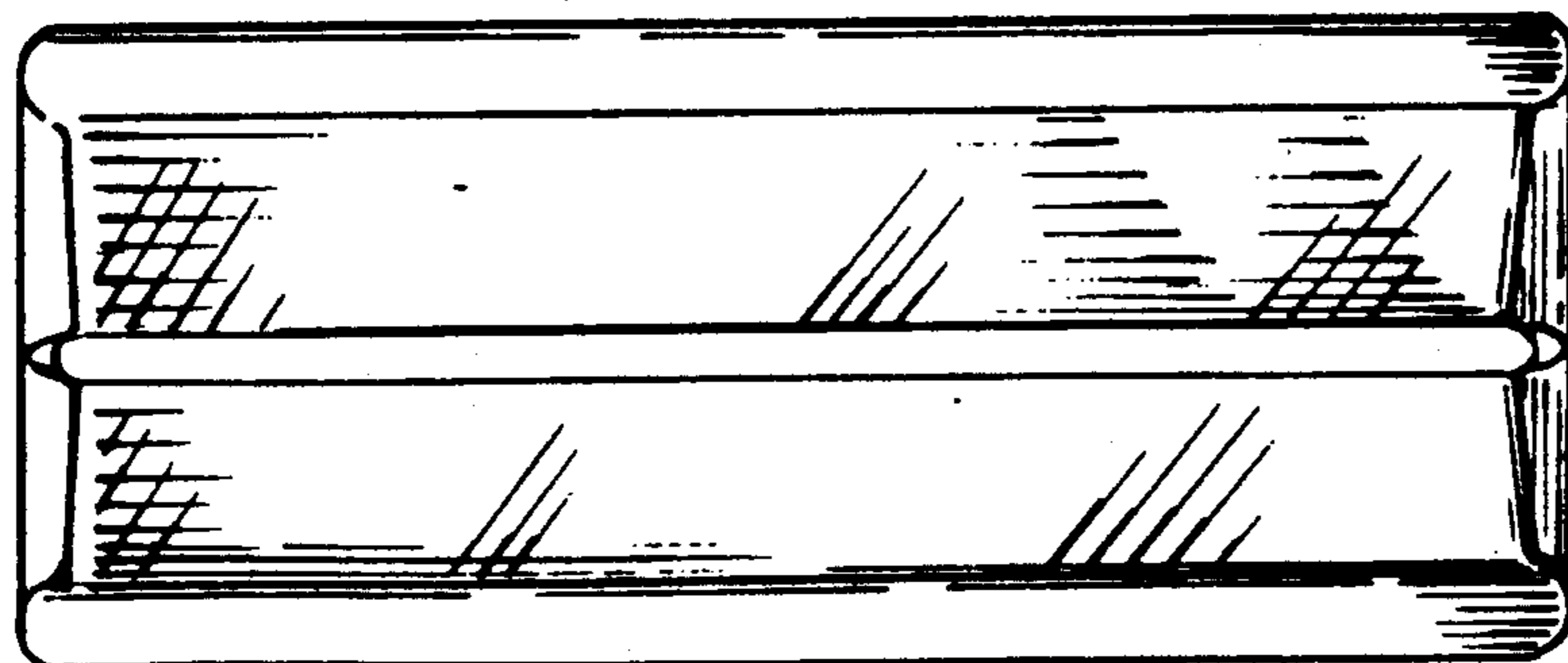


FIG. 4