

[54] **COOKING RANGE VENTILATING HOOD**

[75] **Inventor: Alvaro Galassi, Fabriano, Italy**

[73] **Assignee: Faber S.p.A., Fabriano, Italy**

[**] **Term: 14 Years**

[21] **Appl. No.: 436,676**

[22] **Filed: Nov. 15, 1989**

[30] **Foreign Application Priority Data**

Oct. 4, 1989 [IT] Italy 21877/89[U]

[52] **U.S. Cl. D23/372**

[58] **Field of Search D23/372, 371;
126/299 R**

[56] **References Cited**

U.S. PATENT DOCUMENTS

D. 196,287 9/1963 Brannan D23/372
2,912,919 11/1959 Bernstein 126/299 R
4,856,493 8/1989 Fleming et al. 126/299 R

FOREIGN PATENT DOCUMENTS

3245302 6/1984 Fed. Rep. of Germany ... 126/299 R
3424330 1/1986 Fed. Rep. of Germany D23/151

2277506 1/1976 France 126/299 R
2001749 2/1979 United Kingdom 126/299 R
2161718 1/1986 United Kingdom D23/372

OTHER PUBLICATIONS

Miami-Carey Division of the Philip Carey Mfg. Co.,
adv. brochure pp. 2,3, and 5, Coverage Hoods, tops of
pages.

Primary Examiner—James M. Gandy
Assistant Examiner—Lisa Lichtenstein
Attorney, Agent, or Firm—Charles A. Brown

[57] **CLAIM**

The ornamental design for a cooking range ventilating
hood, as shown and described.

DESCRIPTION

FIG. 1 is a bottom perspective view of a cooking range
ventilating hood showing my new design;
FIG. 2 is a top perspective view thereof;
FIG. 3 is a bottom plan view thereof;
FIG. 4 is a top plan view thereof;
FIG. 5 is a side elevational view thereof the opposite
side being a mirror image of that shown;
FIG. 6 is a front elevational view thereof;
FIG. 7 is a rear elevational view thereof.

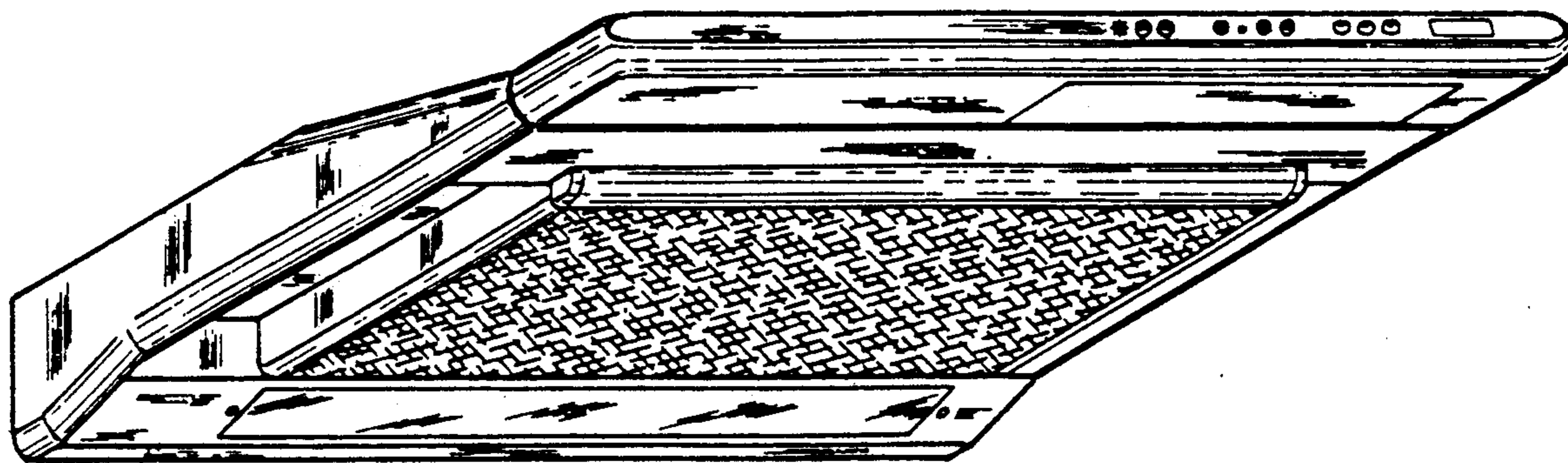


Fig.1




Fig.2




Fig.3

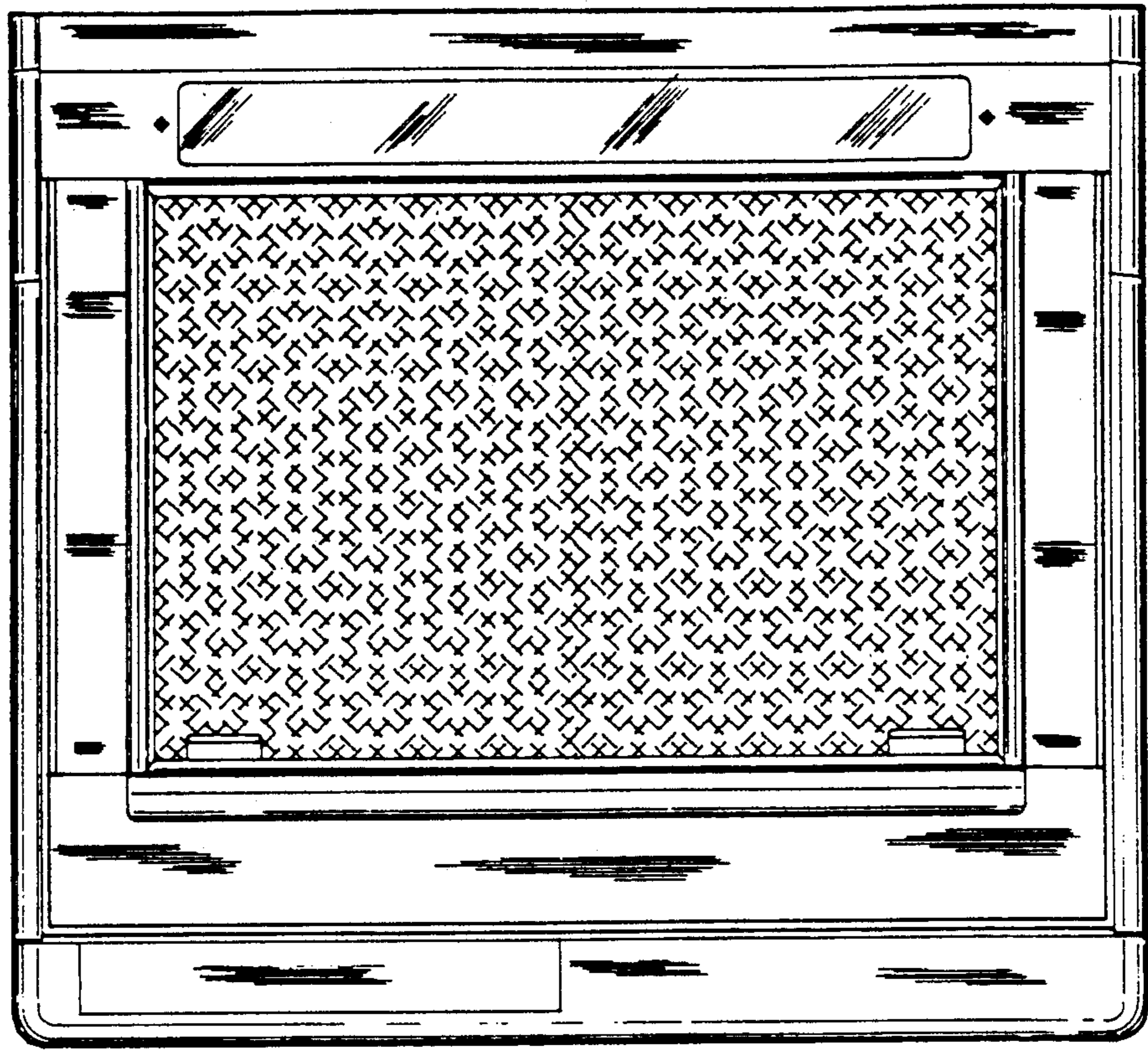


Fig.4

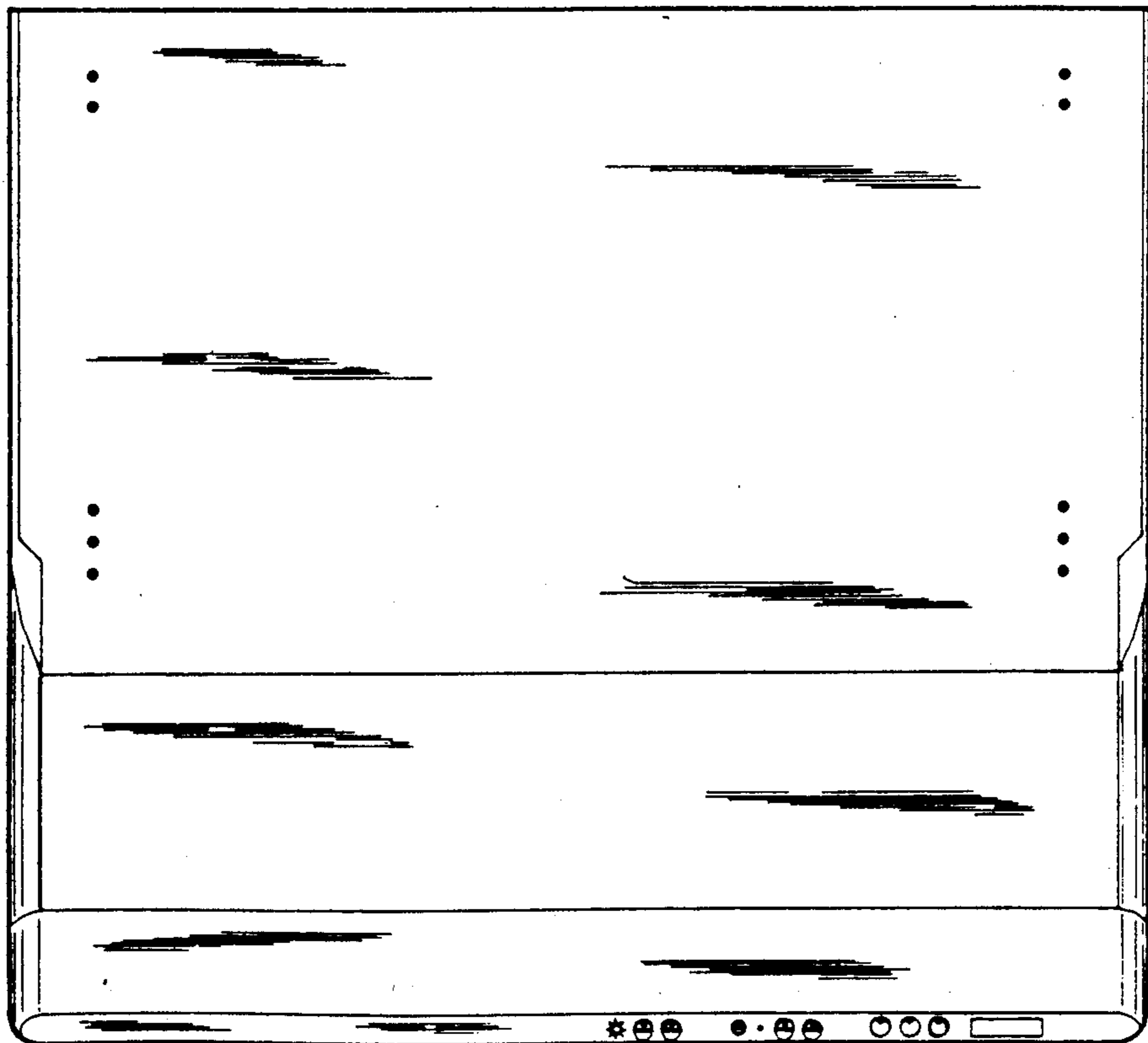


Fig.5




Fig.6




Fig.7

