

[54] JOYSTICK

[76] Inventor: Peng Y. Haung, 3 Fl., No. 10, Lane  
47, Mei Kuei Rd., Hsin Tien City,  
Taipei Hsien, Taiwan

[\*\*] Term: 14 Years

[21] Appl. No.: 373,785

[22] Filed: Jun. 30, 1989

[52] U.S. Cl. .... D21/48

[58] Field of Search ..... D21/48, 13; D14/125,  
D14/217, 299; D13/158, 162; 273/148 B, DIG.  
28

[56] References Cited

U.S. PATENT DOCUMENTS

D. 297,953 10/1988 Yasuda et al. .... D21/48  
D. 307,921 5/1990 Barr ..... D21/13  
D. 309,455 7/1990 Staley ..... D14/217 X  
D. 313,251 12/1990 Hayes ..... D21/48  
4,469,330 9/1984 Asher ..... 273/148 B

4,870,389 9/1989 Ishiwata et al. .... 273/148 B X

OTHER PUBLICATIONS

Playthings, Sep. 1988, p. 49, top right of the page.  
Playthings, Sep. 1988, p. 50, top right of the page.

Primary Examiner—Bernard Ansher  
Assistant Examiner—Prabhakar Deshmukh  
Attorney, Agent, or Firm—Steinberg & Raskin

[57] CLAIM

The ornamental design for a joystick, as shown and  
described.

DESCRIPTION

FIG. 1 is a perspective view of a joystick showing my  
new design;

FIG. 2 is a front elevational view thereof;


FIG. 3 is a rear elevational view thereof;

FIG. 4 is a left side elevational view thereof;

FIG. 5 is a right side elevational view thereof;

FIG. 6 is a top plan view thereof; and

FIG. 7 is a bottom plan view thereof.






FIG. 1.

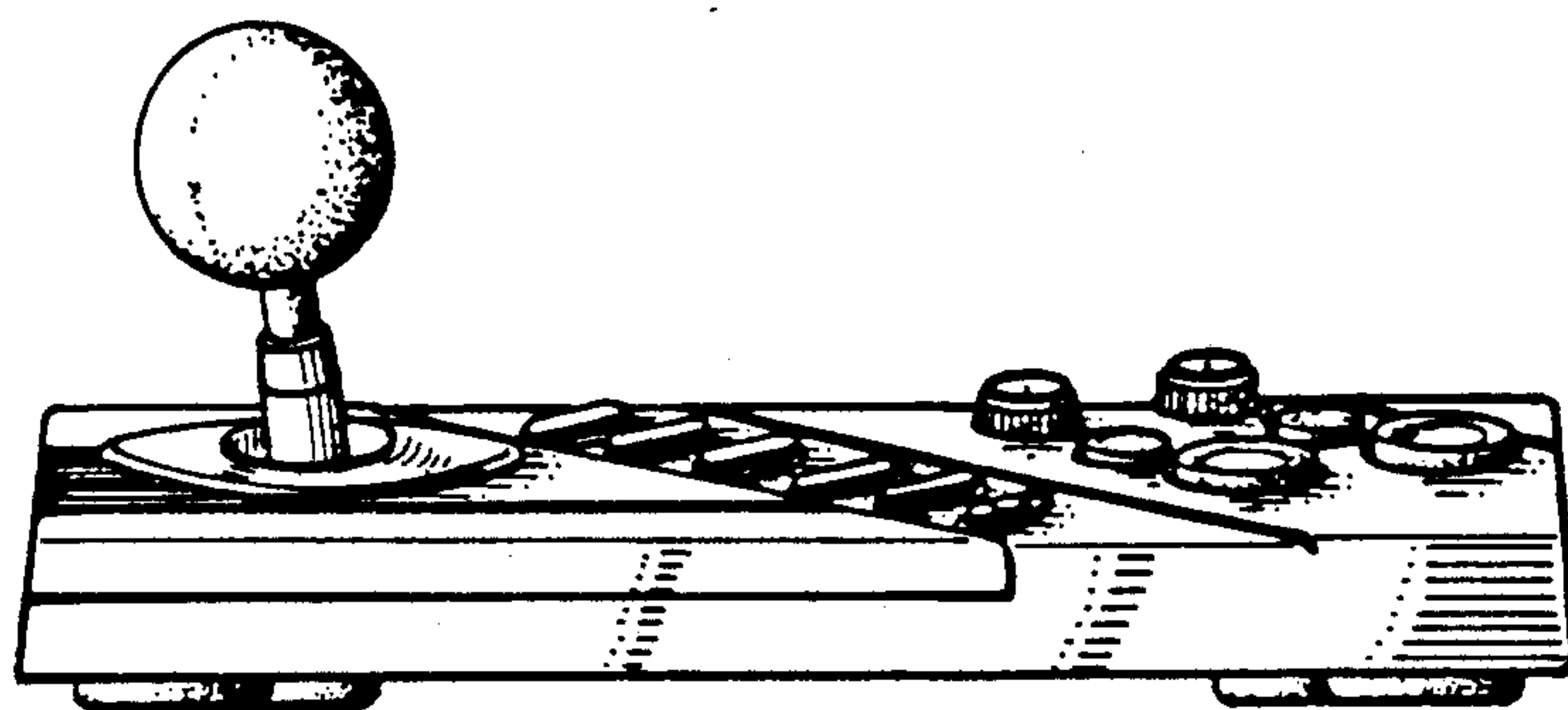


FIG. 2.

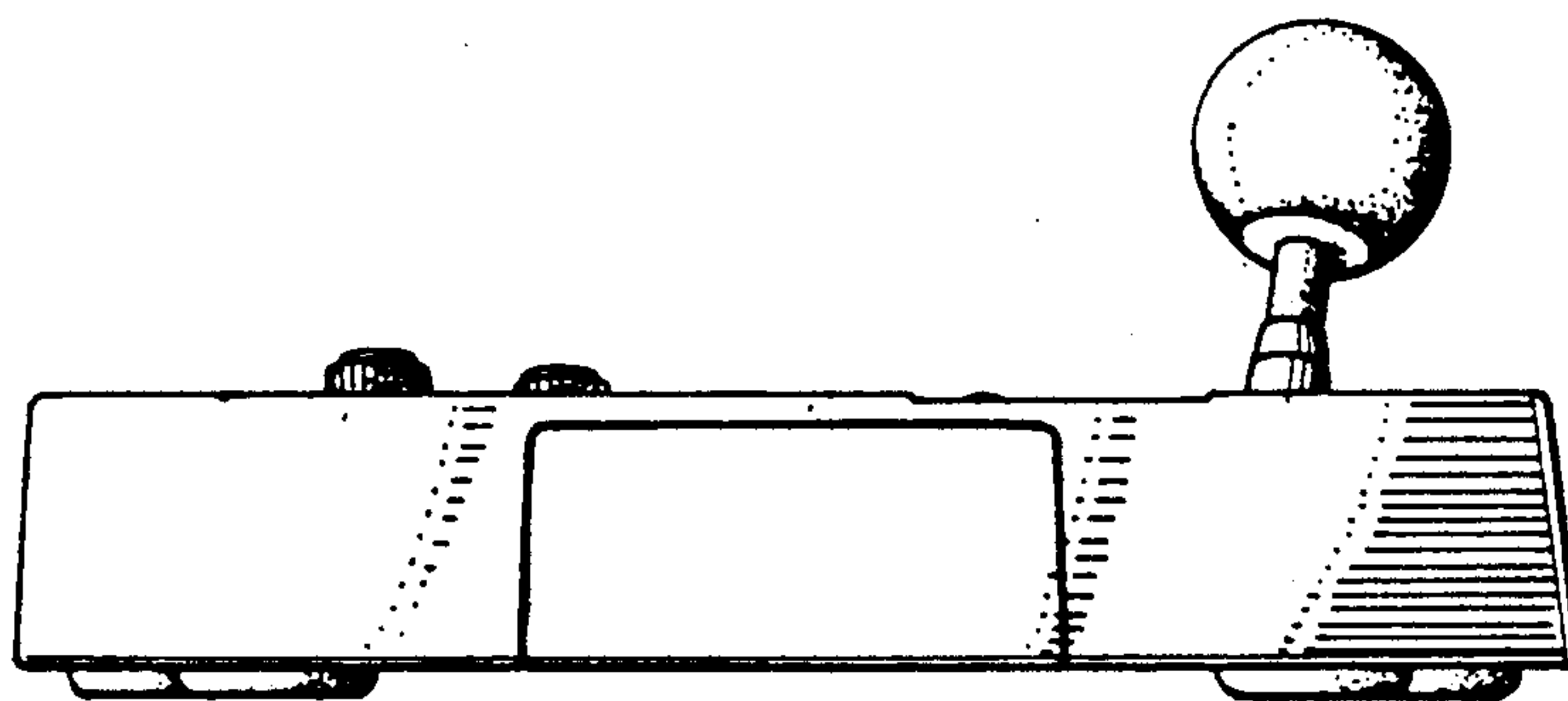


FIG. 3.




FIG. 4.




FIG. 5.

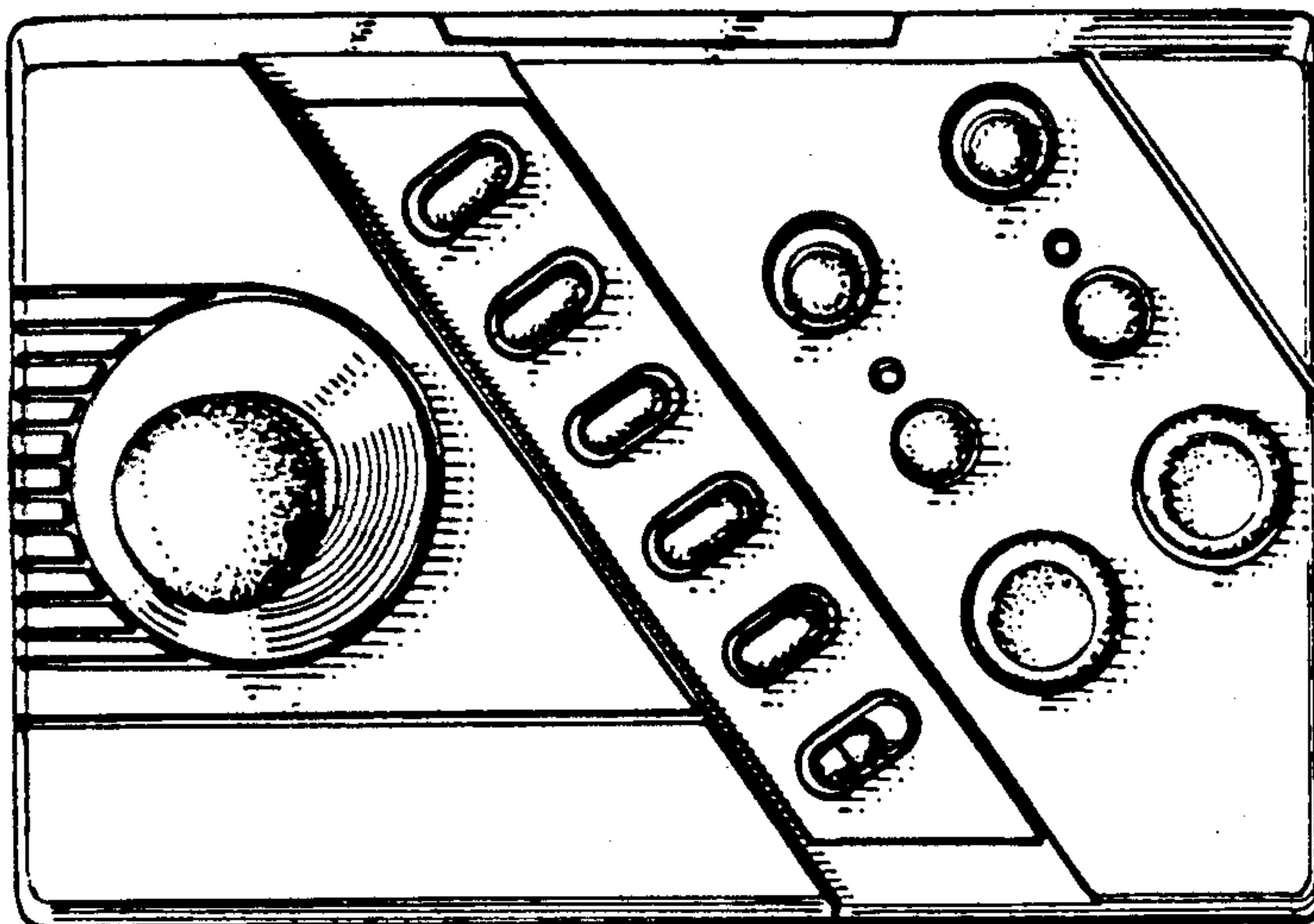


FIG. 6.

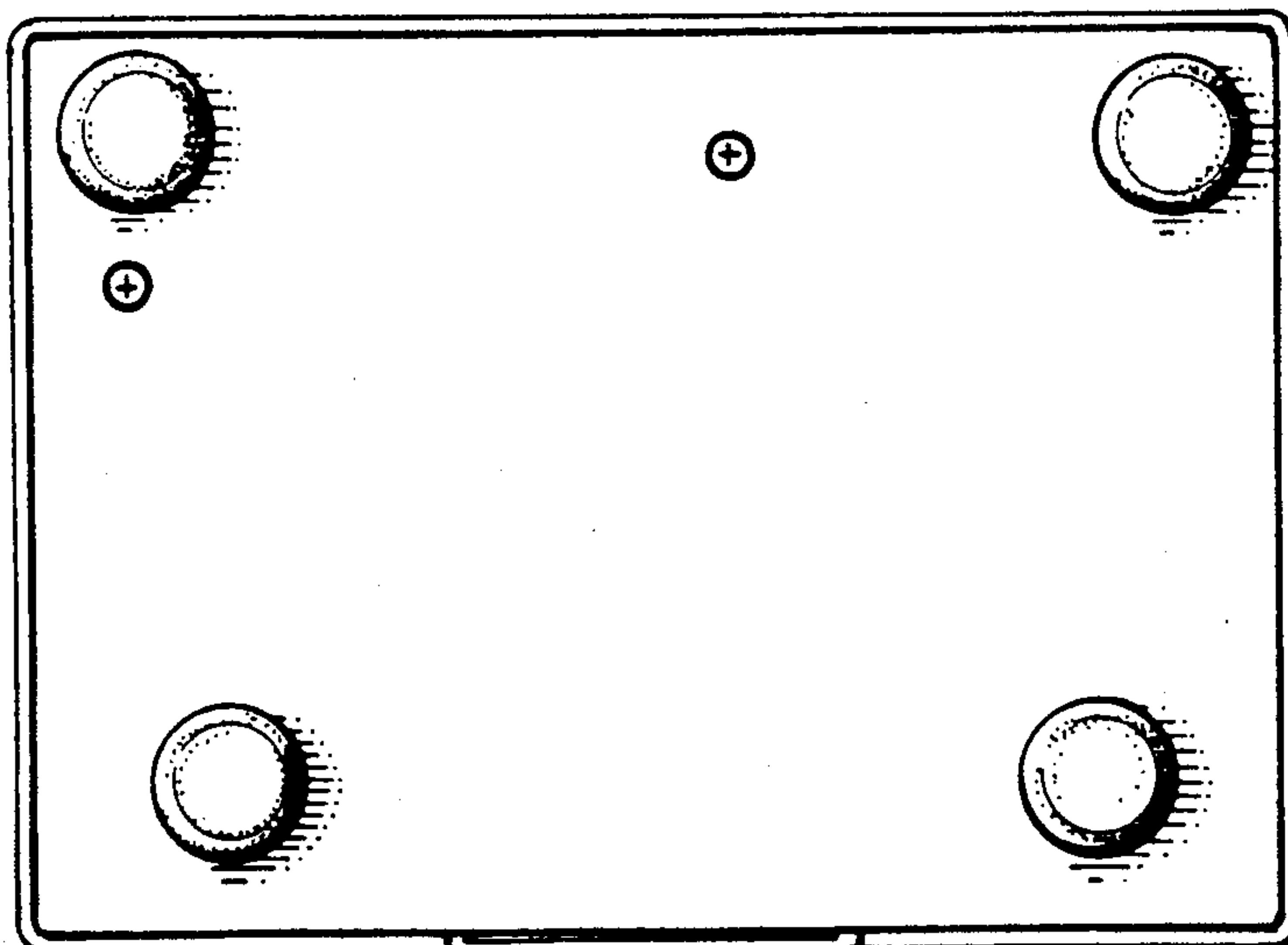


FIG. 7.