

[54] VENDING MACHINE OR SIMILAR ARTICLE

[75] Inventor: James H. Sullivan, Lincolnshire, Ill.

[73] Assignee: Dr. Pepper Company, Dallas, Tex.

[\*\*] Term: 14 Years

[21] Appl. No.: 101,352

[22] Filed: Sep. 25, 1987

[52] U.S. Cl. .... D20/5

[58] Field of Search ..... D20/4, 5, 8, 9; 194/206, 207, 233, 248, 255, 350; 221/92, 129, 131, 133, 155

[56] References Cited

U.S. PATENT DOCUMENTS

- D. 292,519 10/1987 Sullivan ..... D20/5
- D. 297,246 8/1988 Summerville et al. .... D20/4 X

Primary Examiner—A. Hugo Word  
Assistant Examiner—Paula Allen

Attorney, Agent, or Firm—Pennie & Edmonds

[57] CLAIM

The ornamental design for a vending machine or similar article, as shown and described.

DESCRIPTION

FIG. 1 is a front and right side perspective view of a vending machine or similar article showing my new design;


FIG. 2 is a left side elevational view thereof;

FIG. 3 is a right side elevational view thereof;


FIG. 4 is a top plan view thereof;

FIG. 5 is a front and right side perspective view of a modified form of the vending machine shown in FIG. 1; and

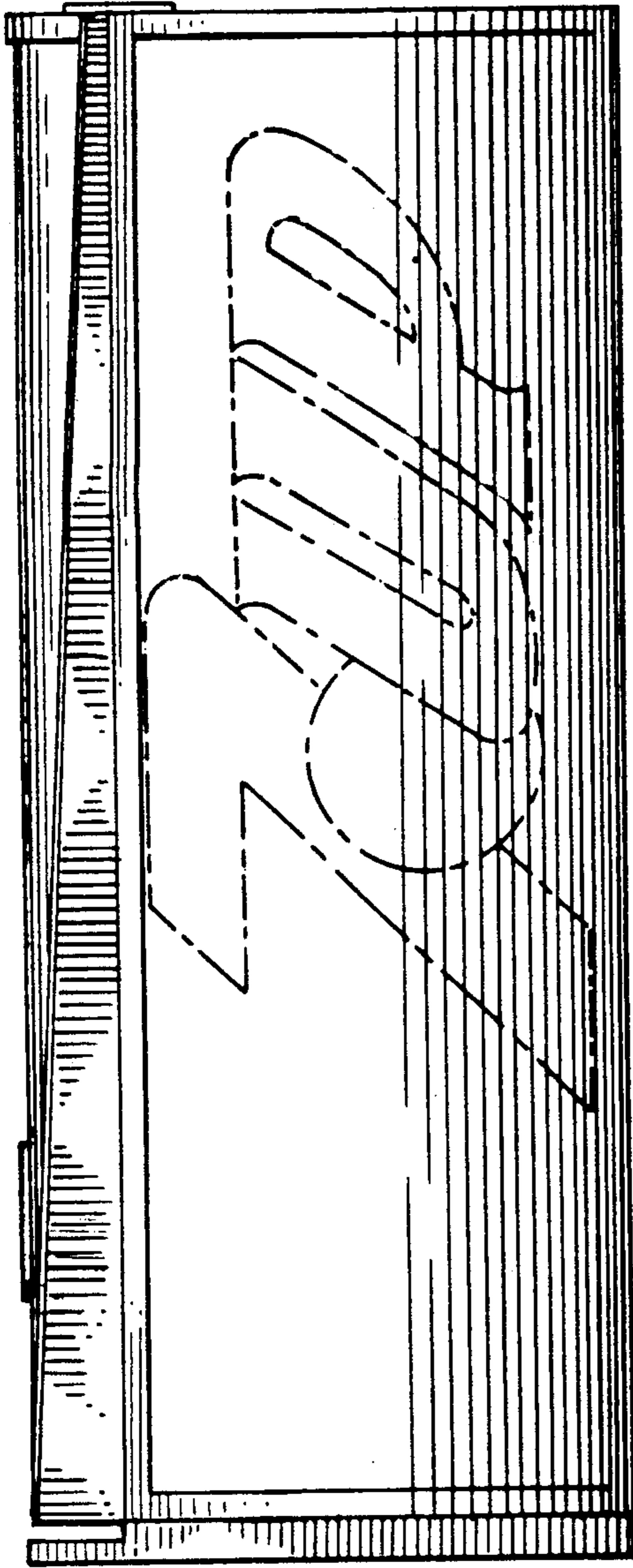
FIG. 6 is a top plan view thereof, the rear and bottom of the machine are substantially plain and unadorned and the right side of the machine shown in FIG. 5 which is not disclosed is the mirror image of the left side disclosed therein, the broken line showing of the indicia in FIGS. 1-3 and 5 is for illustrative purposes only and forms no part of the claimed design.



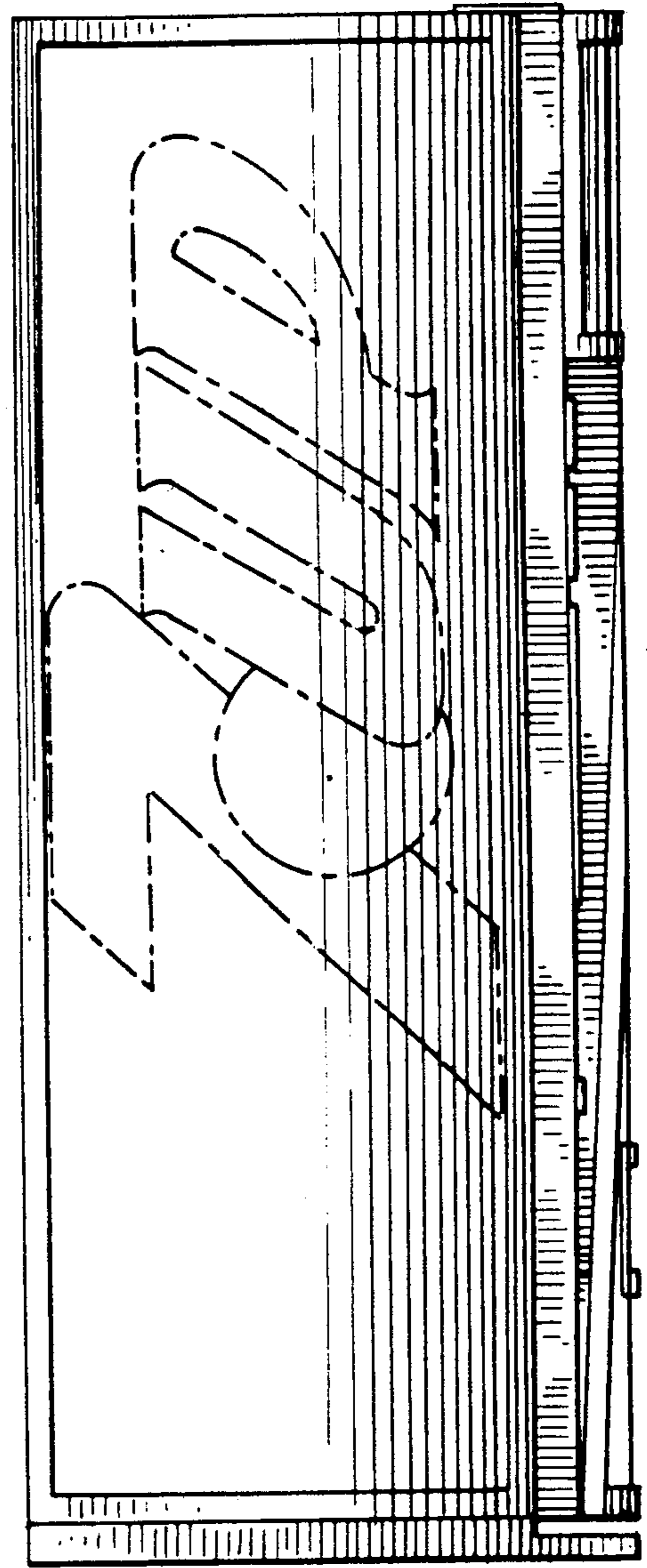
**FIG. 1.**



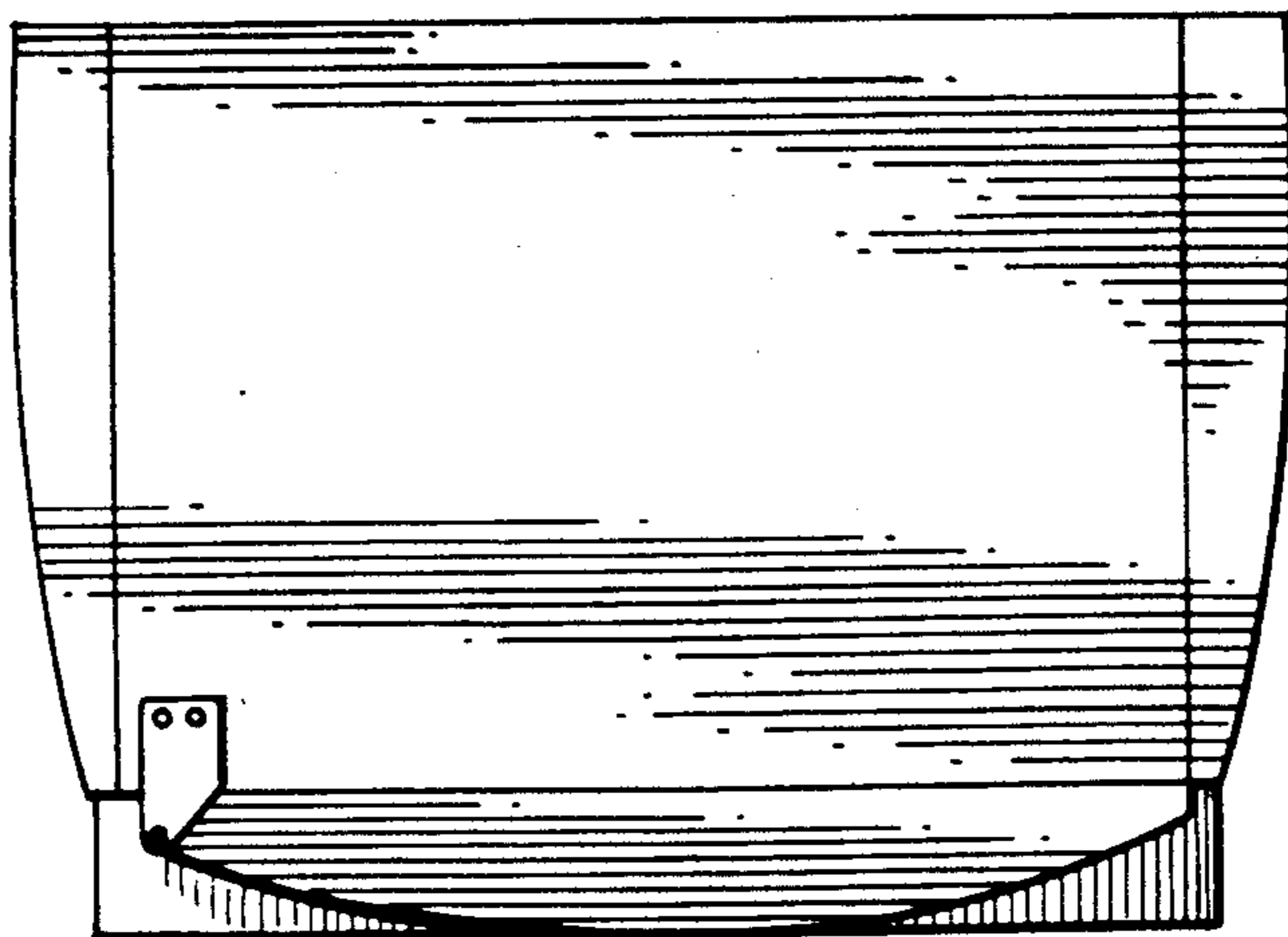
**FIG. 2.**




**FIG. 3.**



**FIG. 4.**



**FIG. 5.**



**FIG. 6.**

