

**United States Patent** [19]  
**McCormick**

[11] **Patent Number: Des. 318,067**  
[45] **Date of Patent: \*\* Jul. 9, 1991**

[54] **CREDIT CARD TRANSACTION FORM**

[75] **Inventor: Joseph A. McCormick, Manhattan, Ill.**

[73] **Assignee: General Credit Forms, Inc., Earth City, Mo.**

[\*\*] **Term: 14 Years**

[21] **Appl. No.: 377,191**

[22] **Filed: Jul. 10, 1989**

[52] **U.S. Cl. .... D19/9; D20/22**

[58] **Field of Search .... D20/10, 22, 23, 27, D20/29, 40, 41, 42, 43, 44; 40/124, 124.1, 152, 152.1, 1.5, 5, 299; D19/1, 9, 10; 283/82, 83, 72**

[56] **References Cited**

**U.S. PATENT DOCUMENTS**

D. 290,136	6/1987	Ball et al. ....	D19/9
2,603,896	7/1952	Bennett .....	40/152
2,837,854	6/1958	Bing et al. ....	40/152
3,245,697	4/1966	Nugent .....	283/82
3,601,913	8/1971	Pollock .....	283/82

3,894,684	7/1975	Florey .....	40/124.1
4,707,594	11/1987	Roth .....	283/83

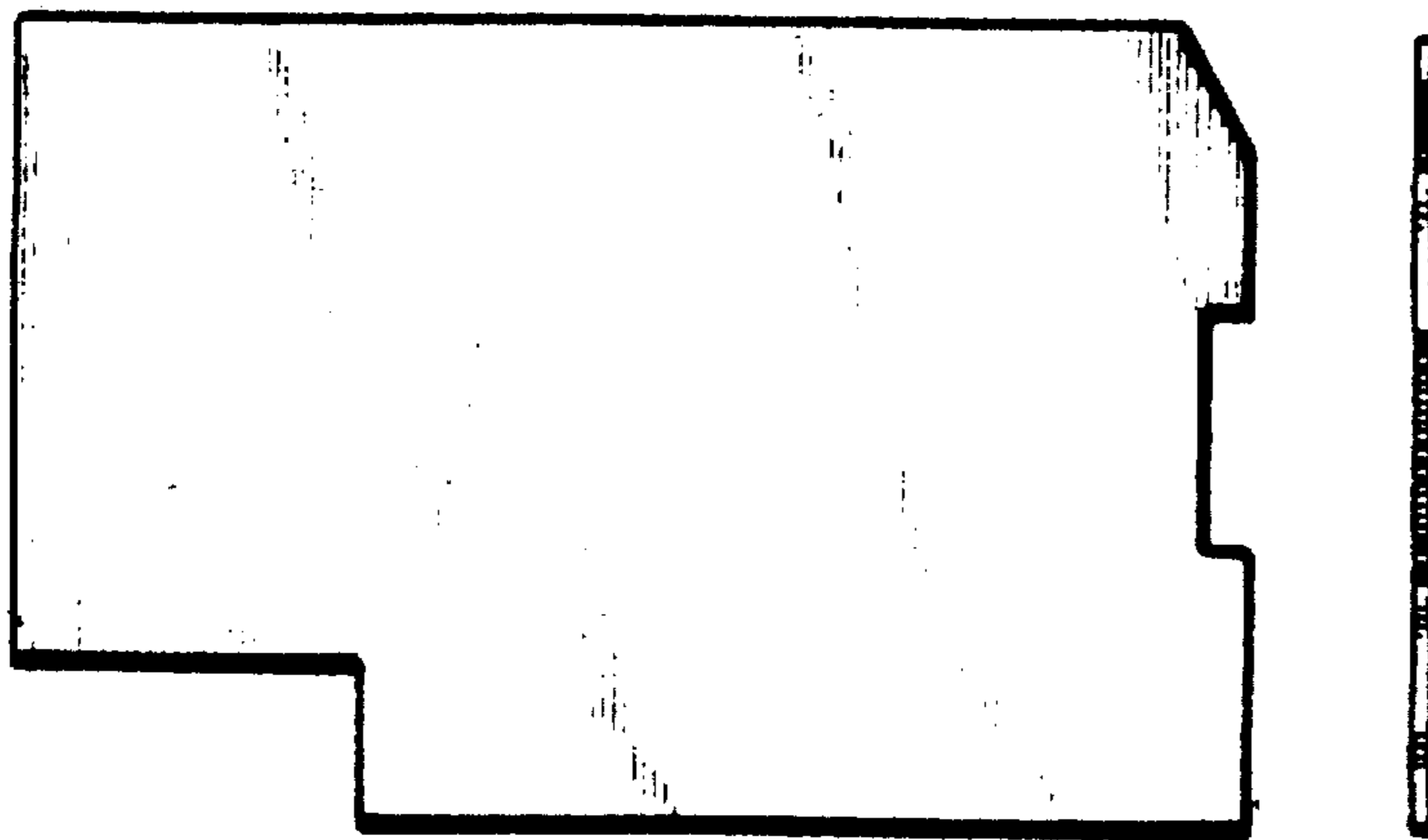
*Primary Examiner*—Wallace R. Burke  
*Assistant Examiner*—Marcus Jackson  
*Attorney, Agent, or Firm*—Marshall, O'Toole, Gerstein, Murray & Bicknell

[57] **CLAIM**

The ornamental design for a credit card transaction form, as shown and described.

**DESCRIPTION**

FIG. 1 is a perspective view of a credit card transaction form showing my new design, with the broken line showing for illustrative purposes only and forming no part of the claimed design;  
FIG. 2 is a top plan view thereof;  
FIG. 3 is a right side elevational view thereof;  
FIG. 4 is a left side elevational;  
FIG. 5 is a bottom plan view thereof;  
FIG. 6 is a rear elevational view thereof;  
FIG. 7 is a front elevational view thereof.



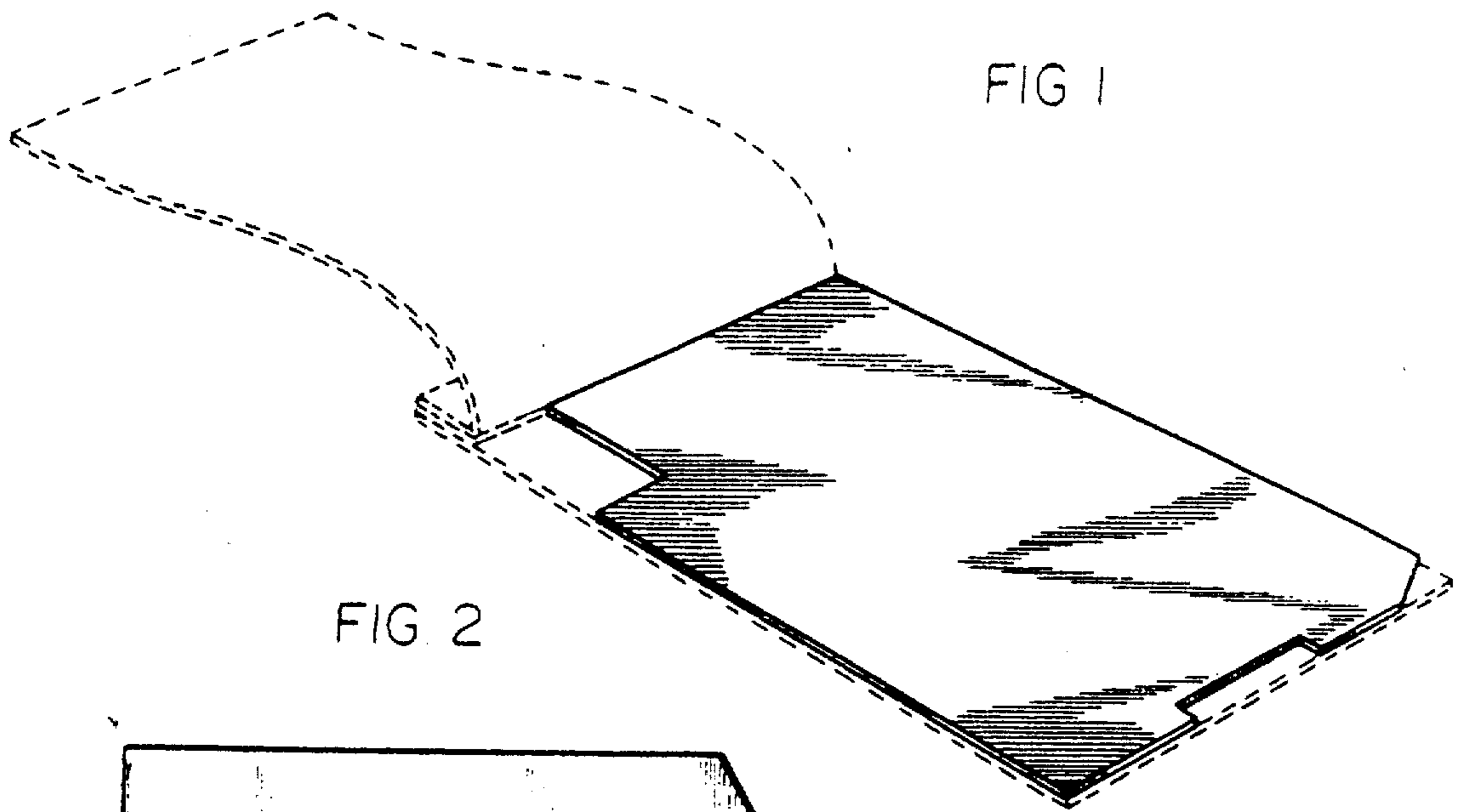


FIG. 2

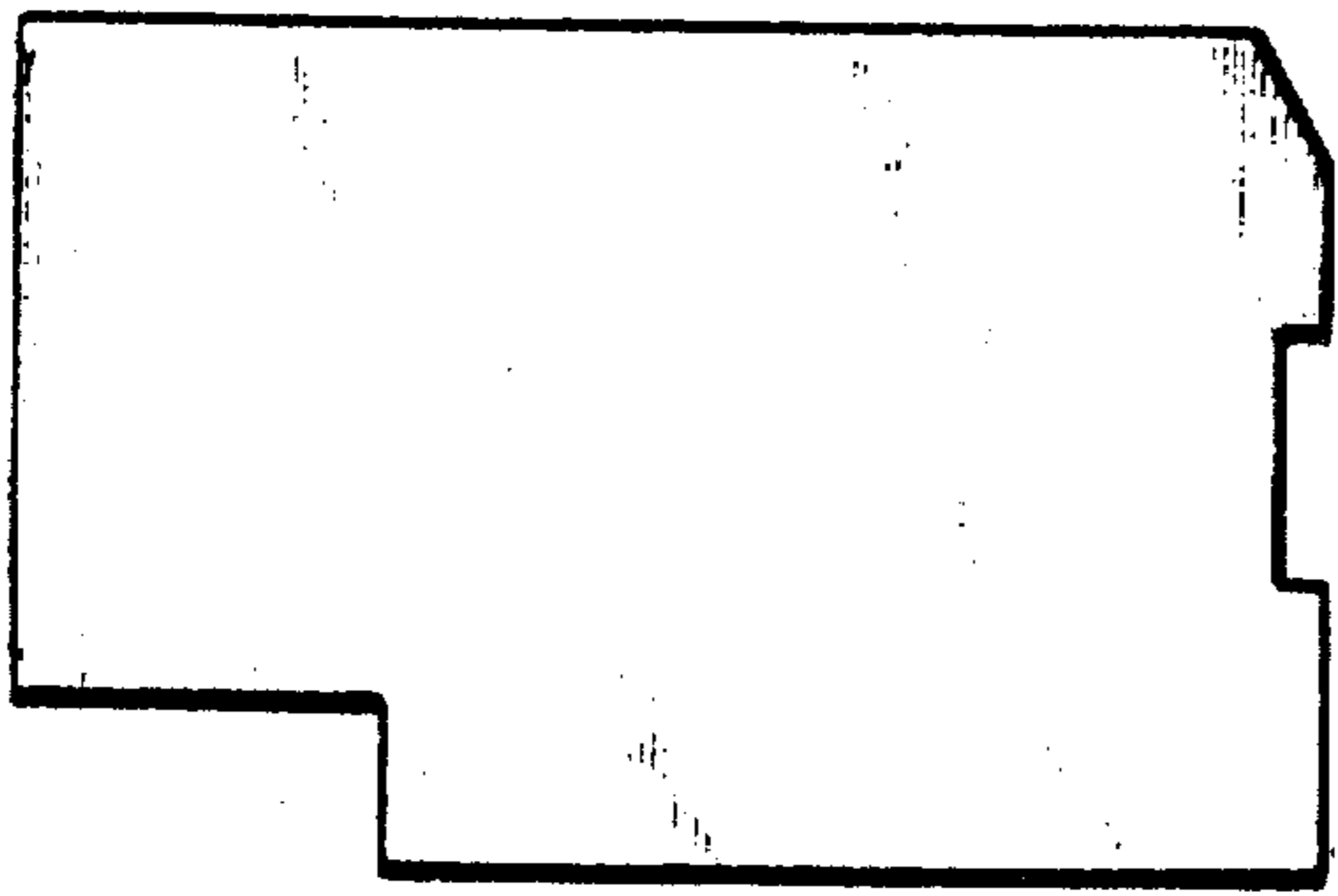


FIG. 3

FIG. 4



FIG. 5

FIG. 6

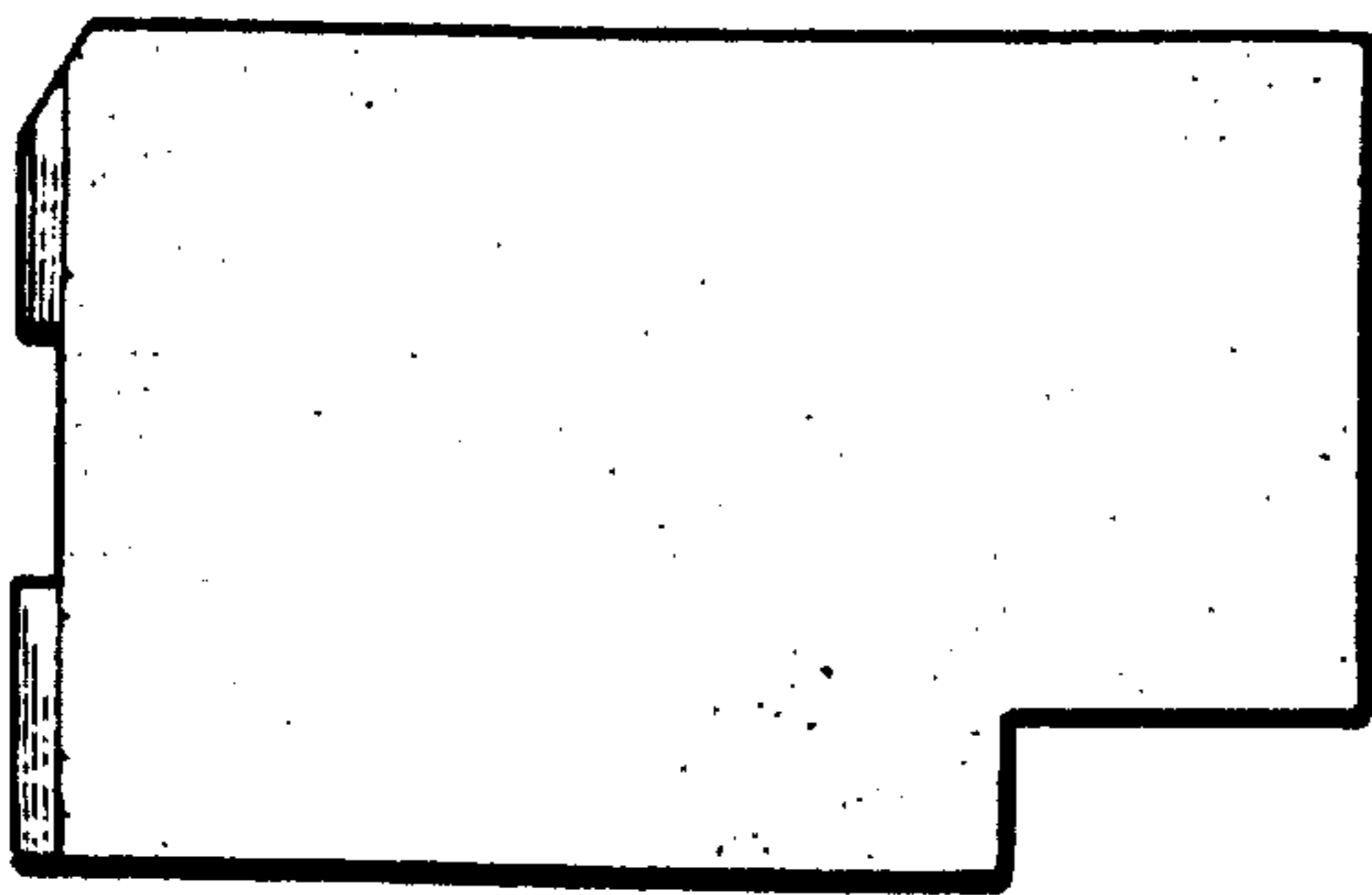


FIG. 7

