

[54] PORTABLE COMPUTER

[75] Inventor: Kent Hsu, Taipei, Taiwan

[73] Assignee: Chicony Electronics Co., Ltd., Taipei, Taiwan

[**] Term: 14 Years

[21] Appl. No.: 405,017

[22] Filed: Sep. 11, 1989

[52] U.S. Cl. D14/106

[58] Field of Search D14/100, 101, 105-107, D14/113, 115; D18/1, 7, 11, 12; 340/700, 706, 707, 711, 712; 341/22, 23; 364/706-710.14, 200, 900; 312/208; 235/145 A, 145 R; 400/479, 484, 485, 486, 488, 489, 496, 677, 682, 693

[56] References Cited

U.S. PATENT DOCUMENTS

- D. 290,256 6/1987 Sapper D14/106
- D. 294,831 3/1988 Hara et al. D14/106
- D. 295,176 4/1988 Nishimoto et al. D14/106
- D. 308,194 5/1990 Messerschmidt et al. D14/106

- D. 311,906 11/1990 Iino D14/106
- D. 313,406 1/1991 Esslinger et al. D14/106


Primary Examiner—Wallace R. Burke
Assistant Examiner—Freda S. Nunn
Attorney, Agent, or Firm—Fleit, Jacobson, Cohn, Price, Holman & Stern

[57] CLAIM

The ornamental design for a portable computer, as shown and described.

DESCRIPTION

FIG. 1 is a top, front, right side perspective view of a portable computer showing my new design; FIG. 2 is an enlarged front elevational view thereof; FIG. 3 is a rear elevational view thereof; FIG. 4 is a left side elevational view thereof; FIG. 5 is right side elevational view thereof; FIG. 6 is a top plan view thereof; FIG. 7 is a bottom plan view thereof; FIG. 8 is a reduced top, front right side perspective view thereof with the computer in the operative condition.



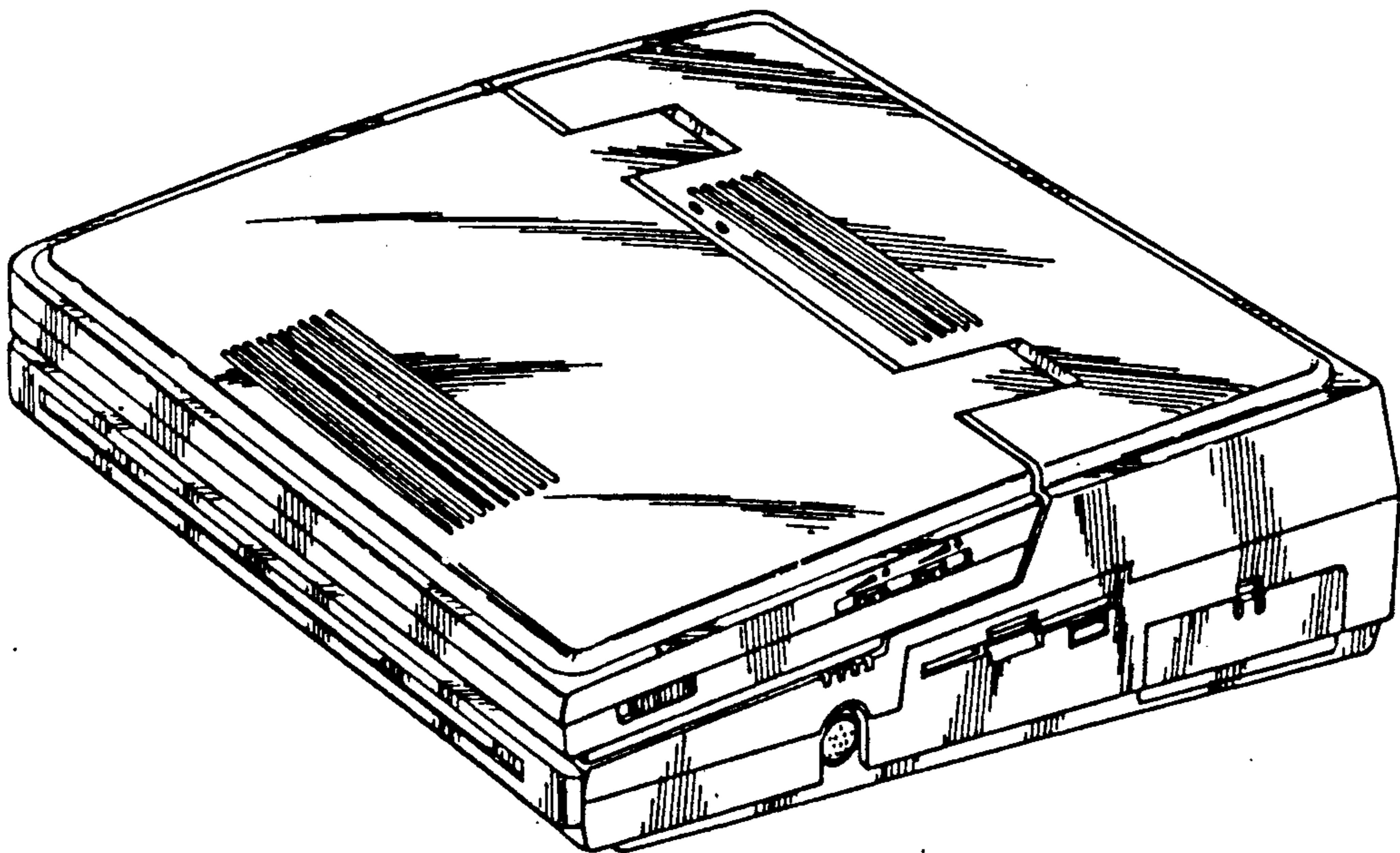


FIG.1




FIG 2

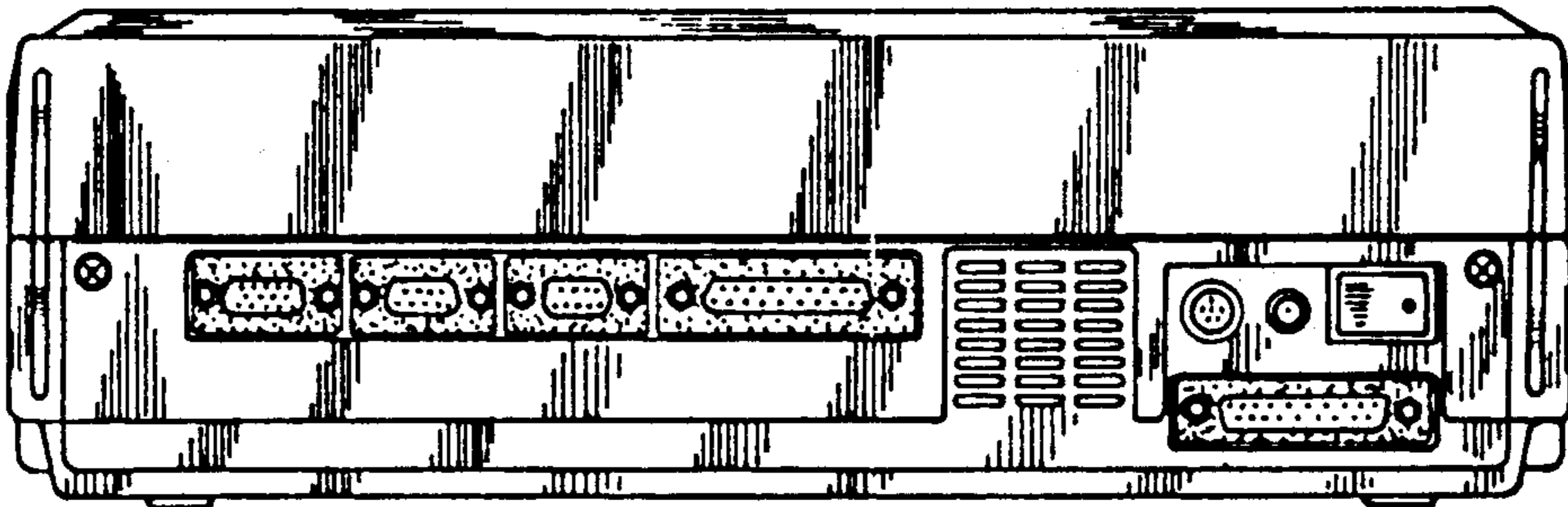


FIG.3

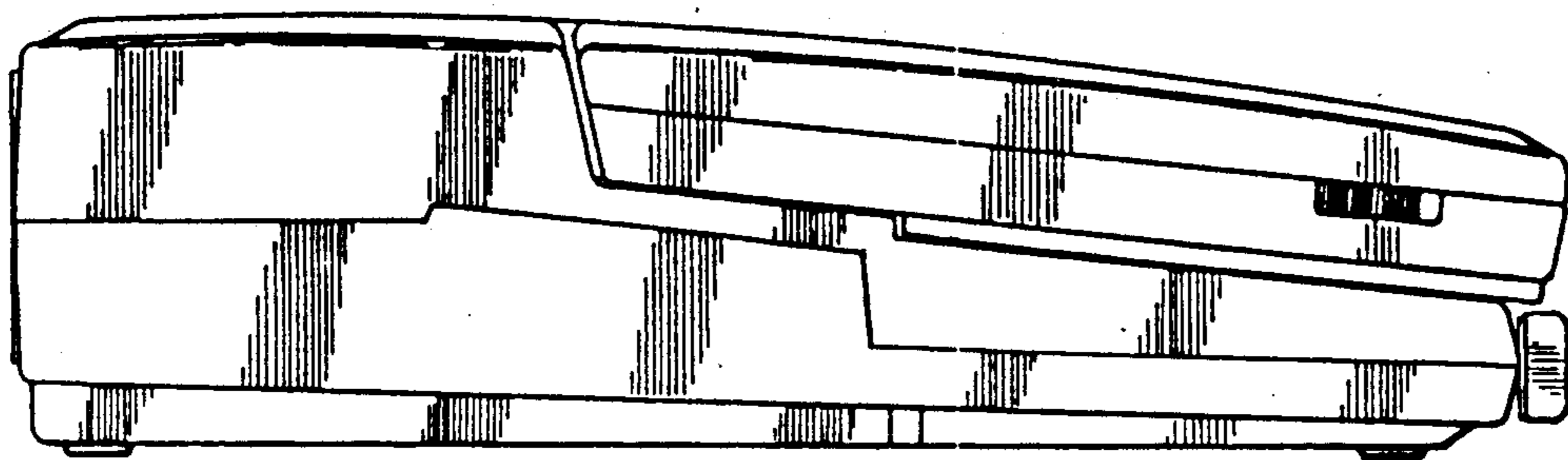


FIG. 4

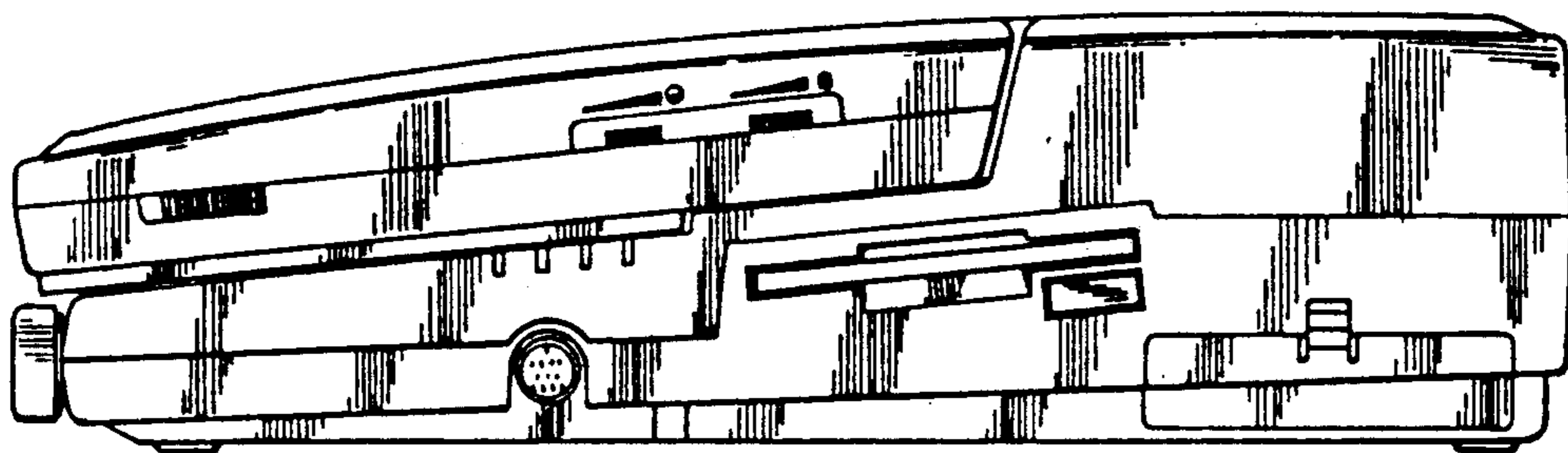


FIG. 5

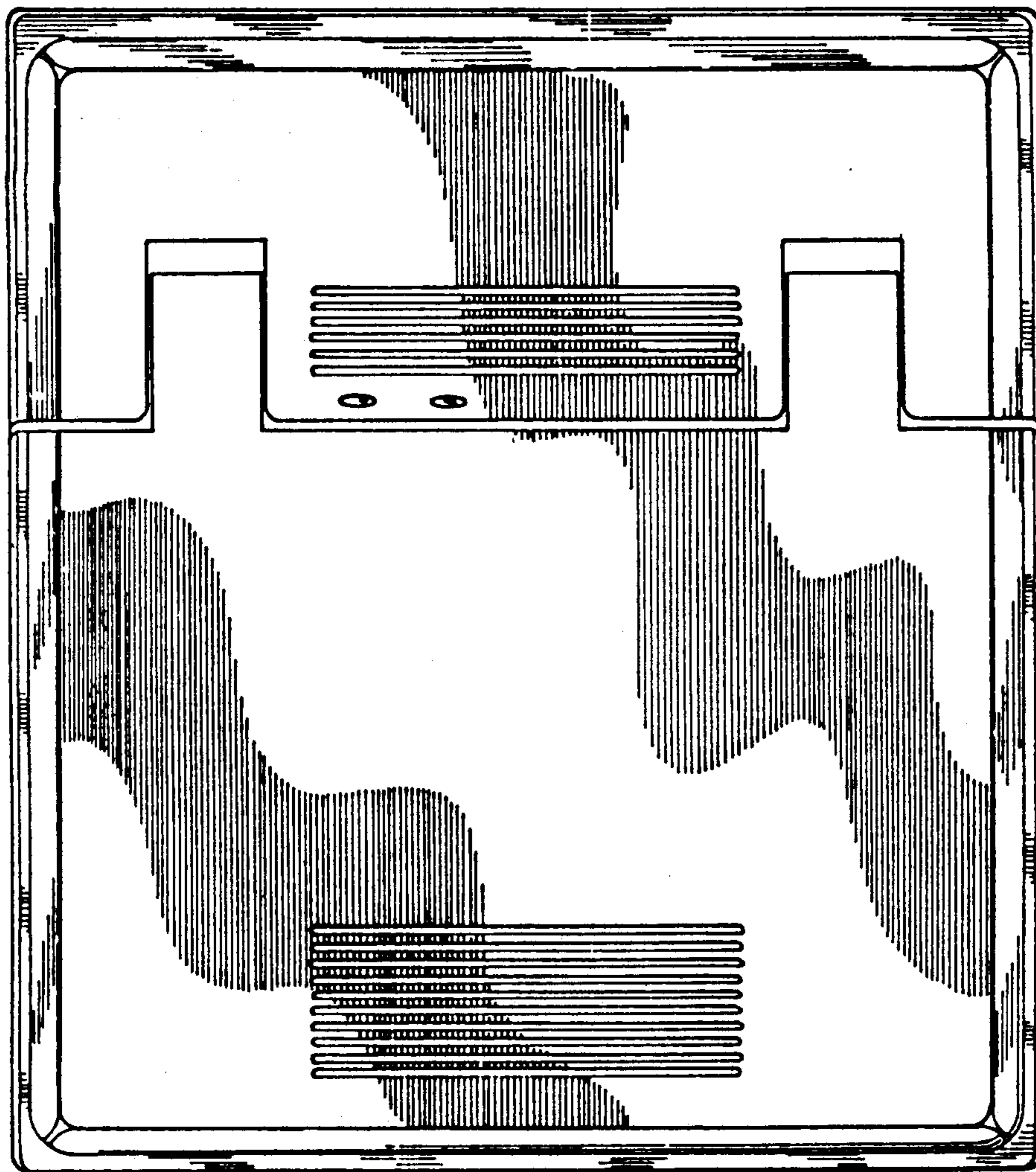


FIG. 6




FIG 7




FIG. 8