

[54] TRAILER COUPLER

[75] Inventor: Bernhardt P. Goettker, Escondido, Calif.

[73] Assignee: Unique Functional Products, San Marcos, Calif.

[**] Term: 14 Years

[21] Appl. No.: 411,624

[22] Filed: Sep. 25, 1989

Related U.S. Application Data

[63] Continuation-in-part of Ser. No. 82,189, Aug. 6, 1987, Pat. No. Des. 305,319.

[52] U.S. Cl. D12/162

[58] Field of Search D12/162; 280/511, 512, 280/513, 482

[56] References Cited

U.S. PATENT DOCUMENTS

D. 305,319	1/1990	Goettker	D12/162
1,254,199	1/1918	Brice	280/512
2,179,432	11/1939	Schroeder et al.	280/511
2,435,024	1/1948	Wagner	280/512
2,459,448	1/1949	Murray	280/512
2,732,222	1/1956	Harroun et al.	280/512
2,855,222	10/1958	Bolmes et al.	280/512
3,446,520	5/1969	Gibson et al.	280/512

3,567,253	3/1971	Puydt et al.	280/512
3,830,580	8/1974	Slattery et al.	280/512
3,888,517	6/1975	Ray	280/512
4,239,252	12/1980	Huetsch et al.	280/512
4,416,467	11/1983	Bradley	280/512

FOREIGN PATENT DOCUMENTS

0618135	4/1961	Canada	280/512
---------	--------	--------	-------	---------

OTHER PUBLICATIONS

J. C. Whitney & Co. Catalog, No. 473, Parts & Accessories, p. 26, Trailer Couple(A).

Primary Examiner—James M. Gandy
Assistant Examiner—Melody Brown
Attorney, Agent, or Firm—Duane C. Bowen

[57] CLAIM

The ornamental design for a trailer coupler, as shown and described.

DESCRIPTION

FIG. 1 is a perspective view of a trailer coupler showing my new design;
FIG. 2 is a side elevation view thereof, the opposite side being a mirror-image of that shown;
FIG. 3 is a front elevation view thereof;
FIG. 4 is a rear elevation view thereof;
FIG. 5 is a top plan view thereof; and,
FIG. 6 is a bottom plan view thereof.




Fig. 1

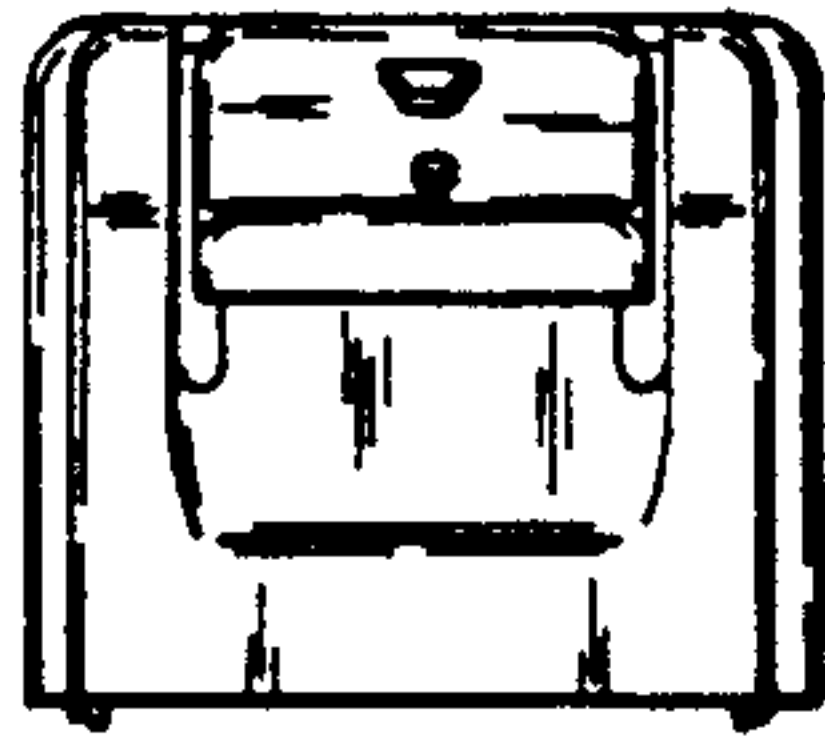



Fig. 3




Fig. 4

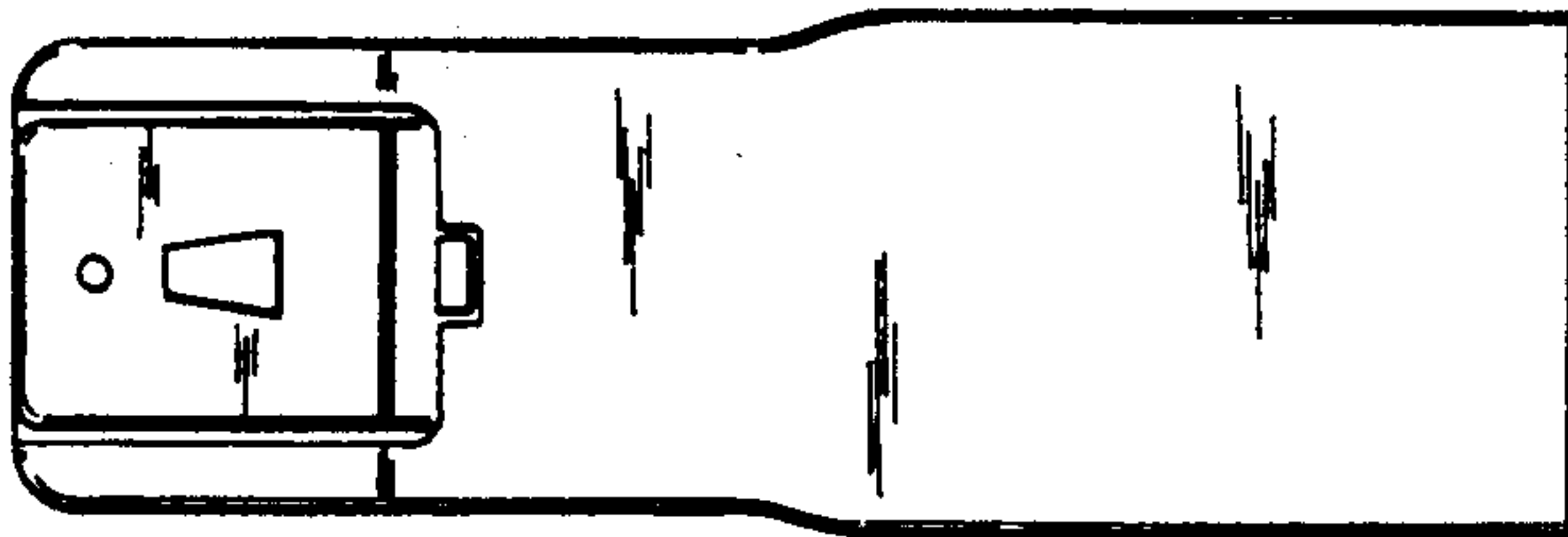


Fig. 5

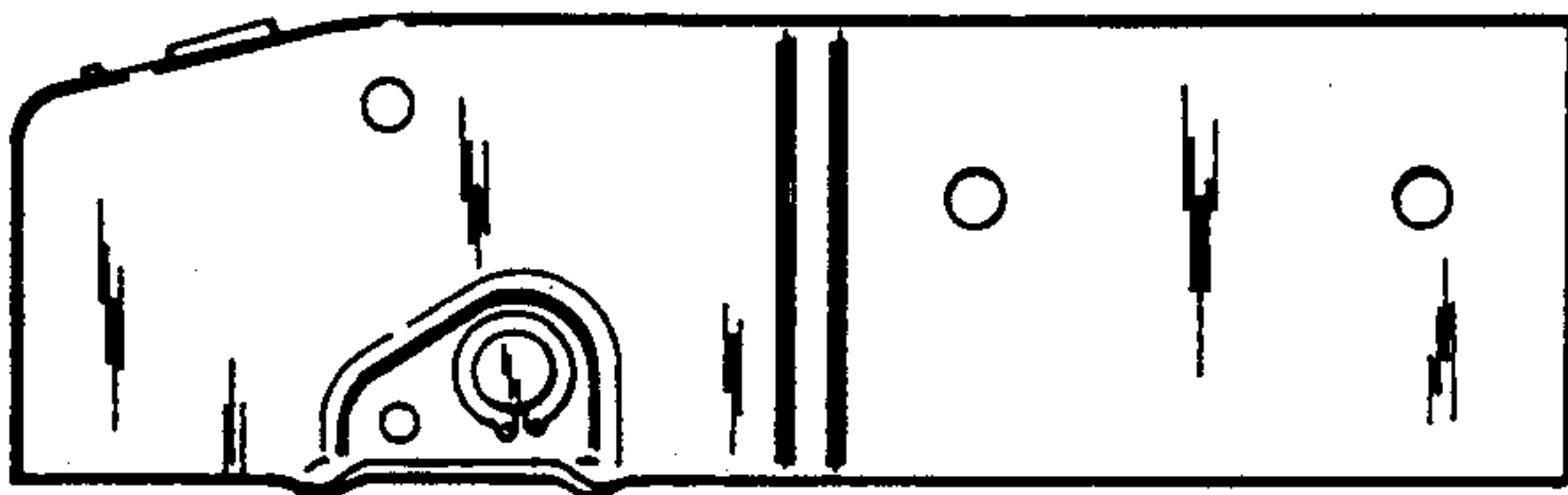


Fig. 2

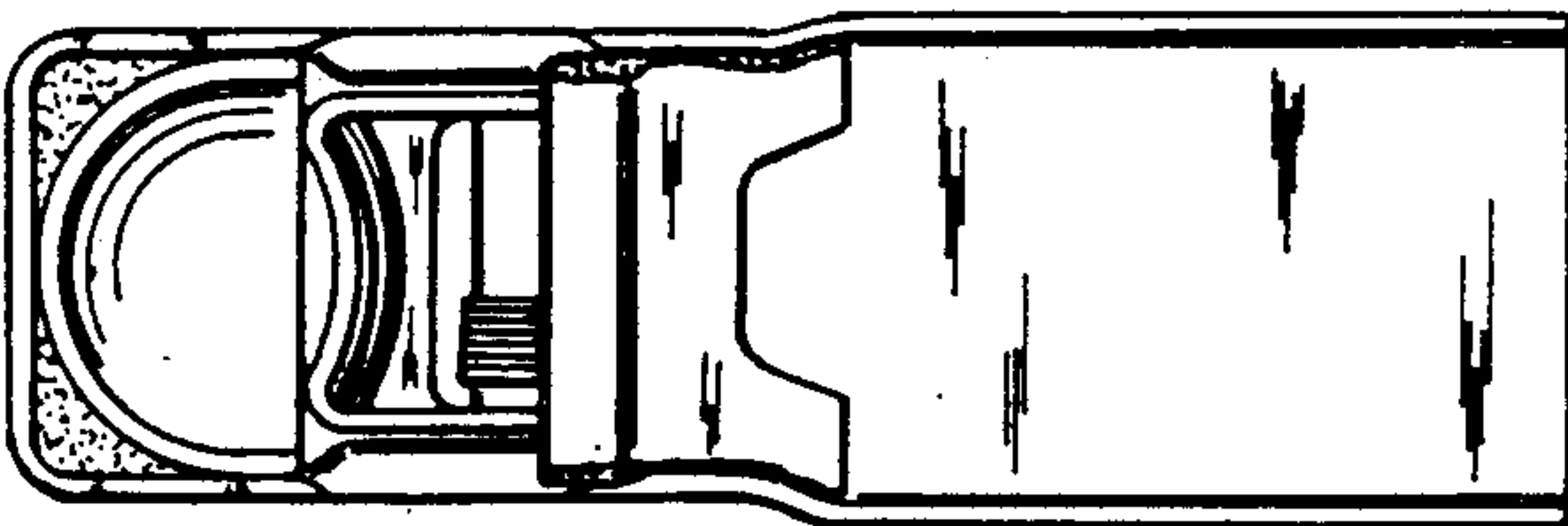


Fig. 6