

[54] TIRE TREAD

[75] Inventors: Paul B. Maxwell, Akron; Philip S. Hammond, Mogadore; Darrell E. Covert, Uniontown, all of Ohio

[73] Assignee: The Goodyear Tire & Rubber Company, Akron, Ohio

[*] Notice: The portion of the term of this patent subsequent to Feb. 19, 2005 has been disclaimed.

[**] Term: 14 Years

[21] Appl. No.: 369,420

[22] Filed: Jun. 21, 1989

[52] U.S. Cl. D12/147

[58] Field of Search D12/141-143, D12/145-148; 152/209 R, 209 D

[56] References Cited

PUBLICATIONS

1988 Tread Design Guide, p. 53, Monarch Road Hugger HR Tire, second tire in from bottom left side of page.

1988 Tread Design Guide, p. 79, Uniroyal Rallye GT

Tire, second row down from top & second tire in from left side of page.

1988 Tread Design Guide, p. 156, Yokohama Super Van Y356 Tire, top right side of page.

Primary Examiner—James M. Gandy
Attorney, Agent, or Firm—T. P. Lewandowski; L. R. Drayer

[57] CLAIM

The ornamental design for a tire tread, as shown and described.

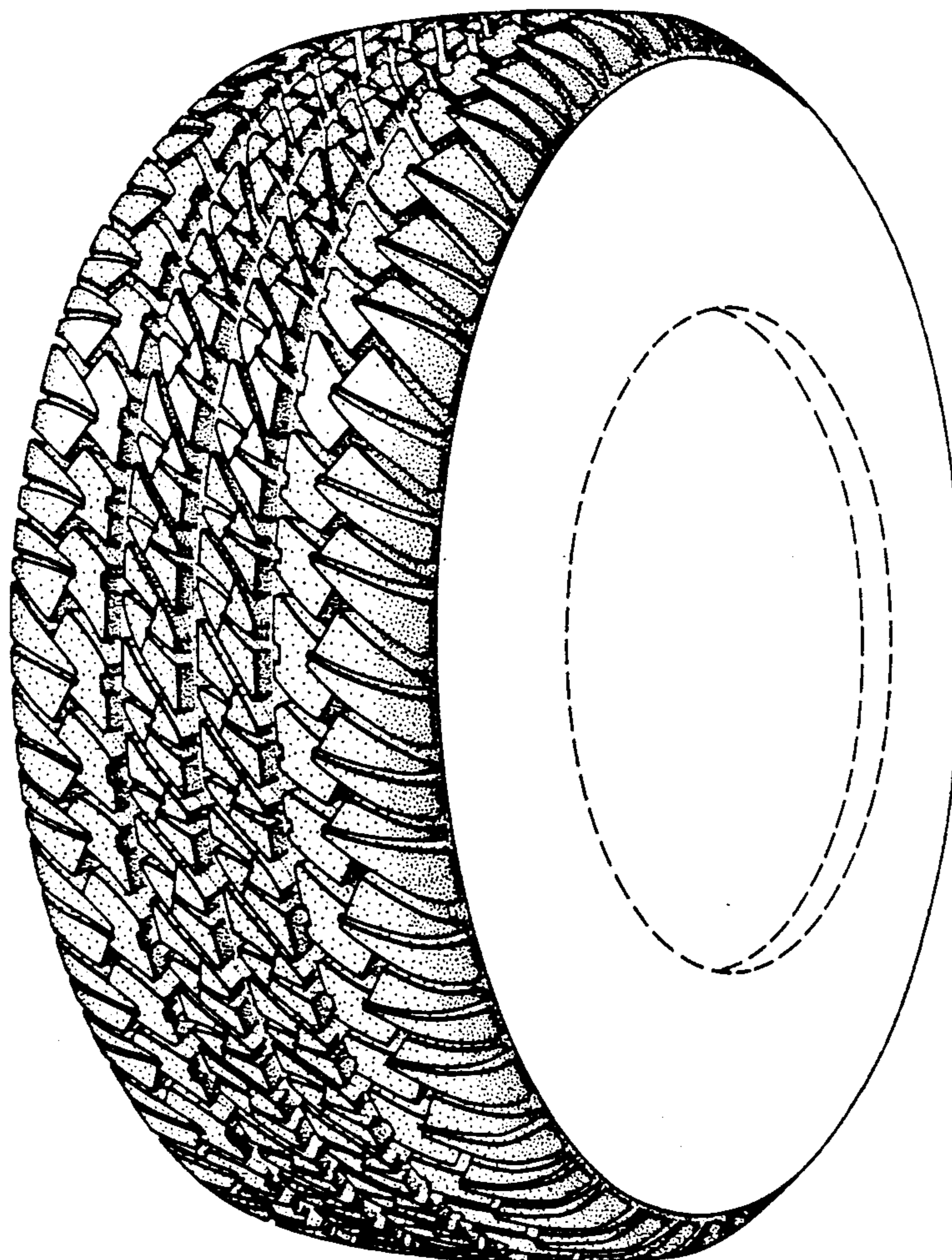
DESCRIPTION

FIG. 1 is a perspective view of a tire tread showing our new design, it being understood that the pattern is repeated throughout the circumference of the tread, the opposite side being substantially the same as that shown; FIG. 2 is a front elevation view thereof;

FIG. 3 is an enlarged fragmentary front elevational view thereof; and

FIG. 4 is an enlarged fragmentary side elevational view thereof.

The broken lines in the drawings are for illustrative purposes only and form no part of the claimed design.



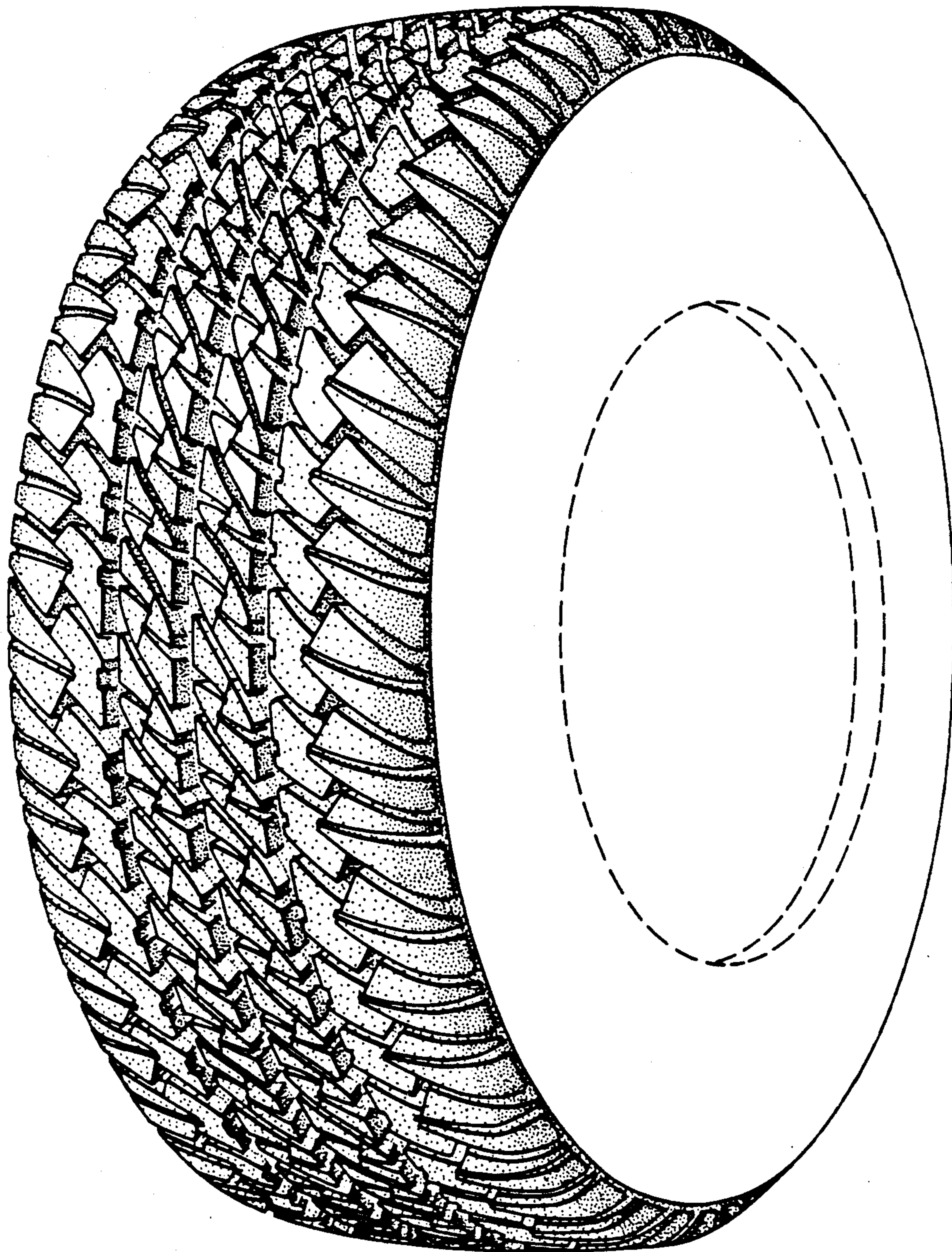


FIG. 1




FIG. 2




FIG. 3

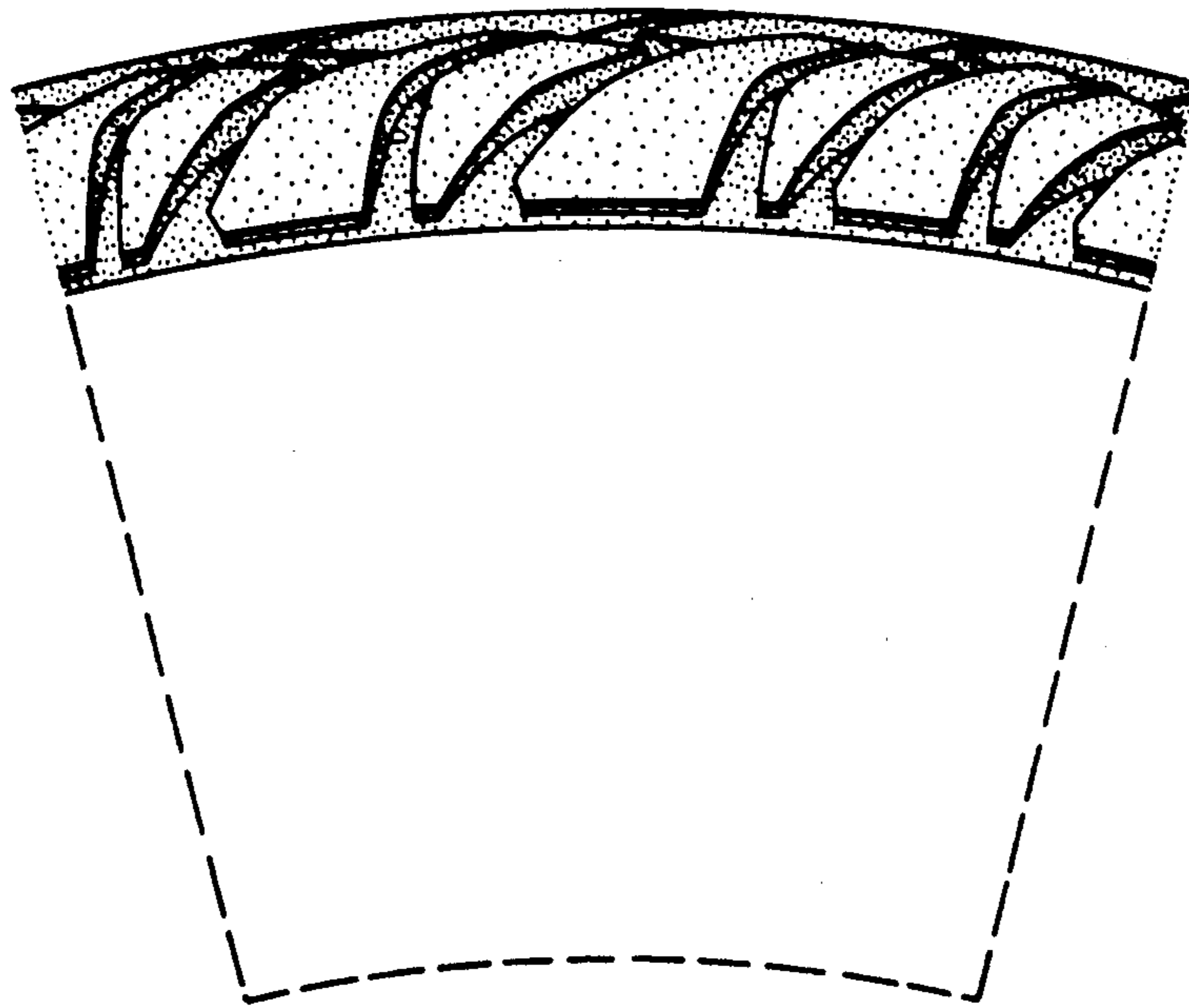


FIG. 4