

[54] CLOCK

[75] Inventor: Masumi Mukoyama, Tokyo, Japan

[73] Assignee: Seikosha Co., Ltd., Japan

[\*\*] Term: 14 Years

[21] Appl. No.: 51,676

[22] Filed: May 18, 1987

[30] Foreign Application Priority Data

Nov. 18, 1986 [JP] Japan ..... 61-45510

[52] U.S. Cl. .... D10/24

[58] Field of Search ..... D10/1, 21-27,  
D10/30, 37, 39; 368/62, 76, 180-183, 223, 228,  
232, 276-277, 280-282, 285

[56] References Cited

U.S. PATENT DOCUMENTS

- D. 81,927 9/1930 Graff ..... D10/27
- D. 163,566 6/1951 Bruce ..... D10/26
- D. 174,615 5/1955 Bruce ..... D10/26
- D. 212,338 10/1968 Daher ..... D10/25

OTHER PUBLICATIONS

*European Jeweler*, 6/1982, p. 47, clocks at bottom left.  
*Jewelers' Circular-Keystone*, 7/1986, p. 6, clock at bottom left.

*Jewelers' Circular-Keystone*, 8/1985, p. 163, clocks at top.

Primary Examiner—Nelson C. Holtje  
Assistant Examiner—Gary D. Watson  
Attorney, Agent, or Firm—Bruce L. Adams; Van C. Wilks

[57] CLAIM

The ornamental design for a clock, as shown and described.

DESCRIPTION

FIG. 1 is a front elevational view of a clock showing my new design;

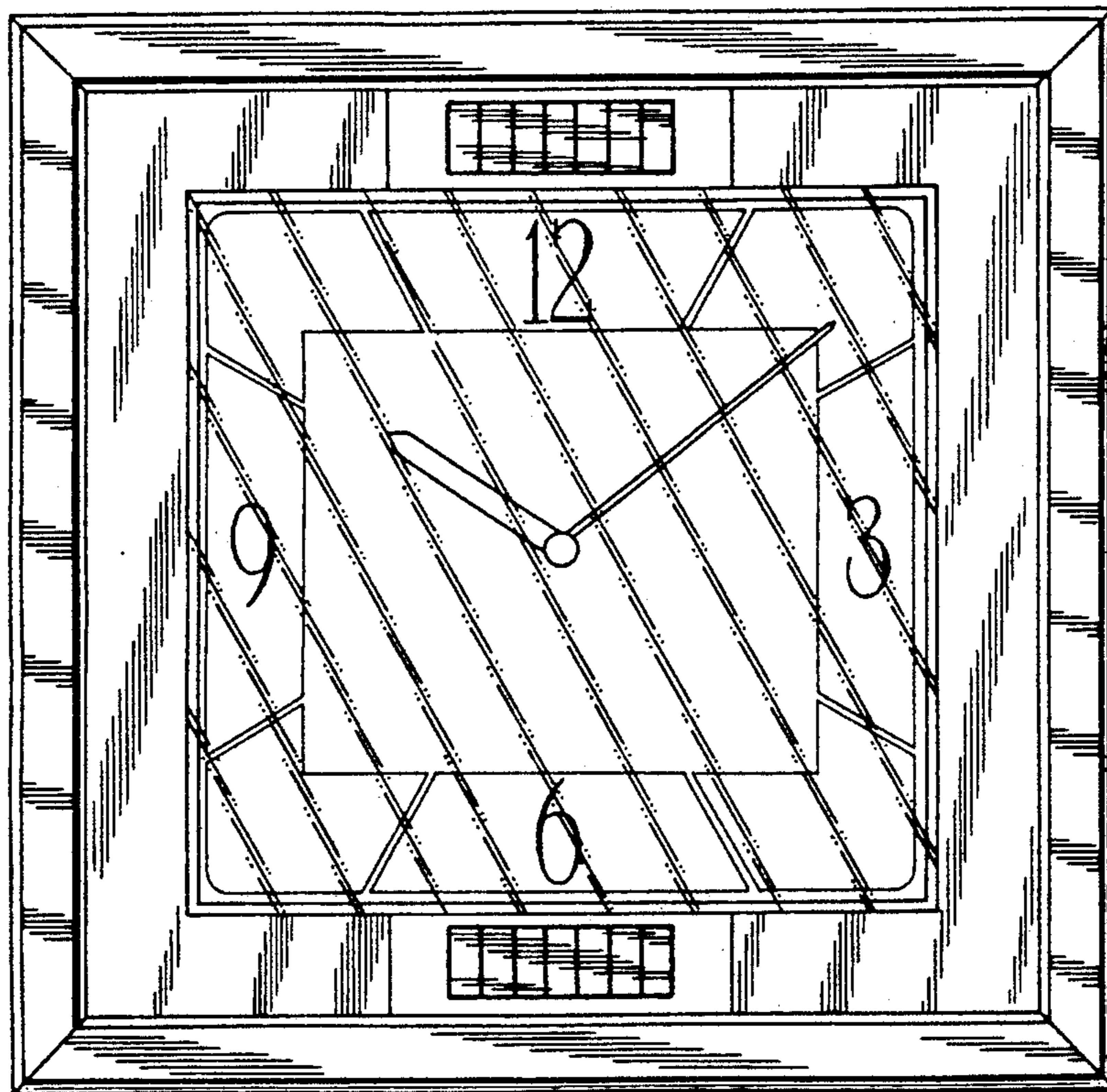
FIG. 2 is a rear elevational view thereof;

FIG. 3 is a right side elevational view thereof, the left side being the same in appearance as the right side;

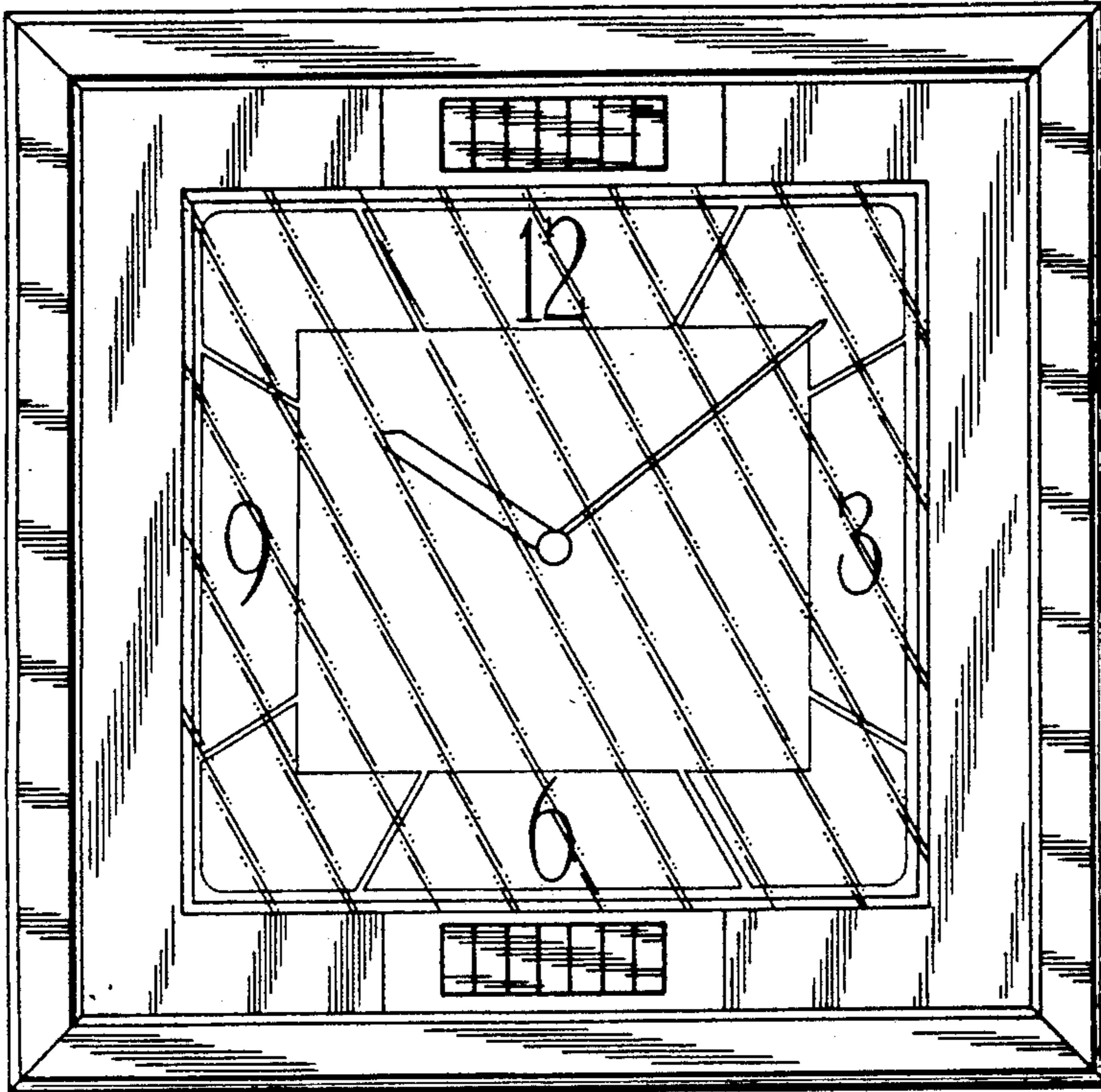
FIG. 4 is a top plan view thereof, the bottom being the same in appearance as the top;

FIG. 5 is a bottom and right front perspective view thereof; and


FIG. 6 is a bottom and left rear perspective view thereof.




*FIG. 1*



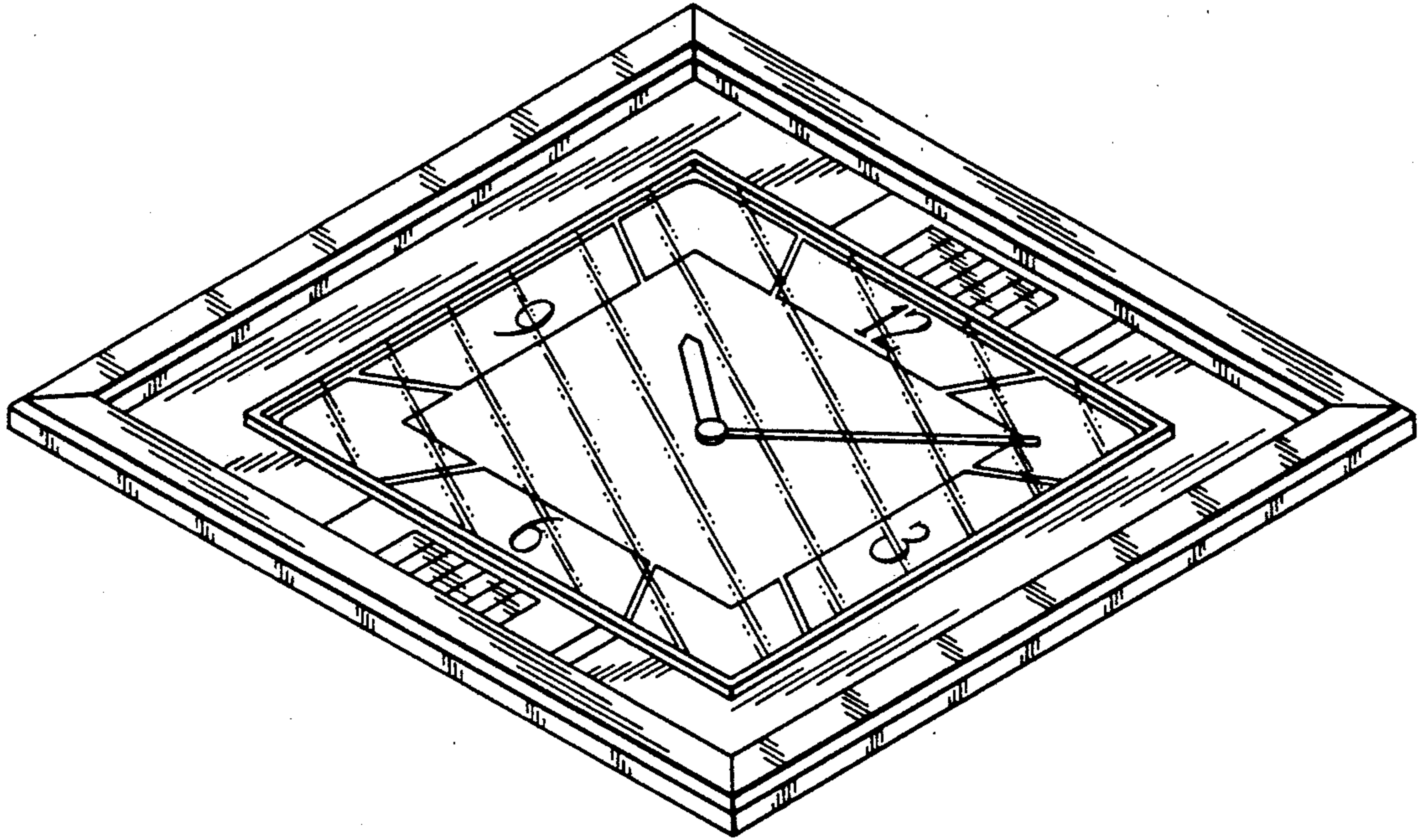
*FIG. 3*



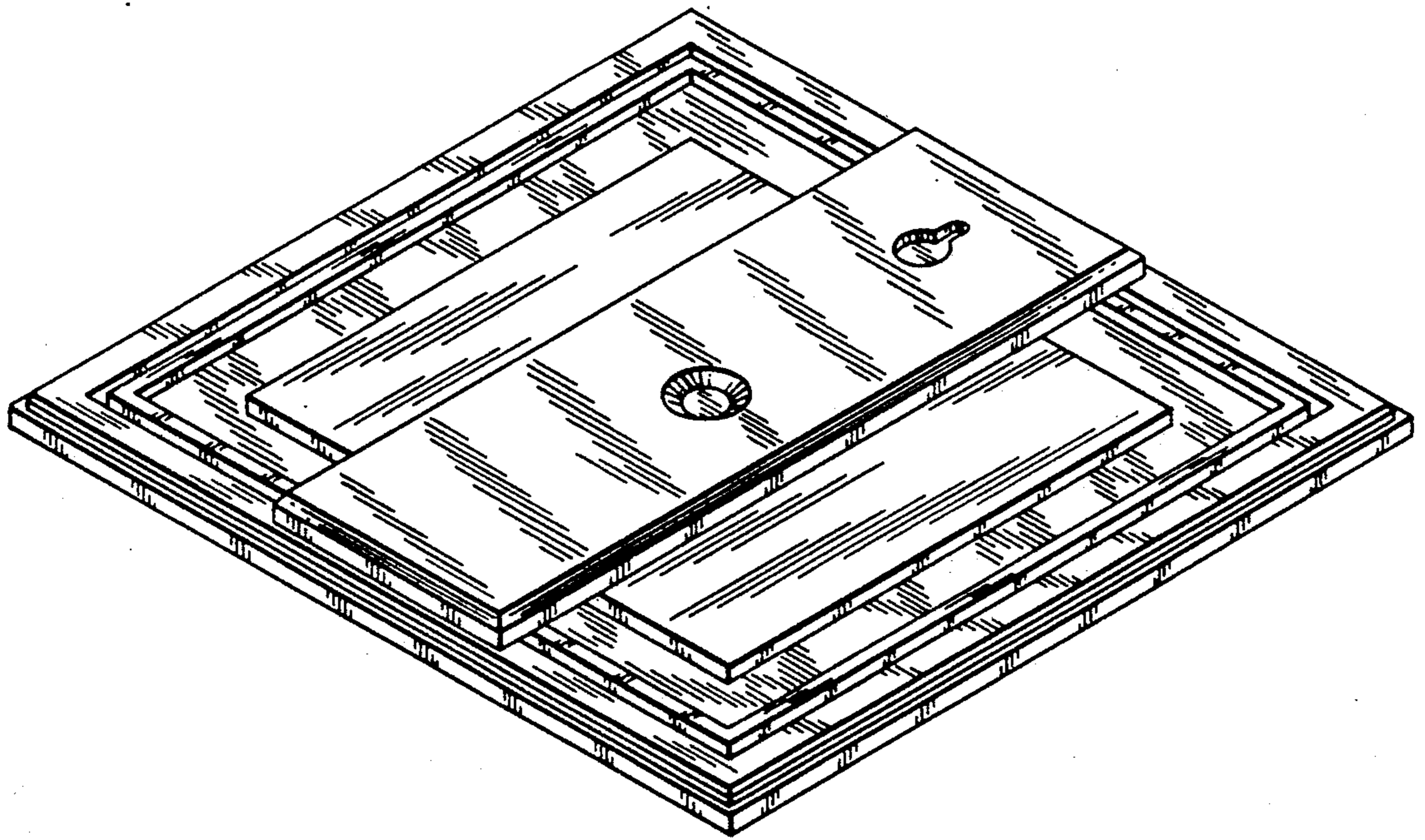
*FIG. 2*



*FIG. 4*



**FIG. 5**



**FIG. 6**