

[54] TOOL FOR USE PRIMARILY BY THE ELDERLY IN PERFORMING MANUAL OPERATIONS

2,329,061 9/1943 Kopczynski D8/21
4,210,035 7/1980 White 81/15.9

[76] Inventors: Paul E. Ryan, 4 Vickers Avenue, Strathmore Heights, 3041, Victoria; Austin T. Ryan, 19 Hewitt Street, Warracknabeal, 3393, Victoria, both of Australia

[**] Term: 14 Years

[21] Appl. No.: 153,644

[22] Filed: Feb. 8, 1988

[52] U.S. Cl. D8/14

[58] Field of Search D8/5, 10, 14, 21, 71, D8/105, 80, 16, 89, 9, 111, 107; 108/161; D7/696; D30/162; 7/158; 81/2.55; 449/61

[56] References Cited

U.S. PATENT DOCUMENTS

D. 31,141	7/1899	Lannon	D8/21
D. 218,139	7/1970	Anthran	D8/16
D. 275,446	9/1984	McSwain	D8/89
D. 282,344	1/1986	Wilcox	D8/16
D. 296,656	7/1988	Johnson	D8/16 X

OTHER PUBLICATIONS

P. K. Neuses, Inc., Cable Tools, Cable Sheath Slitter-No. N-62267.

Primary Examiner—Bruce W. Dunkins
Assistant Examiner—M. Hannon
Attorney, Agent, or Firm—Eckert Seamans Cherin & Mellott

[57] CLAIM

The ornamental design for a tool for use primarily by the elderly in performing manual operations, substantially as shown.

DESCRIPTION

FIG. 1 is a perspective view from above and in front; FIG. 2 is a perspective view from below and behind; FIG. 3 is a plan view; FIG. 4 is an underneath view; FIG. 5 is a side elevation view; FIG. 6 is a central longitudinal cross-section; and FIGS. 7-13 are cross-section on the respective lines indicated in FIG. 3.



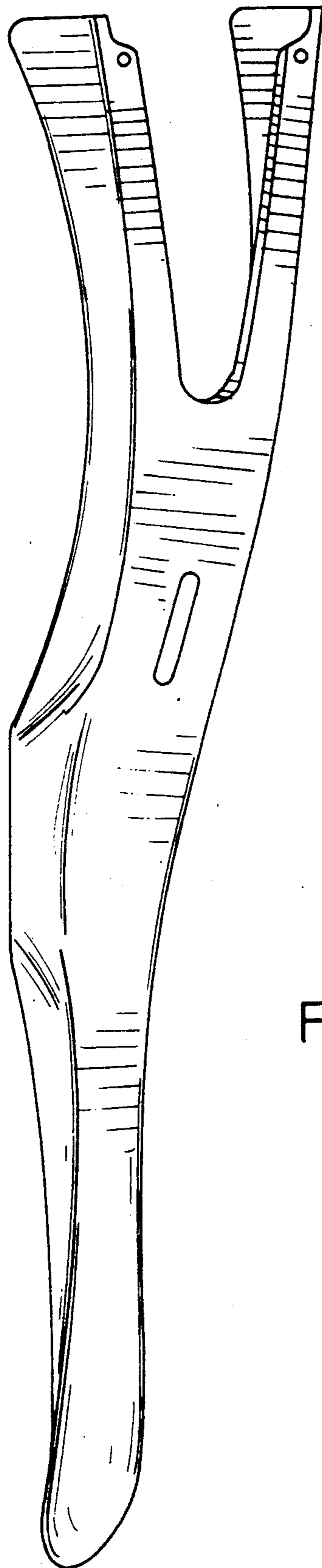


FIG. 1

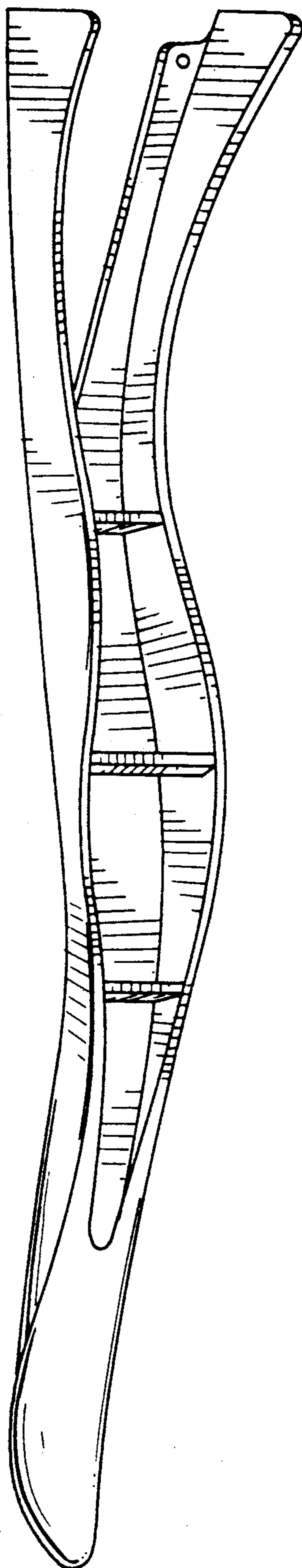


FIG. 2

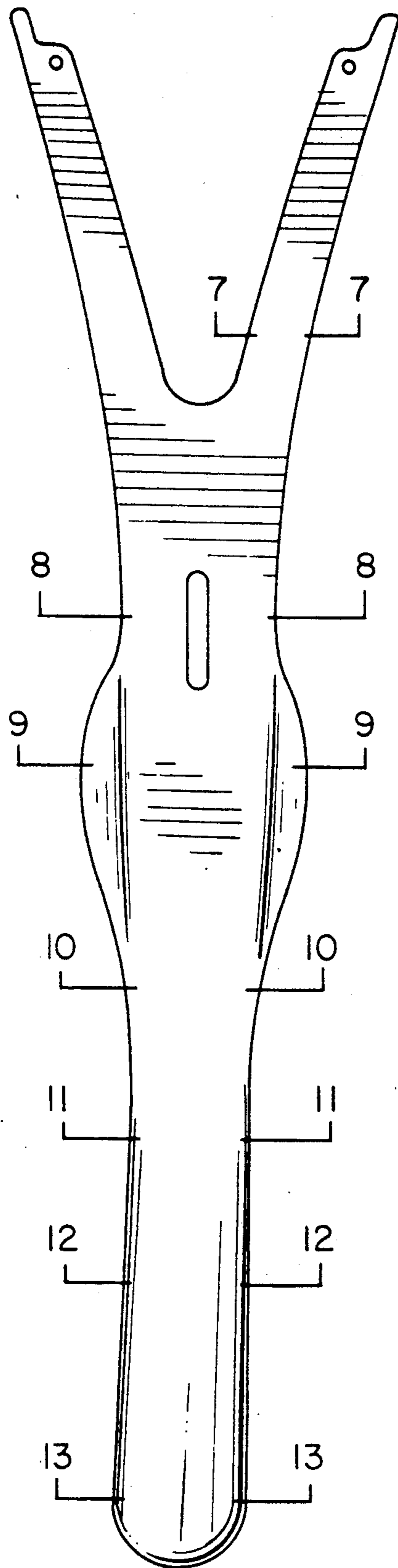


FIG. 3

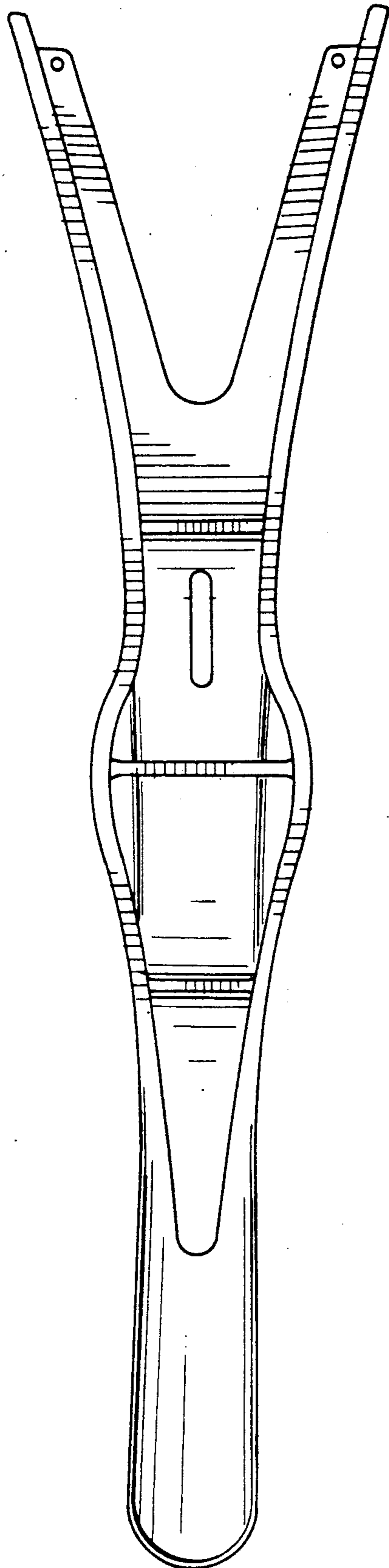


FIG. 4

FIG. 6

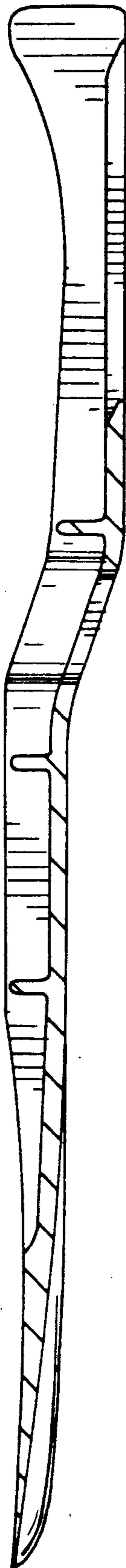


FIG. 5






FIG. 7

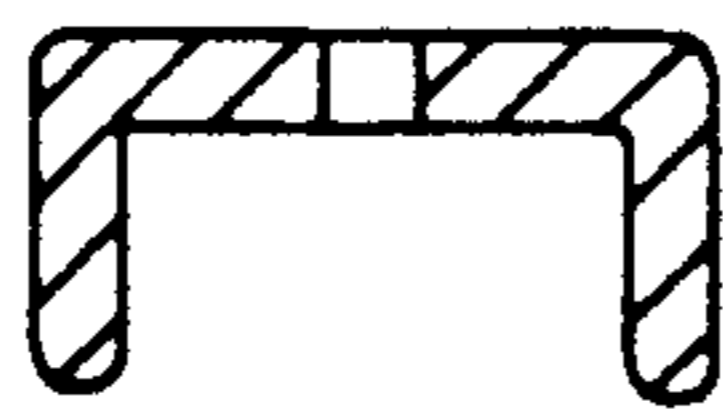


FIG. 8

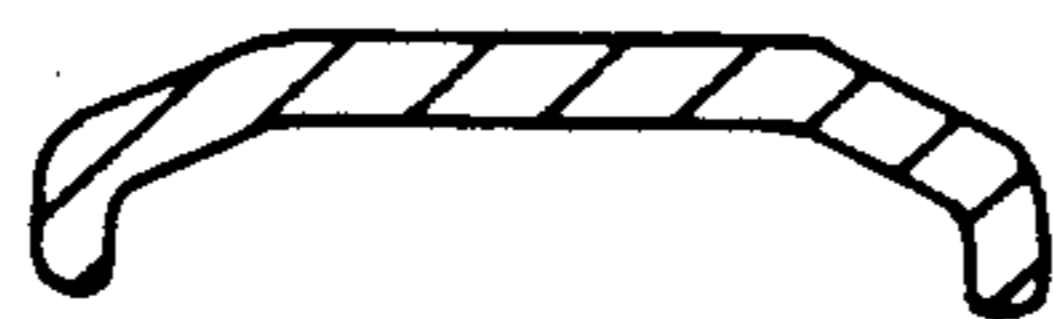


FIG. 9

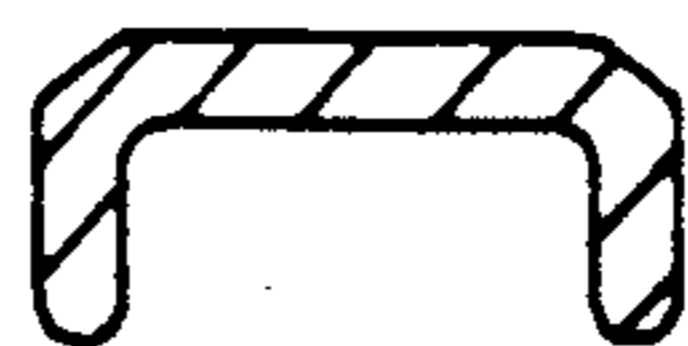


FIG. 10




FIG. 11



FIG. 12



FIG. 13