

- [54] KNIFE WITH FOLDING GUTTING HOOK
- [75] Inventor: Robert W. Loveless, Riverside, Calif.
- [73] Assignee: Beretta U.S.A. Corp., Accokeek, Md.
- [**] Term: 14 Years
- [21] Appl. No.: 328,149
- [22] Filed: Mar. 24, 1989
- [52] U.S. Cl. D7/693; D7/644;
D7/649; D8/99; D22/118
- [58] Field of Search D7/649-652,
D7/696, 693-695, 643, 644; D8/98, 101, 99;
D22/118, 149

[56] References Cited

U.S. PATENT DOCUMENTS

D. 3,752	11/1869	Seaver	D8/99
D. 173,117	9/1954	Lamb	D7/649
D. 175,363	8/1955	Polincovsky	D8/99
D. 277,452	2/1985	Ulvtorp	D8/99

OTHER PUBLICATIONS

Orvis 1974 Christmas Catalog, ©1974, p. 91, Bird Hunter's Knife with Gutting Hook-top left.

Foodservice Equipment Specialist/1983 Buyers Guide, p. 91, Chicago Cutlery, top knife.
Guns & Ammo/Aug. 1979, p. 14, Schrade "Little Finger" knife at top right.

Primary Examiner—Winifred E. Herrmann
Attorney, Agent, or Firm—Foley & Lardner

[57] CLAIM

The ornamental design for a knife with folding gutting hook, as shown and described.

DESCRIPTION

FIG. 1 is a top and left side perspective view of a knife with folding gutting hook showing my new design with the gutting hook extended;

FIG. 2 is a right side elevational view thereof with the gutting hook retracted;

FIG. 3 is a left side elevational view thereof with the gutting hook extended;

FIG. 4 is a top plan view thereof;

FIG. 5 is a bottom plan view thereof with the gutting hook retracted;

FIG. 6 is a front elevational view thereof with the gutting hook retracted; and

FIG. 7 is a rear elevational view thereof with the gutting hook extended.




FIG. 1

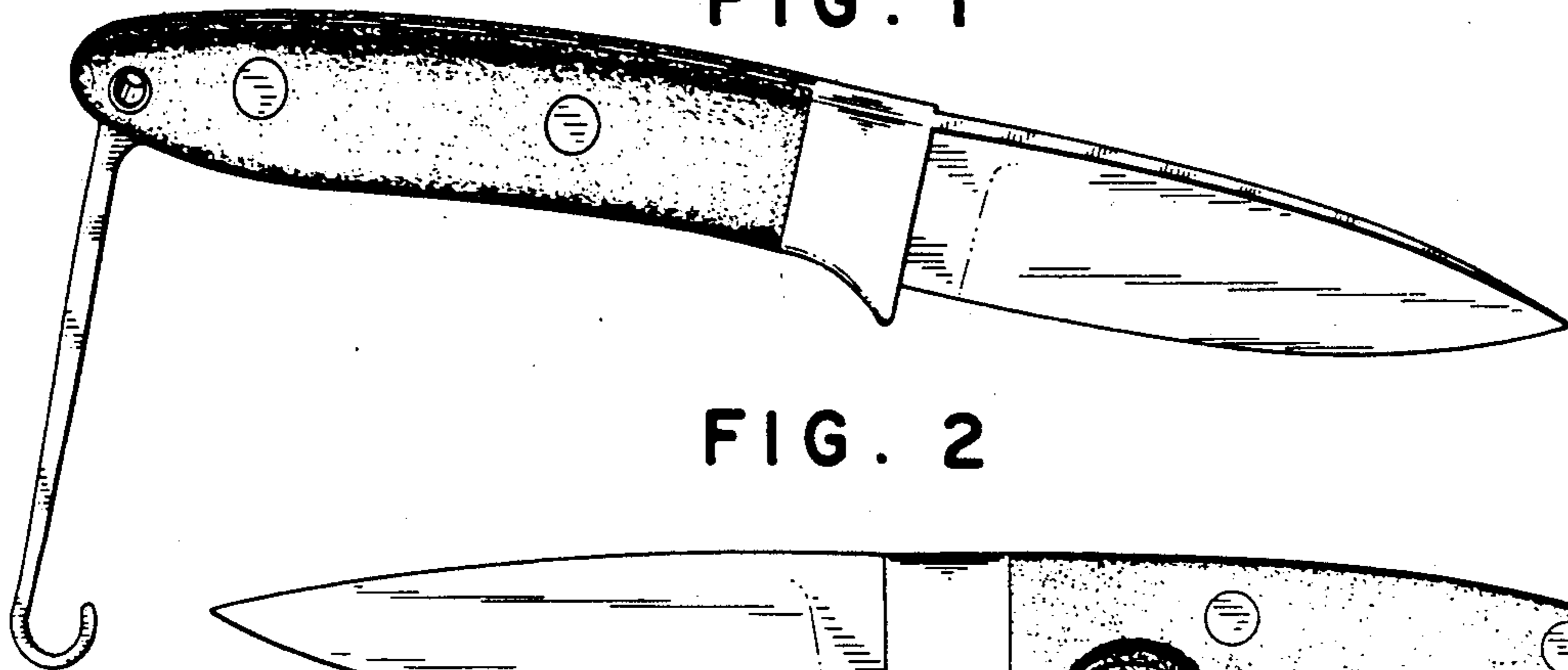


FIG. 2




FIG. 3

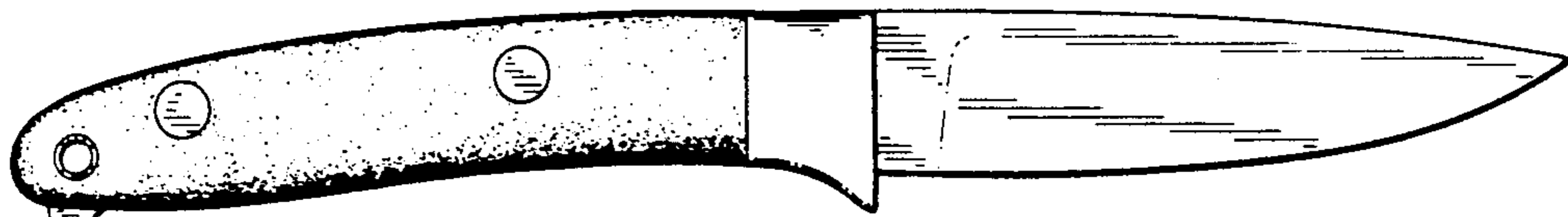


FIG. 4

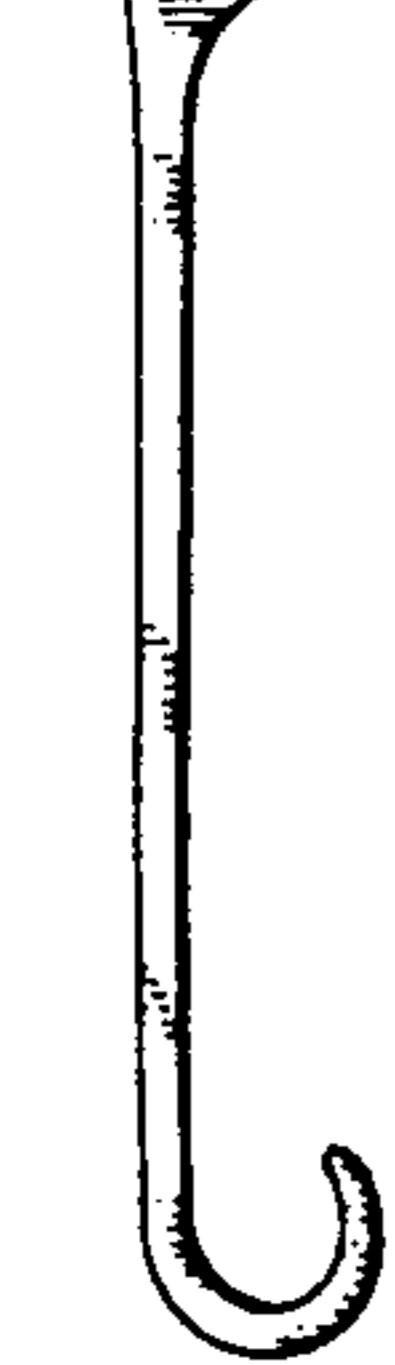


FIG. 5



FIG. 6



FIG. 7

