

[54] COFFEE FILTER

[76] Inventors: Thomas W. Gavin, 3695 Orchard Rd.; Michael T. Gavin, 1713 Lehigh Rd., both of Wantagh, N.Y. 11793; Christopher C. Gavin, 259 West End Ave., Massapequa, N.Y. 11758; Brian J. Gavin, 153 Kinsella Ave., Massapequa Park, N.Y. 11762

[\*\*] Term: 14 Years

[21] Appl. No.: 317,331

[22] Filed: Mar. 1, 1989

[52] U.S. Cl. .... D7/667; D7/400

[58] Field of Search ..... D7/400, 667, 624, 625, D7/552, 568, 569, 561, 565; D1/102-105; 210/493.1, 493.3, 497.2; D23/209

[56] References Cited

U.S. PATENT DOCUMENTS

- D. 221,465 8/1971 Sera ..... D7/565
- D. 252,845 9/1979 Gavin ..... D7/400 X
- D. 274,115 6/1984 Gavin et al. .... D7/400

- 1,074,008 9/1913 Nagel ..... 210/497.2
- 2,234,397 3/1941 Bentz ..... D7/400 X
- 2,693,883 11/1954 Schlumbohm ..... 210/203
- 3,252,403 5/1966 Polizzi ..... 99/312
- 3,276,655 10/1966 Manheim ..... 229/1.5
- 3,833,125 9/1974 Schwartz ..... 210/477
- 4,075,107 2/1978 Smith ..... 210/493.1

Primary Examiner—Winifred E. Herrmann  
Attorney, Agent, or Firm—Dennison, Meserole, Pollack & Scheiner

[57] CLAIM

The ornamental design for a coffee filter, as shown and described.

DESCRIPTION

FIG. 1 is a top perspective view of a coffee filter showing our new design;  
FIG. 2 is a top plan view thereof;  
FIG. 3 is a side elevational view thereof, the opposite side being a duplicate;  
FIG. 4 is an end elevational view thereof, the opposite end being a duplicate; and  
FIG. 5 is a bottom plan view thereof.


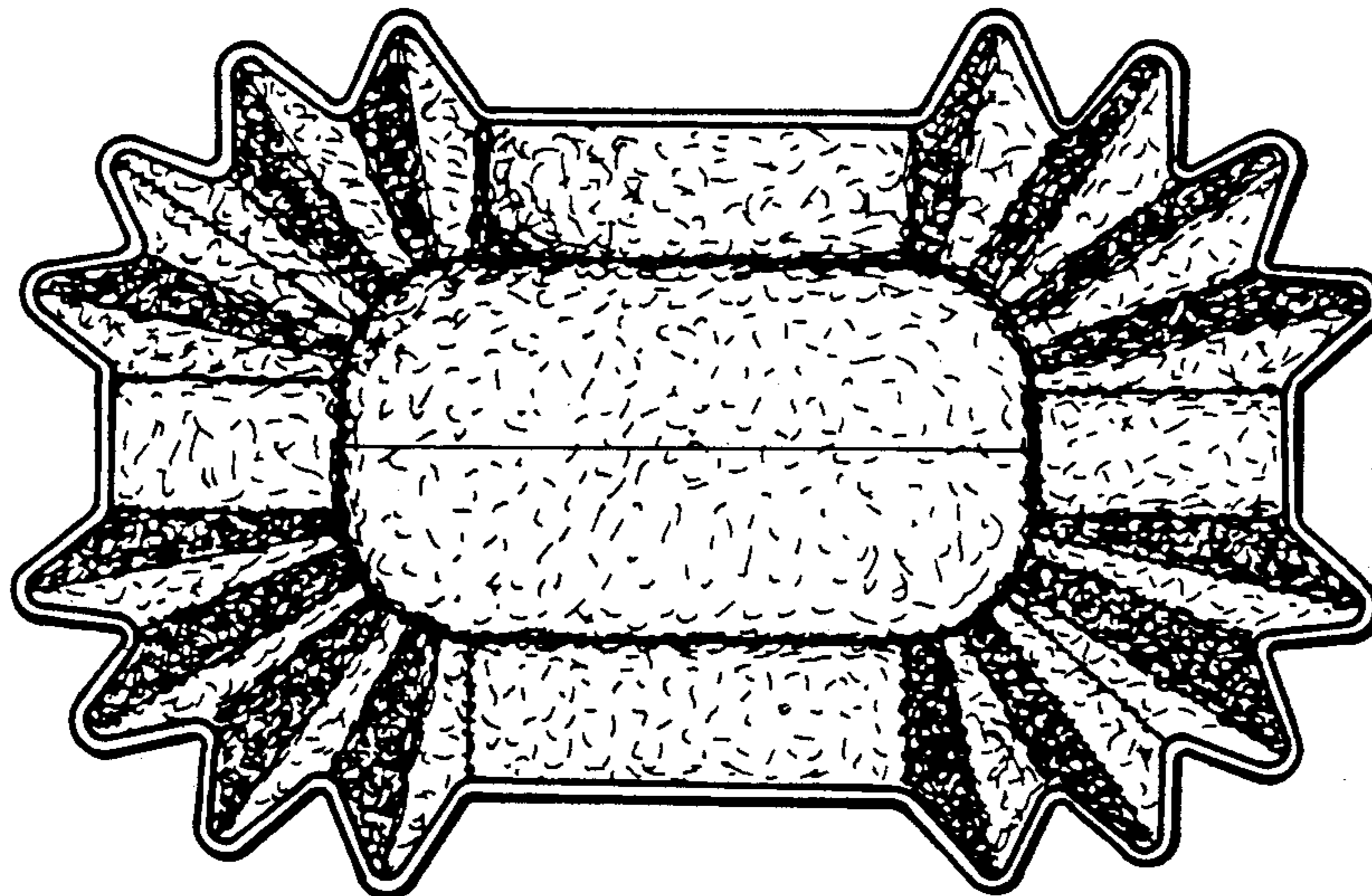


FIG. 1

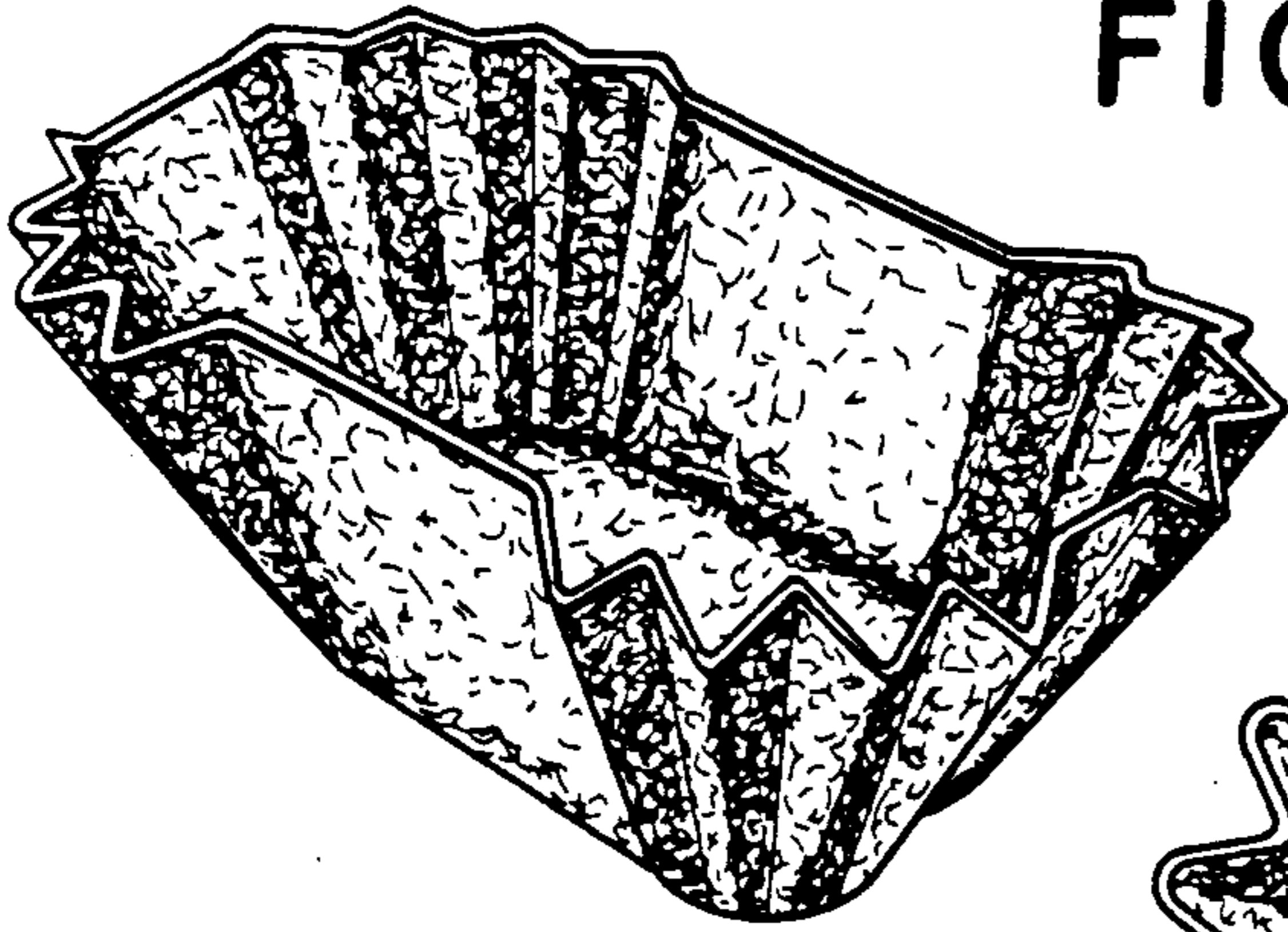


FIG. 2


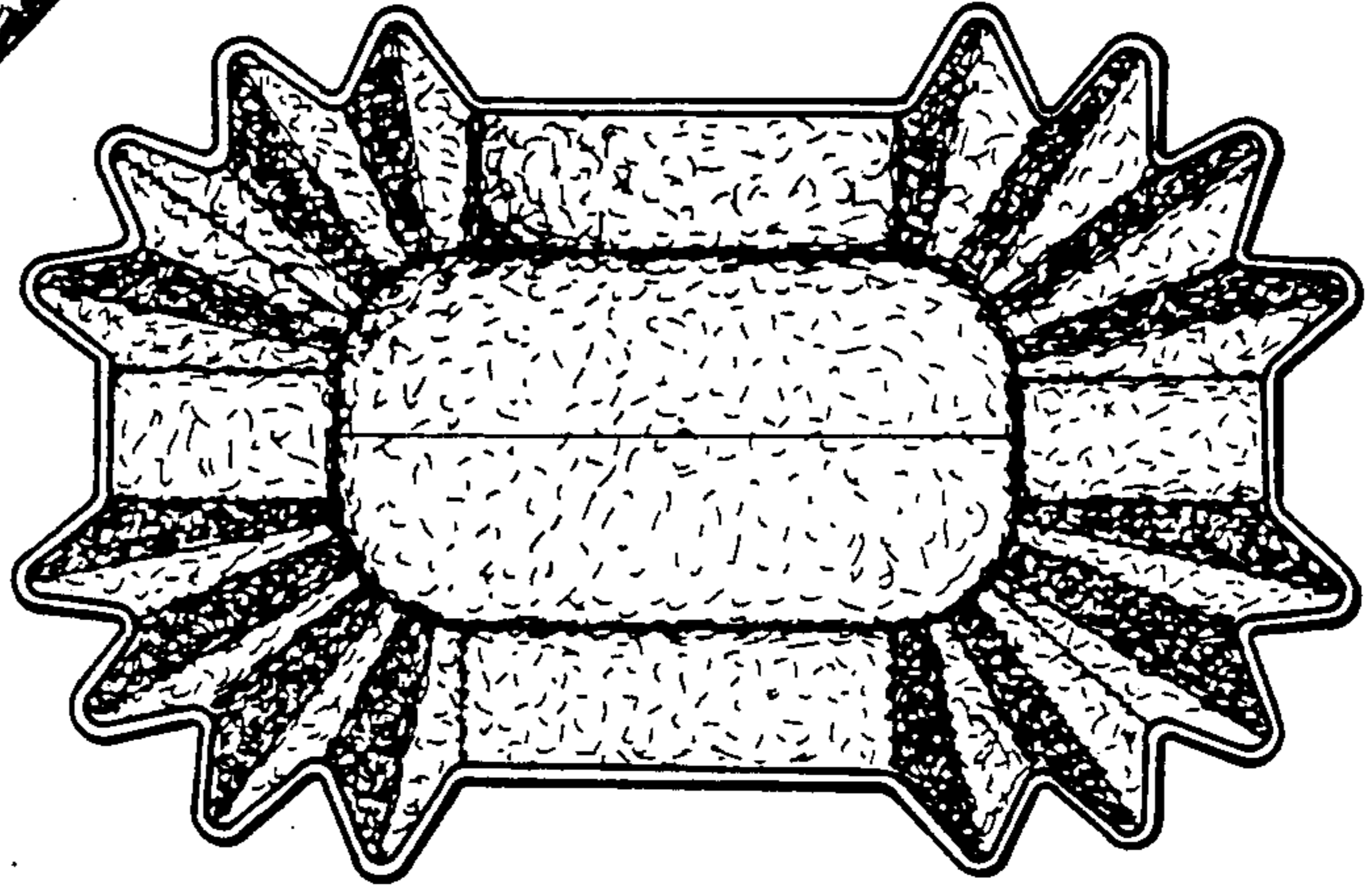


FIG. 4




FIG. 3

FIG. 5

