


[54] **UMBRELLA HANDLE**
 [75] **Inventor: Ann S. Cain, Cincinnati, Ohio**
 [73] **Assignee: 'totes', incorporated, Loveland, Ohio**
 [**] **Term: 14 Years**
 [21] **Appl. No.: 653,797**
 [22] **Filed: Feb. 1, 1991**
 [52] **U.S. Cl. D3/12**
 [58] **Field of Search D3/1-17;**
 135/16, 17, 19.5, 20 R, 20 A, 20 M, 24, 25 R, 33
 R, 33 C, 34, 65, 66, 72, 74, 76-81, DIG. 10,
 DIG. 11; D26/38; 362/102

[56] **References Cited**
U.S. PATENT DOCUMENTS
 D. 20,001 7/1890 Schmidt D3/14
 D. 96,052 6/1935 Osterman D3/13
 D. 190,615 6/1961 Davis D3/17
 D. 221,502 8/1971 Weber D3/12
 D. 232,598 8/1974 Weber D3/12
 D. 248,510 7/1978 Divito D3/12
 D. 290,547 6/1987 Cain D3/12
 D. 291,260 8/1987 Cain D3/12
 D. 291,261 8/1987 Cain D3/12
 4,930,533 6/1990 Allen D3/12 X

Primary Examiner—Louis S. Zarfes
Attorney, Agent, or Firm—Wood, Herron & Evans

[57] **CLAIM**
 The ornamental design for an umbrella handle, as shown and described.

DESCRIPTION
 FIG. 1 is a front elevational view of an umbrella handle showing my new design;
 FIG. 2 is a right side elevational view of the handle shown in FIG. 1, the left side view being a mirror image thereof;
 FIG. 3 is a rear elevational view of the handle shown in FIG. 1;
 FIG. 4 is a bottom plan view of the handle shown in FIG. 1;
 FIG. 5 is a top plan view of the handle shown in FIG. 1;
 FIG. 6 is a front elevational view of an umbrella handle showing a modified form of my new design without a wrist strap;
 FIG. 7 is a right side elevational view of the handle shown in FIG. 6, the left side being a mirror image thereof;
 FIG. 8 is a rear elevational view of the handle shown in FIG. 6;
 FIG. 9 is a bottom plan view of the handle shown in FIG. 6; and
 FIG. 10 is a top plan view of the handle shown in FIG. 6.



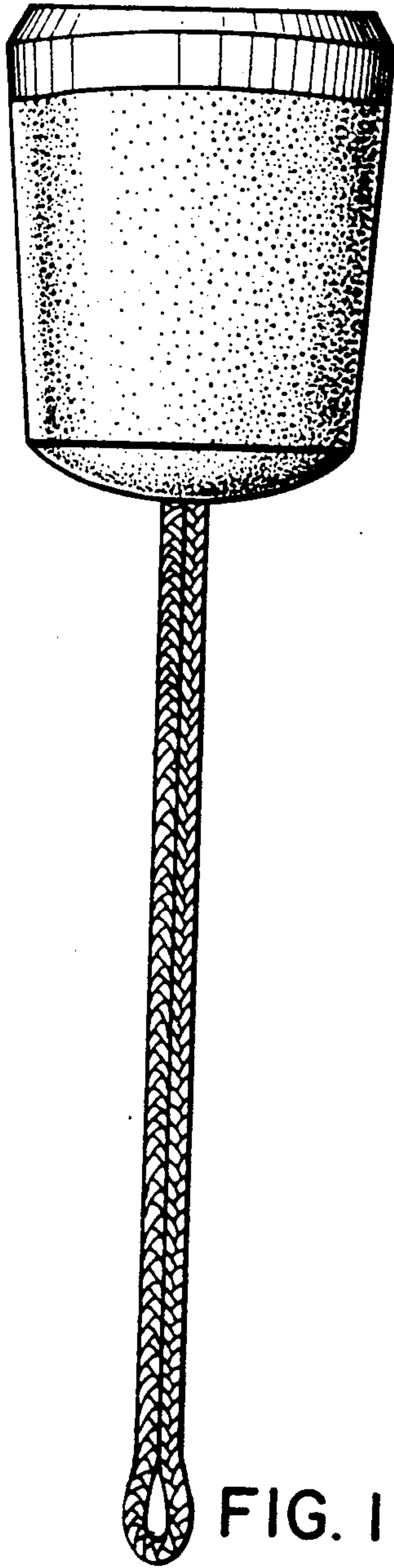


FIG. 1




FIG. 2

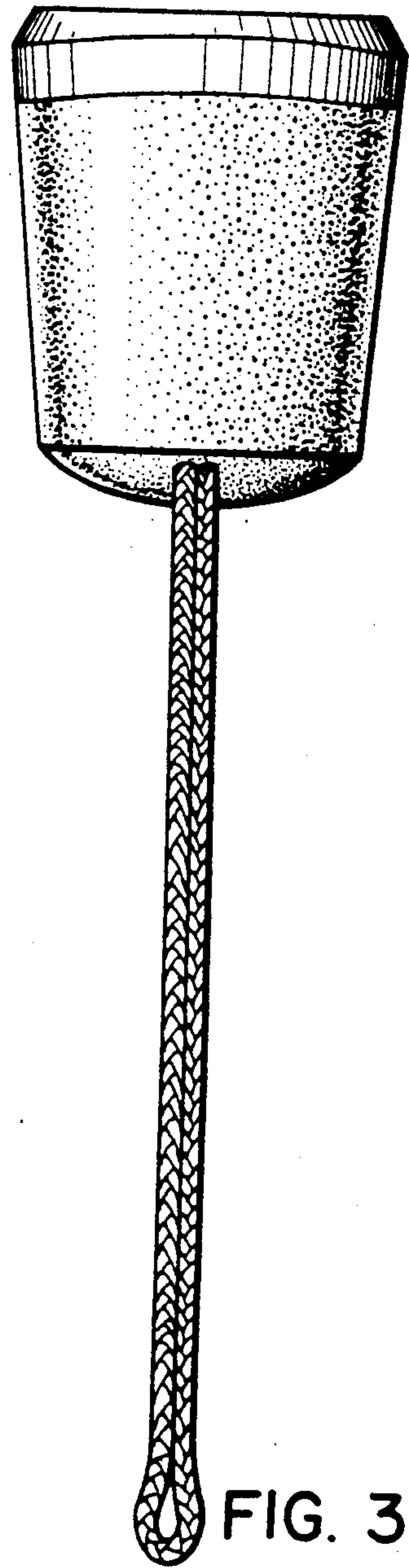


FIG. 3

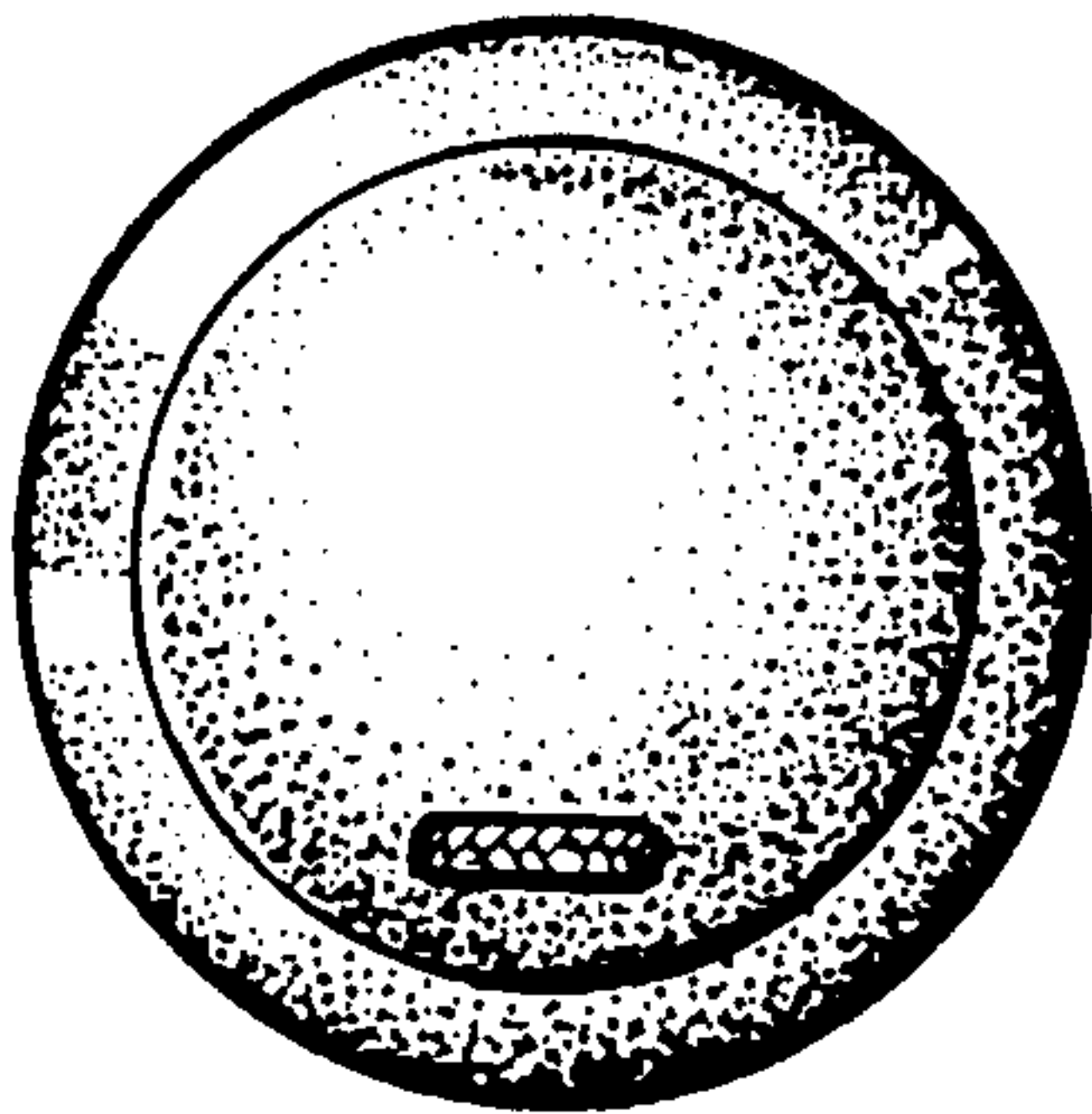


FIG. 4

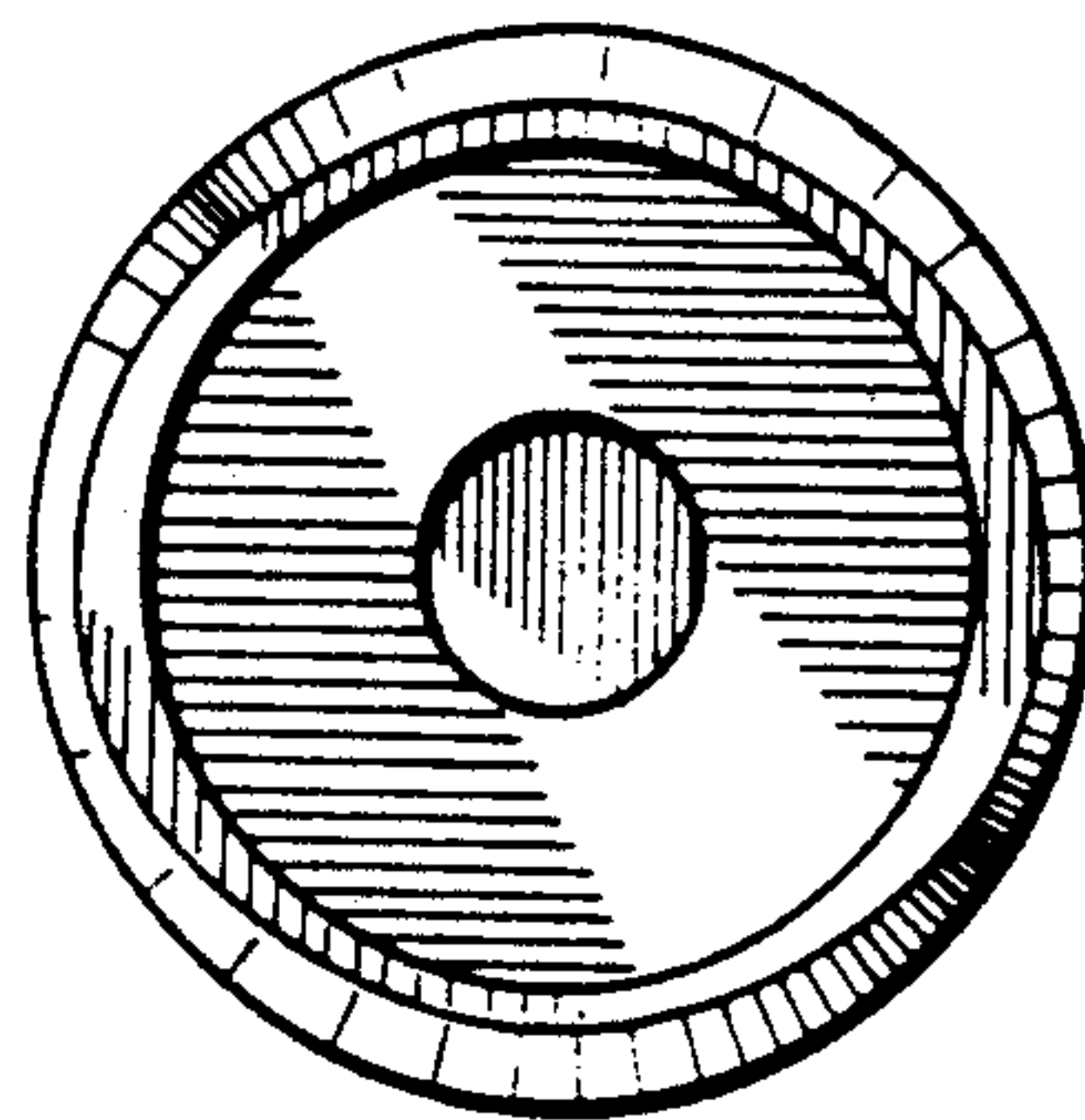


FIG. 5




FIG. 6

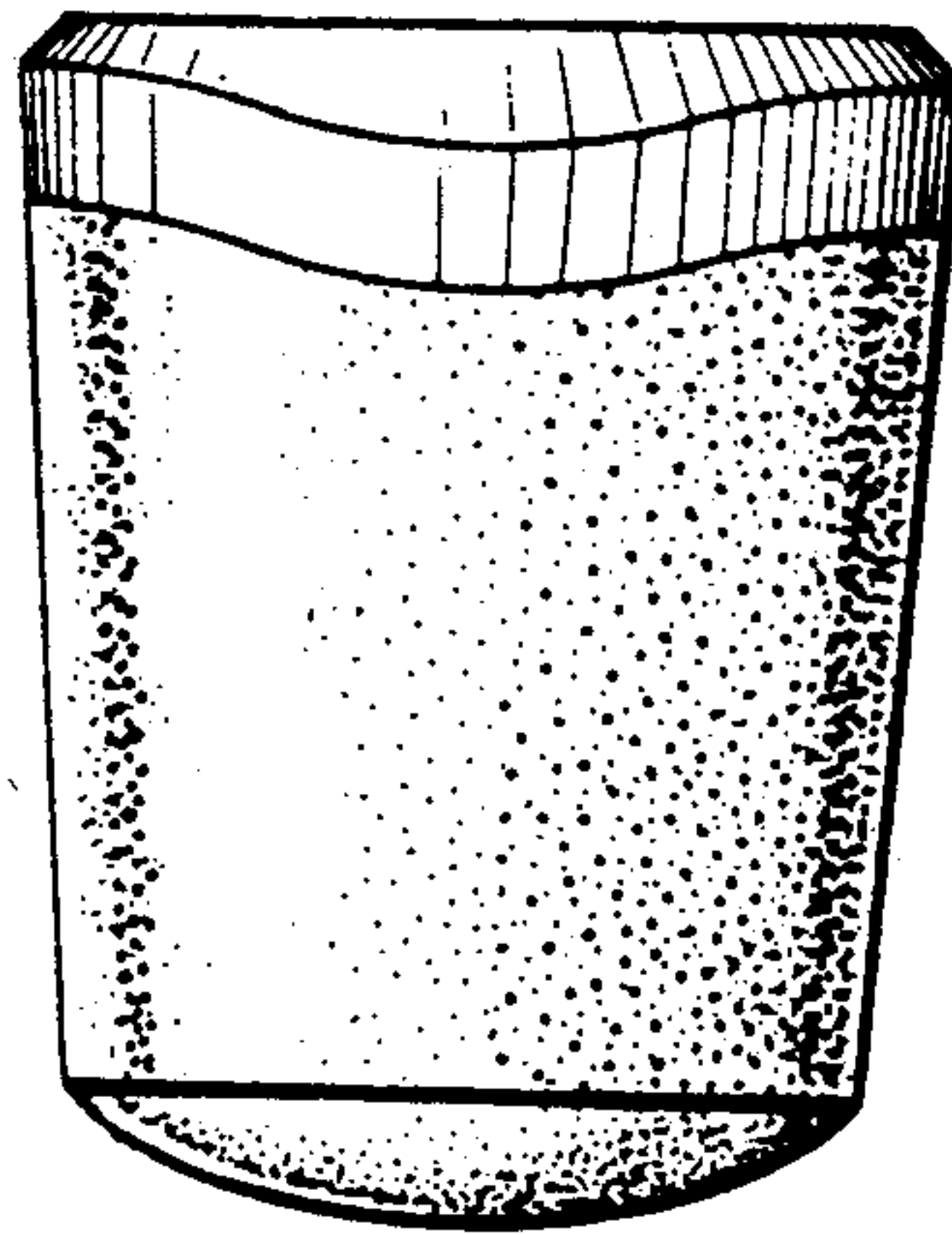


FIG. 7




FIG. 8

FIG. 9

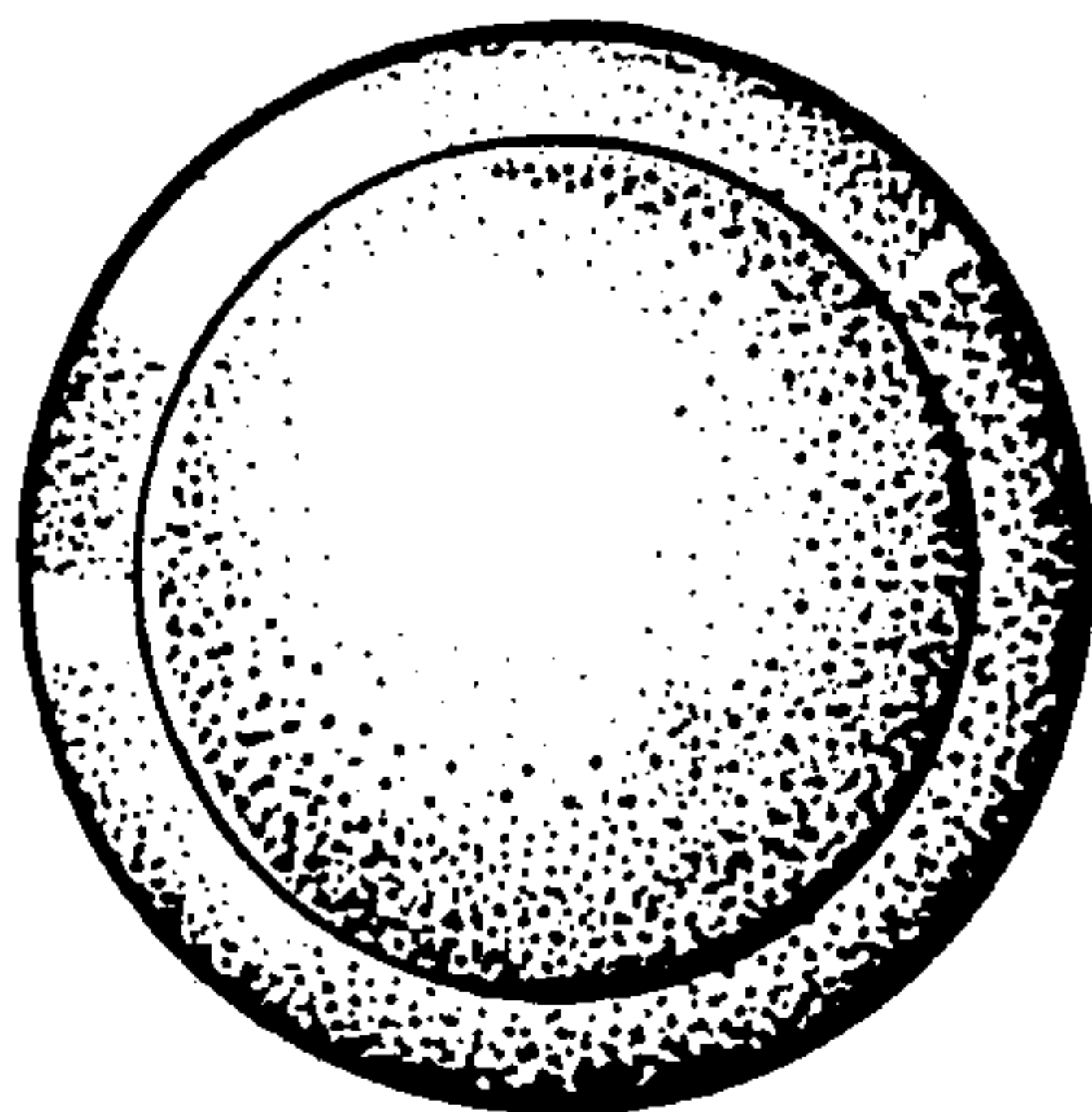


FIG. 10

