

[54] TREAD SURFACE AND PERIPHERY OF A FOOTWEAR UNIT SOLE

D. 301,181 5/1989 Brill D2/320
4,893,420 1/1990 Bezin et al. 36/132 X

[75] Inventor: Arnold S. Austin, East Brookfield, Mass.

[73] Assignee: Quabaug Corporation, North Brookfield, Mass.

[**] Term: 14 Years

[21] Appl. No.: 237,556

[22] Filed: Aug. 29, 1988

OTHER PUBLICATIONS

Boot & Shoe Repair, 10/1963, p. 181—ripple sole at right center.

Primary Examiner—Louis S. Zarfes
Attorney, Agent, or Firm—Samuels, Gauthier & Stevens

[57] CLAIM

The ornamental design for tread surface and periphery of a footwear unit sole, as shown and described.

DESCRIPTION

FIG. 1 is a bottom plan view of a tread surface and periphery of a footwear unit sole showing my new design;

FIG. 2 is a right side elevational view;

FIG. 3 is a left side elevational view;

FIG. 4 is a front edge elevational view;

FIG. 5 is a rear edge elevational view; and

FIG. 6 is a fragmentary cross-sectional view taken along line 6—6 in FIG. 1;

FIG. 7 is a fragmentary cross-sectional view taken along line 7—7 in FIG. 1.

Related U.S. Application Data

[63] Continuation-in-part of Ser. No. 226,977, Aug. 1, 1988.

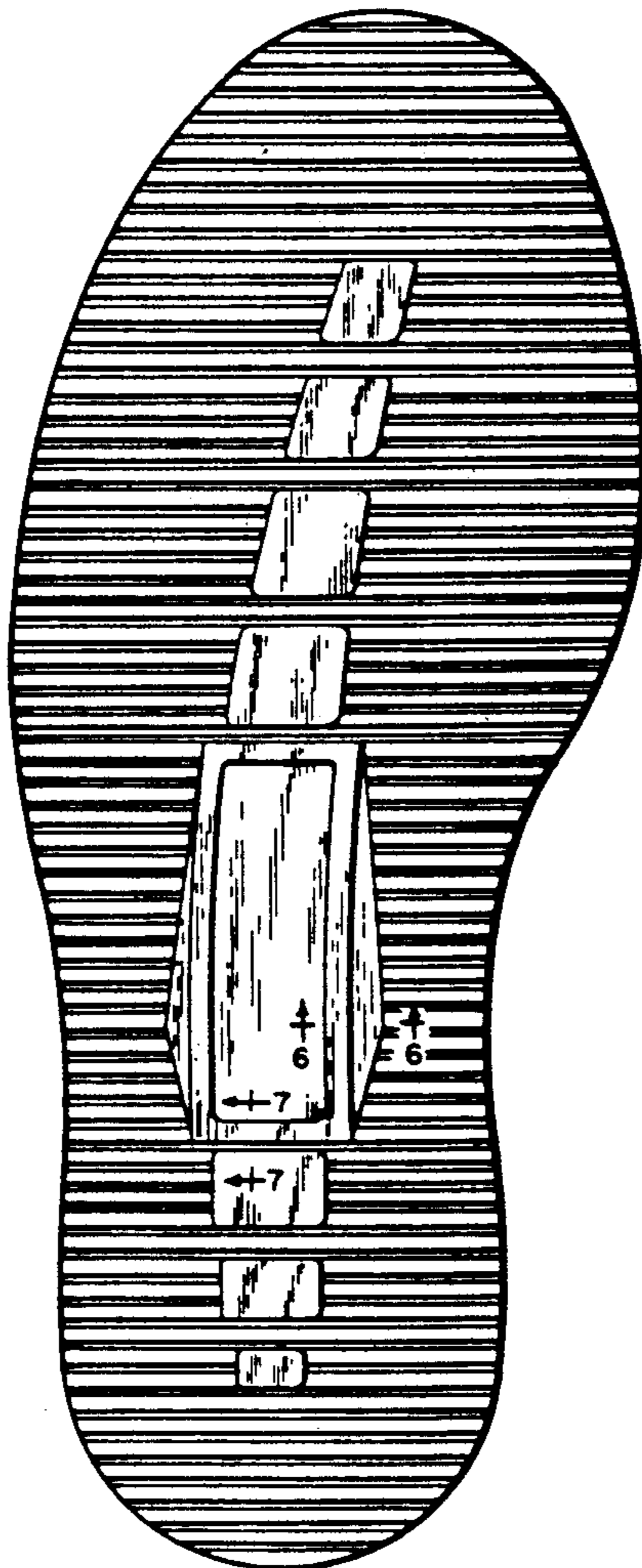
[52] U.S. Cl. D2/320

[58] Field of Search D2/264, 265, 274, 308-314,
D2/317-322; 36/25 R, 28, 29, 32 R, 59 R, 59 C,
102-106, 112-116, 132, 136

[56] References Cited

U.S. PATENT DOCUMENTS

D. 244,967 7/1977 Famolare, Jr. D2/320
D. 268,543 4/1983 Bretschneider D2/320






FIG. 4

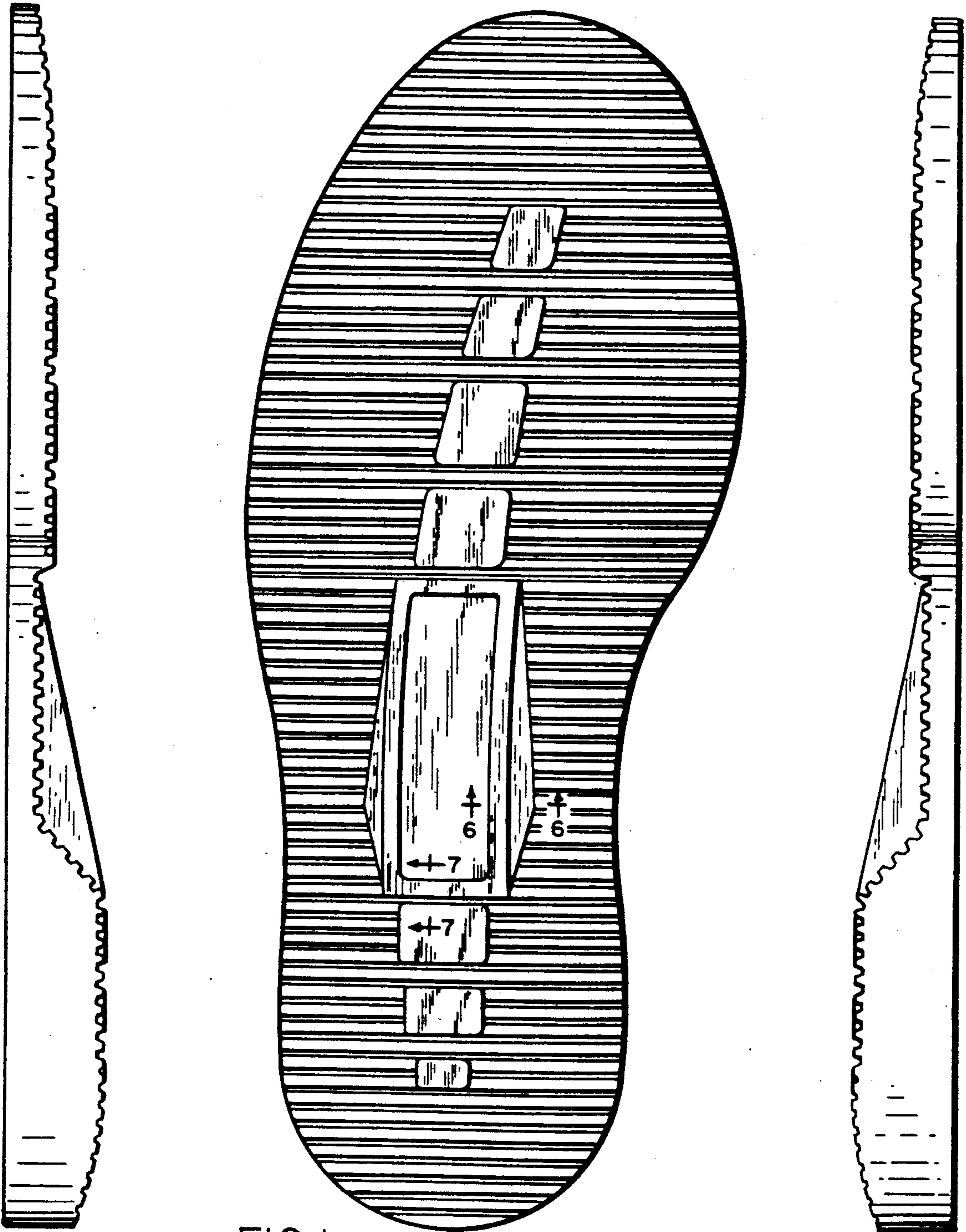


FIG. 1

FIG. 2

FIG. 3




FIG. 5




FIG. 6



FIG. 7