

[54] SPRAYING WAND

[76] Inventor: Cheng-Hsien Tsai, No. 103, Ta Ming Rd., Tan Tzu Hsing, Taichung Hsien, Taiwan

[\*\*] Term: 14 Years

[21] Appl. No.: 452,323

[22] Filed: Dec. 19, 1989

[52] U.S. Cl. .... D23/226

[58] Field of Search ..... D23/213, 223-229; 239/301, 332, 373, 394, 414-415, 525-528, 432, 554, 556, 493-499

[56] References Cited

U.S. PATENT DOCUMENTS

- D. 257,537 11/1980 Chow et al. .... D23/226
- D. 282,959 3/1986 Powell ..... D23/226
- D. 288,838 3/1987 Hengesbach ..... D23/213

- D. 294,965 3/1988 Garrard et al. .... D23/226
- 3,907,207 9/1975 O'Brien ..... 239/528 X

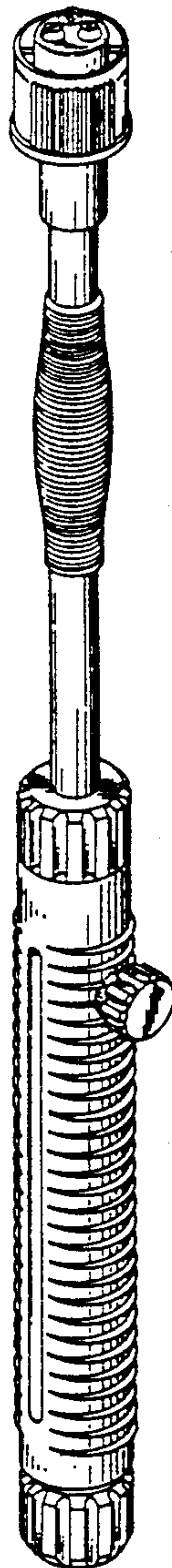
Primary Examiner—Susan J. Lucas  
Assistant Examiner—M. H. Tung  
Attorney, Agent, or Firm—Fleit, Jacobson, Cohn, Price, Holman & Stern

[57] CLAIM

The ornamental design for a spray wand, as shown and described.

DESCRIPTION

FIG. 1 is a top perspective view of a spray wand showing my new design;  
FIG. 2 is a front elevational view thereof;  
FIG. 3 is a rear elevational view thereof;  
FIG. 4 is a left side elevational view thereof;  
FIG. 5 is a right side elevational view thereof;  
FIG. 6 is the top plan view thereof;  
FIG. 7 is a bottom plan view thereof.



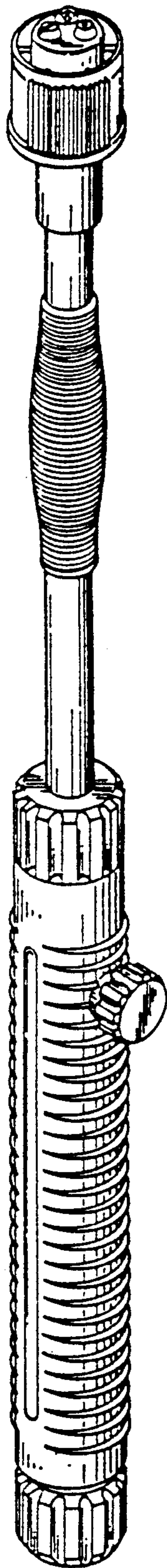


FIG.1

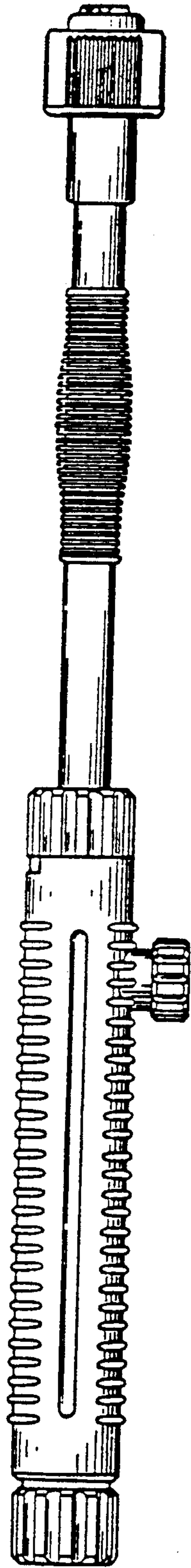


FIG.2

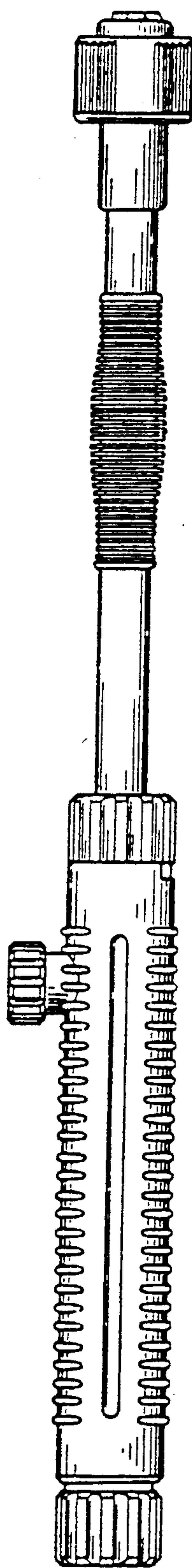


FIG. 3




FIG.4

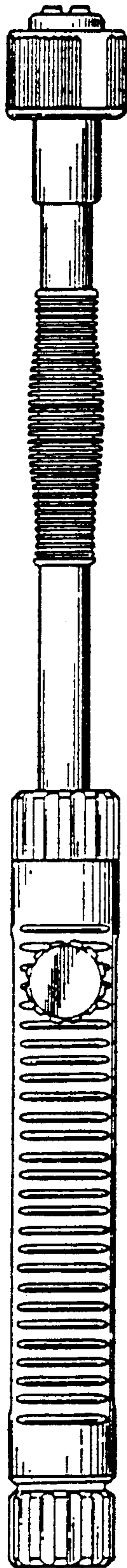


FIG.5

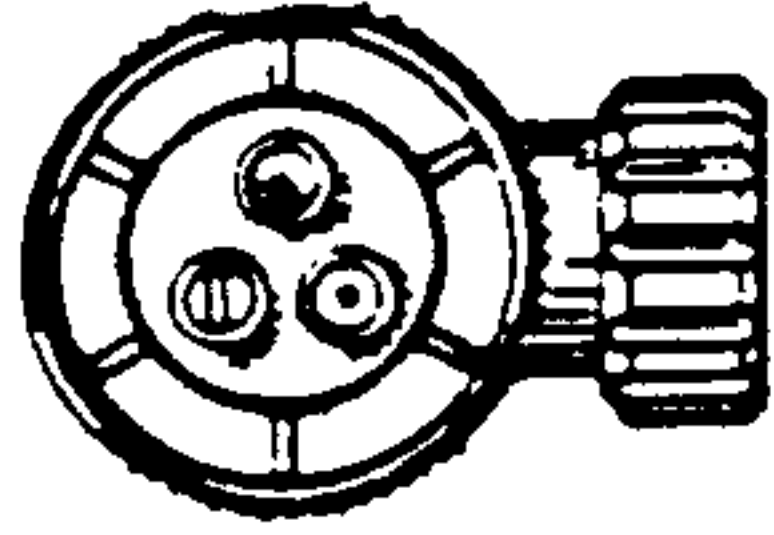


FIG.6

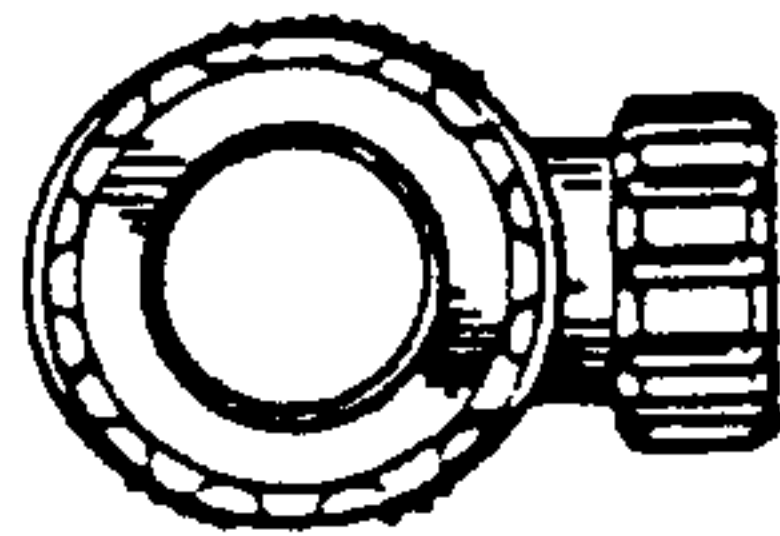


FIG.7