

# United States Patent [19]

Koide et al.

[11] Patent Number: **Des. 317,931**

[45] Date of Patent: **\*\* Jul. 2, 1991**

[54] **ELECTRONIC MUSICAL KEYBOARD**

[75] Inventors: **Masaki Koide, Kunitachi; Yumiko Ohashi, Tachikawa, both of Japan**

[73] Assignee: **Casio Computer Co., Ltd., Tokyo, Japan**

[\*\*] Term: **14 Years**

[21] Appl. No.: **332,943**

[22] Filed: **Apr. 3, 1989**

[30] **Foreign Application Priority Data**

Dec. 22, 1988 [JP] Japan ..... 63-49961

[52] U.S. Cl. .... **D17/1**

[58] Field of Search ..... D17/1, 2, 5, 6, 7, 99;  
D21/64; 84/174-177, 423, 428, 644, 670, 719,  
744, DIG. 7

[56] **References Cited**

**U.S. PATENT DOCUMENTS**

D. 282,850 3/1986 Futami ..... D17/1  
D. 289,412 4/1987 Bellini ..... D17/1

D. 290,370 6/1987 Bellini ..... D17/1  
D. 313,033 12/1990 Mizushima ..... D17/1  
4,653,375 3/1987 Honda et al. .... 84/644

**OTHER PUBLICATIONS**

HFD, 8/24/87, p. 48 (Casio SK-2100 Keyboard).  
Evans Catalog, 1987-1988, p. 311 (Casio Keyboard,  
Item 1).

*Primary Examiner*—Bernard Ansher

*Assistant Examiner*—Adir Aronovich

*Attorney, Agent, or Firm*—Frishauf, Holtz, Goodman &  
Woodward

[57] **CLAIM**

The ornamental design for an electronic musical keyboard, as shown.

**DESCRIPTION**

FIG. 1 is a top plan view of an electronic musical keyboard showing our new design;

FIG. 2 is a rear elevational view thereof;

FIG. 3 is a front elevational view thereof;

FIG. 4 is a left side elevational view thereof;

FIG. 5 is a right side elevational view thereof.




FIG. 1

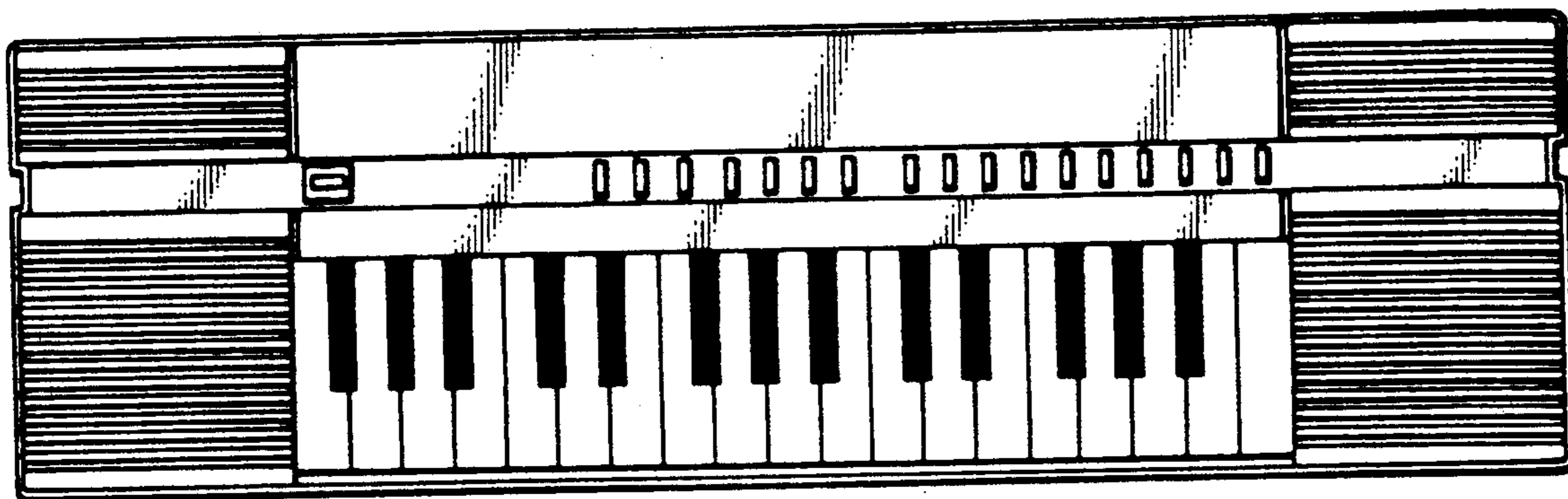


FIG. 2




FIG. 3




FIG. 4




FIG. 5




FIG. 6

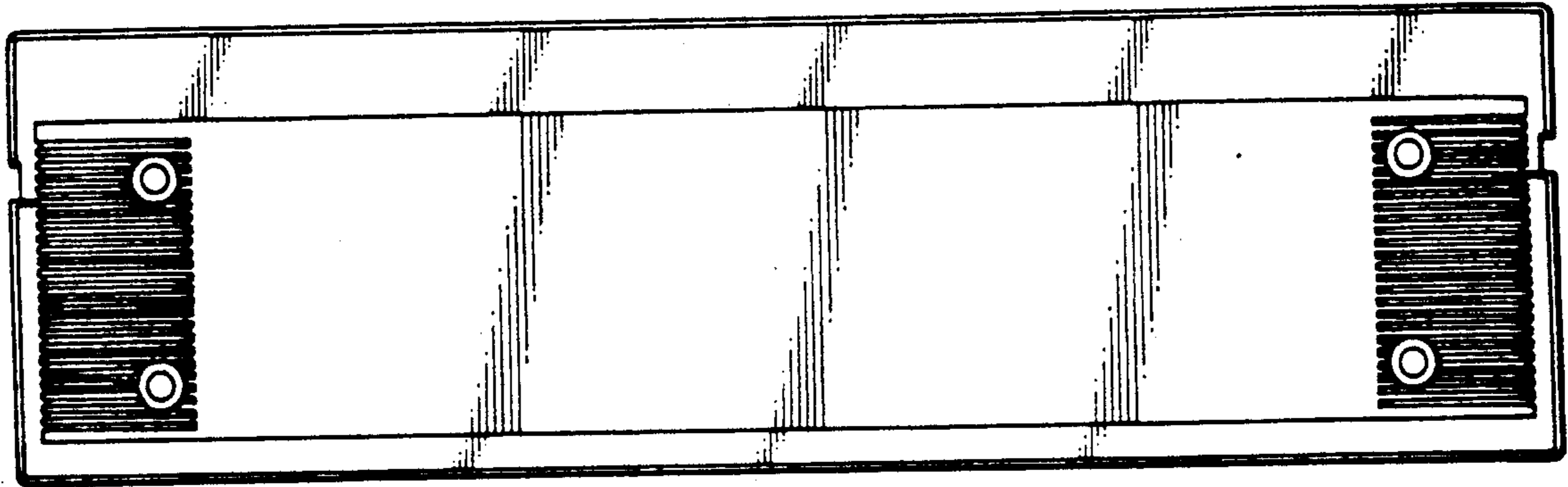


FIG. 7

