

[54] ELECTRONIC CALCULATOR WITH  
TELEPHONE DIALER

[75] Inventor: Toru Suzuki, Fussa, Japan  
[73] Assignee: Casio Computer Co., Ltd., Tokyo,  
Japan  
[\*\*] Term: 14 Years  
[21] Appl. No.: 371,413  
[22] Filed: Jun. 26, 1989

[30] Foreign Application Priority Data

Dec. 27, 1988 [JP] Japan ..... 63-50877  
[52] U.S. Cl. .... D14/245; D18/7  
[58] Field of Search ..... D18/6, 7; D14/147, 148,  
D14/244, 245; 379/354, 355, 356

[56] References Cited

U.S. PATENT DOCUMENTS

D. 254,435 3/1980 Ferron ..... D14/147  
D. 258,892 4/1981 Ohie et al. .... D18/7  
D. 308,536 6/1990 Suzuki ..... D18/7 X  
4,672,685 6/1987 Phillips et al. .... 455/89

OTHER PUBLICATIONS

IBM Technical Disclosure Bulletin; Wallet Terminal  
Keyboard with Acoustic Coupler by M. F. Davis and  
R. H. Koepf; vol. 10, No. 3, Aug. 1967.  
Hong Kong Enterprise; 9/1984; p. 96.

Primary Examiner—Nelson C. Holtje  
Assistant Examiner—Caron D. Veynar  
Attorney, Agent, or Firm—Frishauf, Holtz, Goodman &  
Woodward

[57] CLAIM

The ornamental design for an electronic calculator with  
telephone dialer, as shown and described.

DESCRIPTION

FIG. 1 is a top plan view of an electronic calculator  
with telephone dialer showing my new design;  
FIG. 2 is a rear elevational view;  
FIG. 3 is a right side elevational view;  
FIG. 4 is a left side elevational view;  
FIG. 5 is a front elevational view;  
FIG. 6 is a bottom plan view; and  
FIG. 7 is a perspective view thereof with front cover  
closed.





FIG. 2




FIG. 4



FIG. 1




FIG. 3



FIG. 5



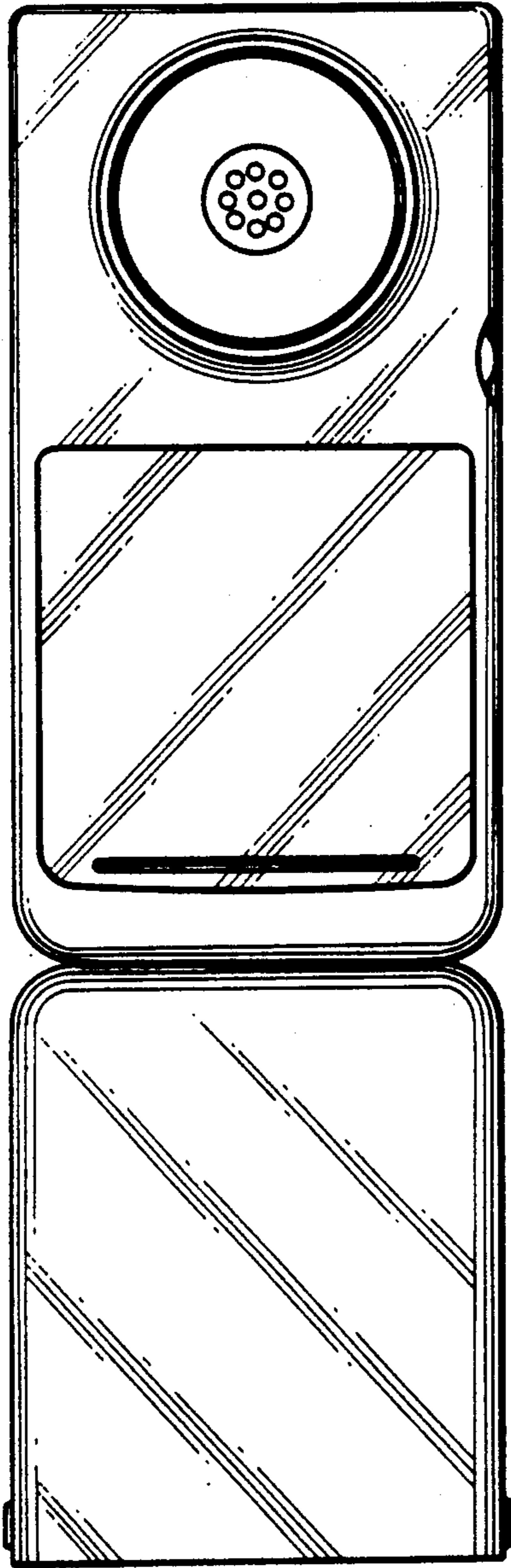


FIG. 6

FIG. 7

