

United States Patent [19]

Hoelterscheidt

[11] Patent Number: **Des. 317,879**

[45] Date of Patent: **** Jul. 2, 1991**

[54] **RULER**

[75] Inventor: **Siegfried Hoelterscheidt,**
Hückelhoven, Fed. Rep. of Germany

[73] Assignee: **Walter Henkels GmbH,** Fed. Rep. of
Germany

[**] Term: **14 Years**

[21] Appl. No.: **348,446**

[22] Filed: **May 8, 1989**

[30] **Foreign Application Priority Data**

Jan. 9, 1989 [DE] Fed. Rep. of
Germany DM/012569

[52] U.S. Cl. **D10/71**

[58] Field of Search D10/61, 70, 71; D19/37;
33/464, 483-494, 565, 566, 700, 706, 711, 712;
434/199

[56] **References Cited**

U.S. PATENT DOCUMENTS

D. 277,365 1/1985 Sogorka D10/61
1,980,884 11/1934 Sidney 33/464 X
2,331,298 10/1943 Bennett 33/464

3,118,233 1/1964 Mesa 33/464
4,586,265 5/1986 Hopkins et al. D10/71 X

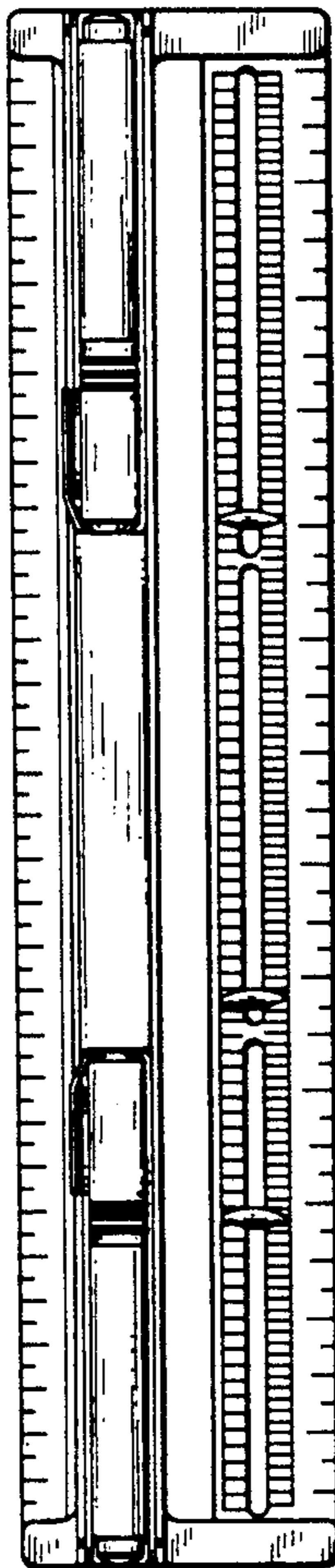
Primary Examiner—Nelson C. Holtje
Assistant Examiner—Antoine D. Davis
Attorney, Agent, or Firm—Diller, Ramik & Wight

[57] **CLAIM**

The ornamental design for a ruler, as shown and described.

DESCRIPTION

FIG. 1 is a top plan view of a ruler showing my new design;
FIG. 2 is a front elevational view;
FIG. 3 is a rear elevational view;
FIG. 4 is a bottom plan view;
FIG. 5 is a right side elevational view;
FIG. 6 is another right side elevational view, with the upper housing tilted towards the rear;
FIG. 7 is another right side elevational view, with the upper housing tilted towards the front;
FIG. 8 is a left side elevational view;
FIG. 9 is another left side elevational view, with the upper housing tilted towards the front; and
FIG. 10 is another left side elevational view thereof, with the upper housing tilted towards the rear.



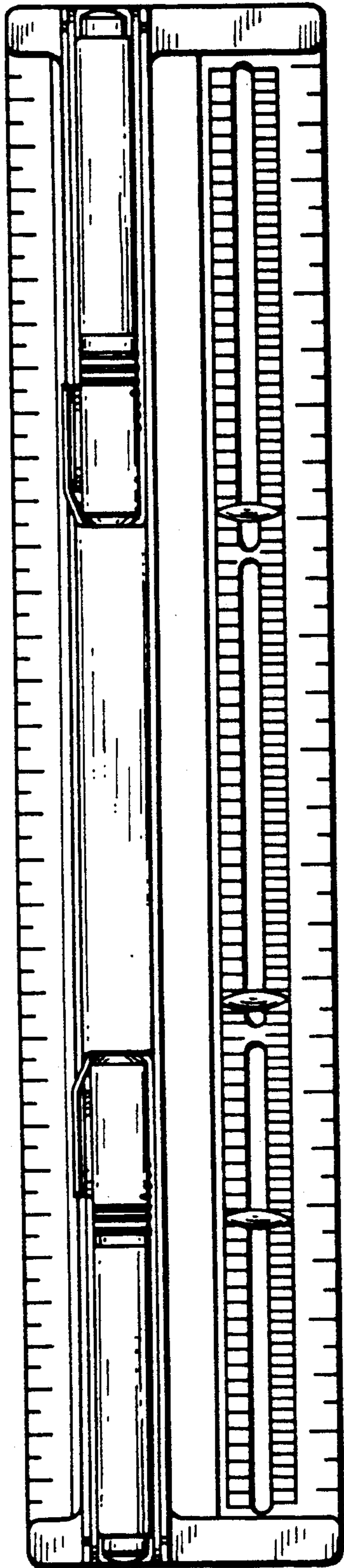


FIG. 1




FIG. 2

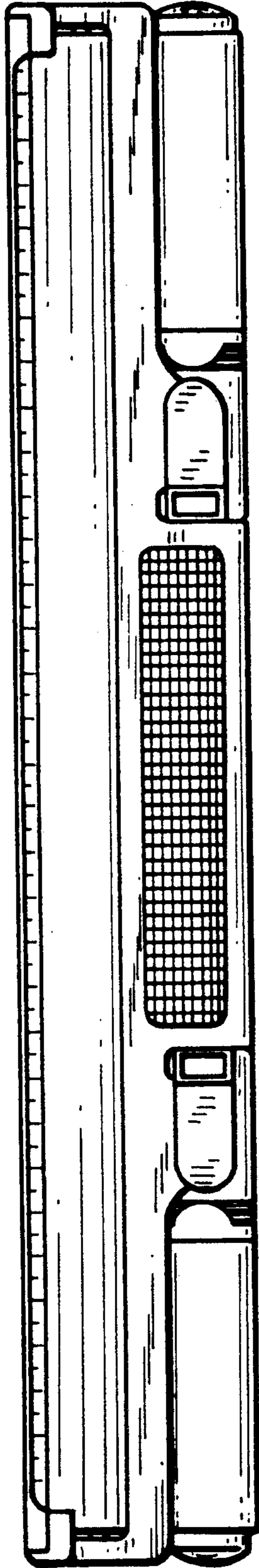


FIG. 3

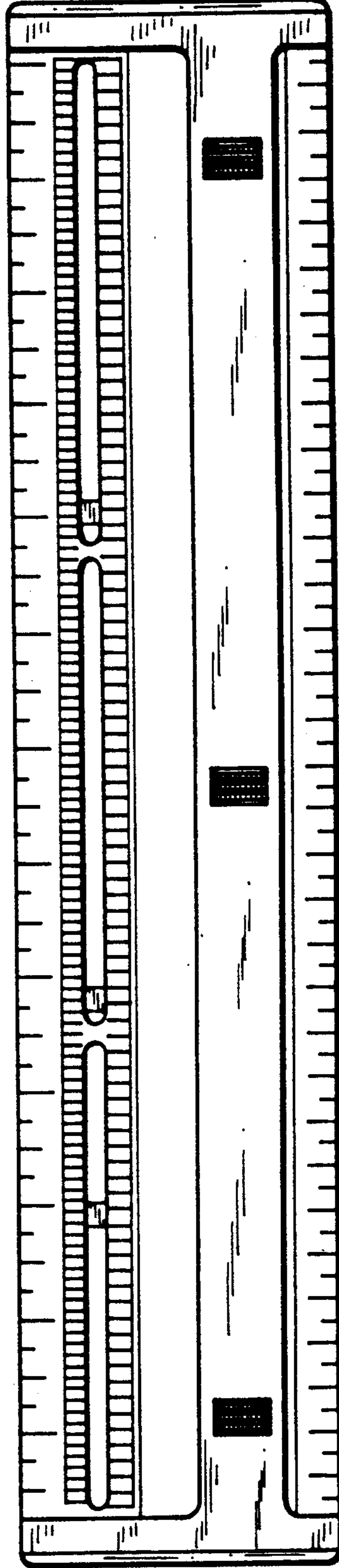


FIG. 4




FIG. 5

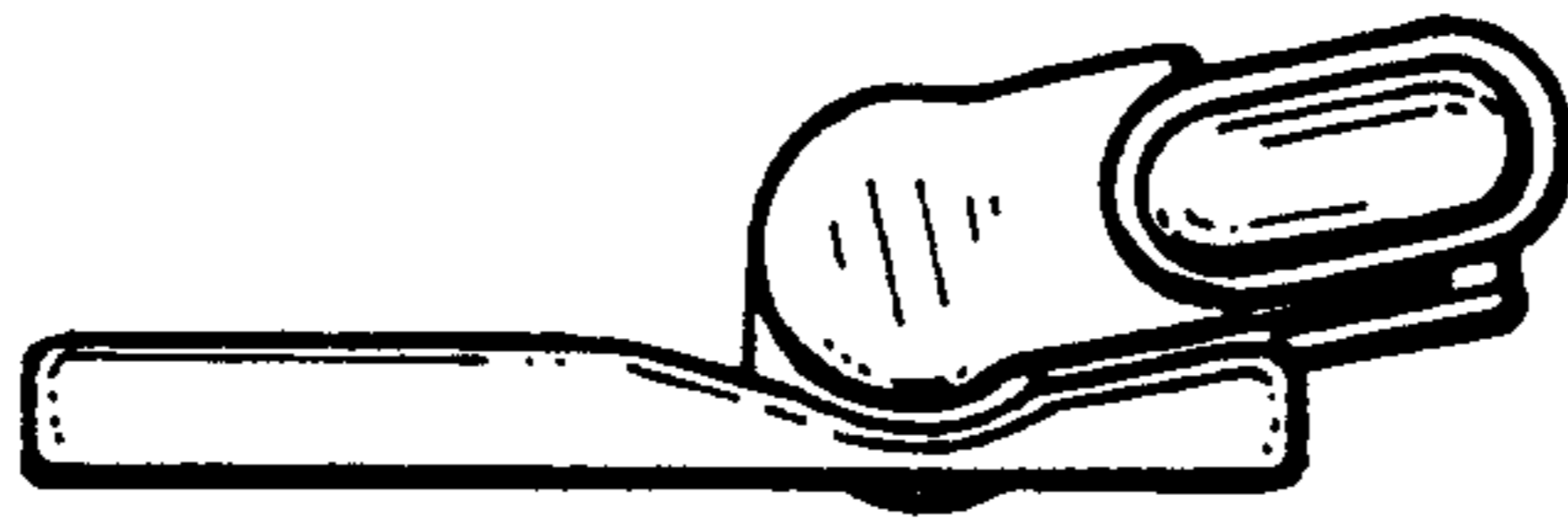


FIG. 6




FIG. 7




FIG. 8




FIG. 9

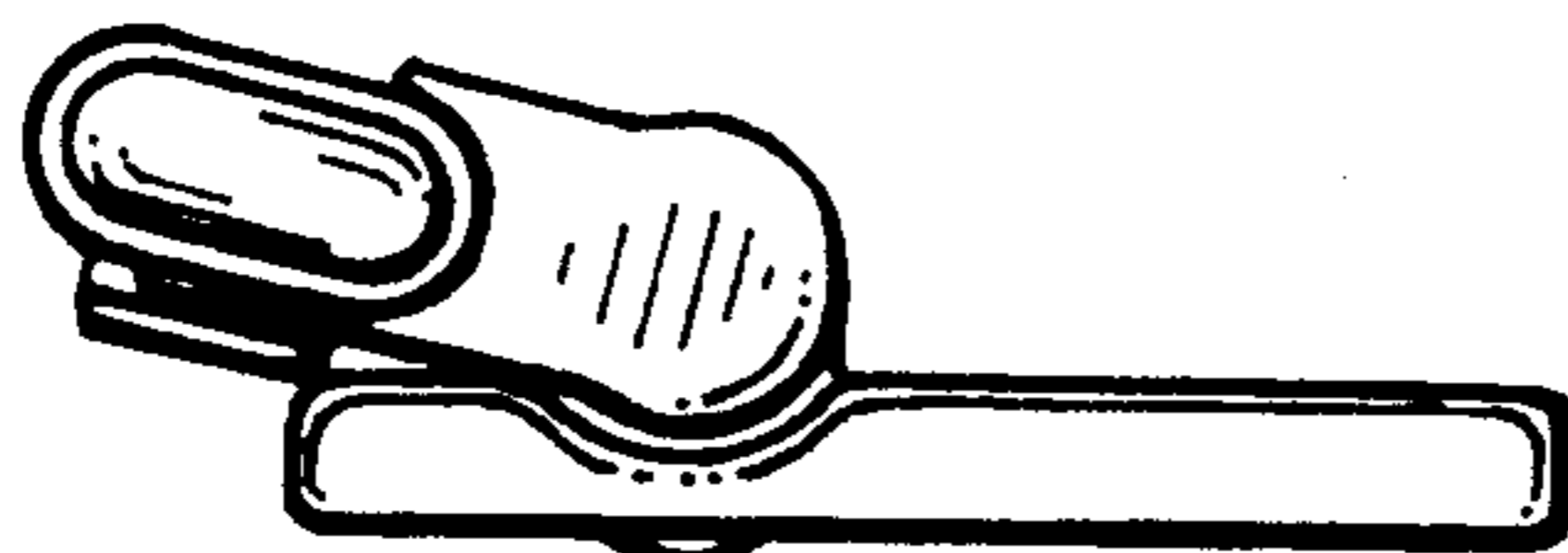


FIG. 10