

[54] WRISTWATCH

[76] Inventor: Benjamin E. Woomer, 1597 E. 30th St., Cleveland, Ohio 44114

[**] Term: 14 Years

[21] Appl. No.: 251,204

[22] Filed: Sep. 30, 1988

[52] U.S. Cl. D10/39

[58] Field of Search D10/30, 32, 38, 39, D10/122, 123, 124, 125, 126; D11/2, 3, 4, 5; 63/1.1, 2, 3, 4, 21, 22, 23, 24, 25; 368/10, 11, 13, 14, 223, 227, 228, 229, 232, 239, 240, 241, 242, 276, 277, 278, 280, 281, 282, 285, 290, 291, 292, 294, 316, 317

[56] References Cited

U.S. PATENT DOCUMENTS

- D. 79,292 8/1929 Gruen D10/30 X
- D. 79,293 8/1929 Gruen D10/30 X
- D. 93,390 9/1934 Graef D10/39
- D. 256,561 8/1980 Muramatsu D10/39
- D. 258,120 2/1981 Muramatsu D10/39
- 2,177,234 10/1939 Walser D10/39

FOREIGN PATENT DOCUMENTS

- 183000 6/1936 Switzerland 368/232

Primary Examiner—Nelson C. Holtje
Assistant Examiner—Antoine D. Davis
Attorney, Agent, or Firm—D. Peter Hochberg; Mark Kusner; Louis J. Weisz

[57] CLAIM

The ornamental design for a wristwatch, as shown and described.

DESCRIPTION

FIG. 1 is a top plan view of a wristwatch showing my new design, the dotted line showing of a watchstrap is environmental only and forms no part of the claimed design;

FIG. 2 is a right side elevational view;

FIG. 3 is a bottom plan view;

FIG. 4 is a left side elevational view;

FIG. 5 is a front elevational view;

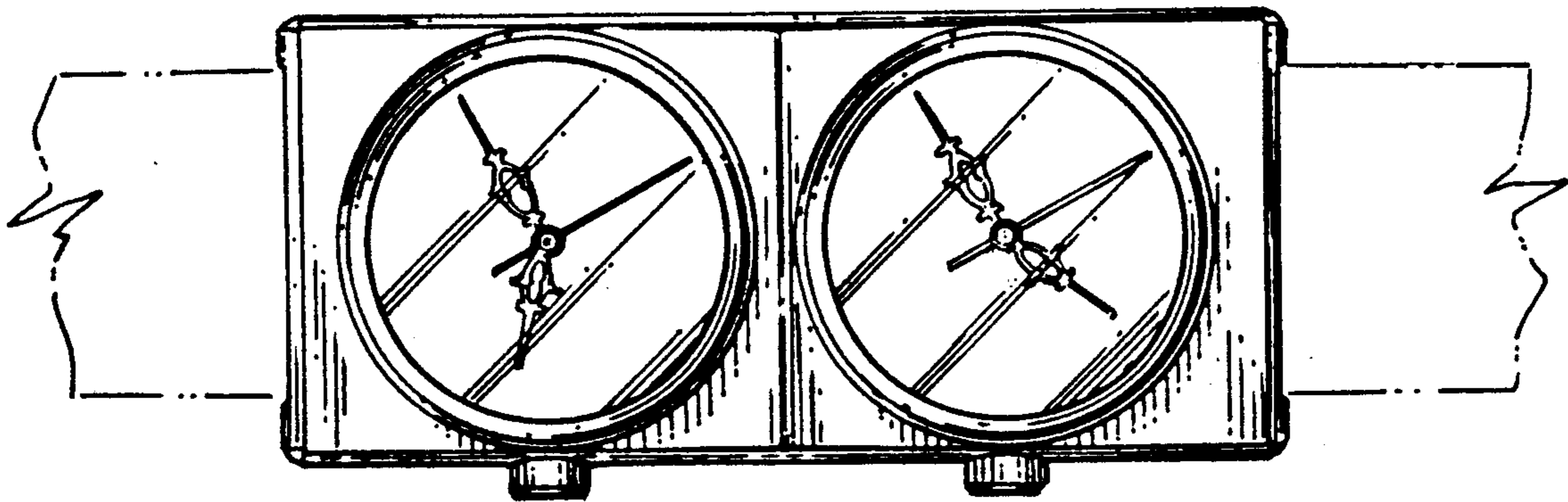
FIG. 6 is a rear elevational view;

FIG. 7 is a top plan view of a second embodiment of my new design of FIGS. 1-6, the dotted line showing of the watchstrap and coin are environmental only and form no part of the claimed design;

FIG. 8 is a right side elevational view of FIG. 7;

FIG. 9 is a bottom plan view of FIG. 7; and

FIG. 10 is a rear elevational view of FIG. 7 thereof, with the front elevational view being a mirror image.



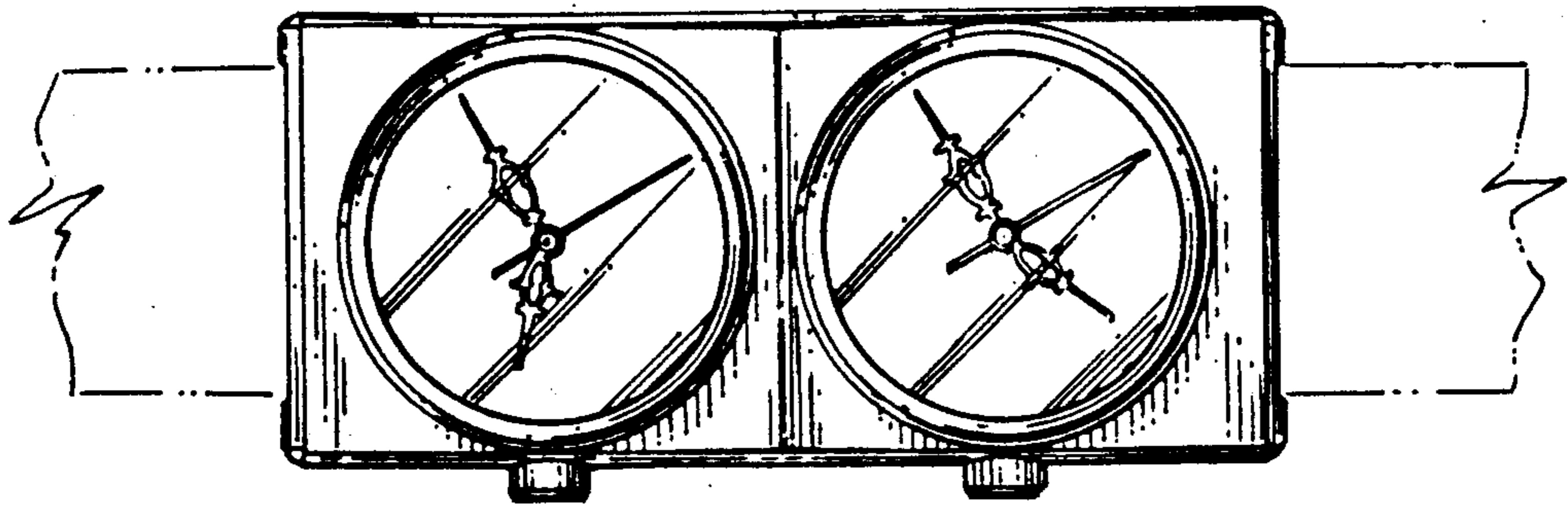


FIG. 1




FIG. 2

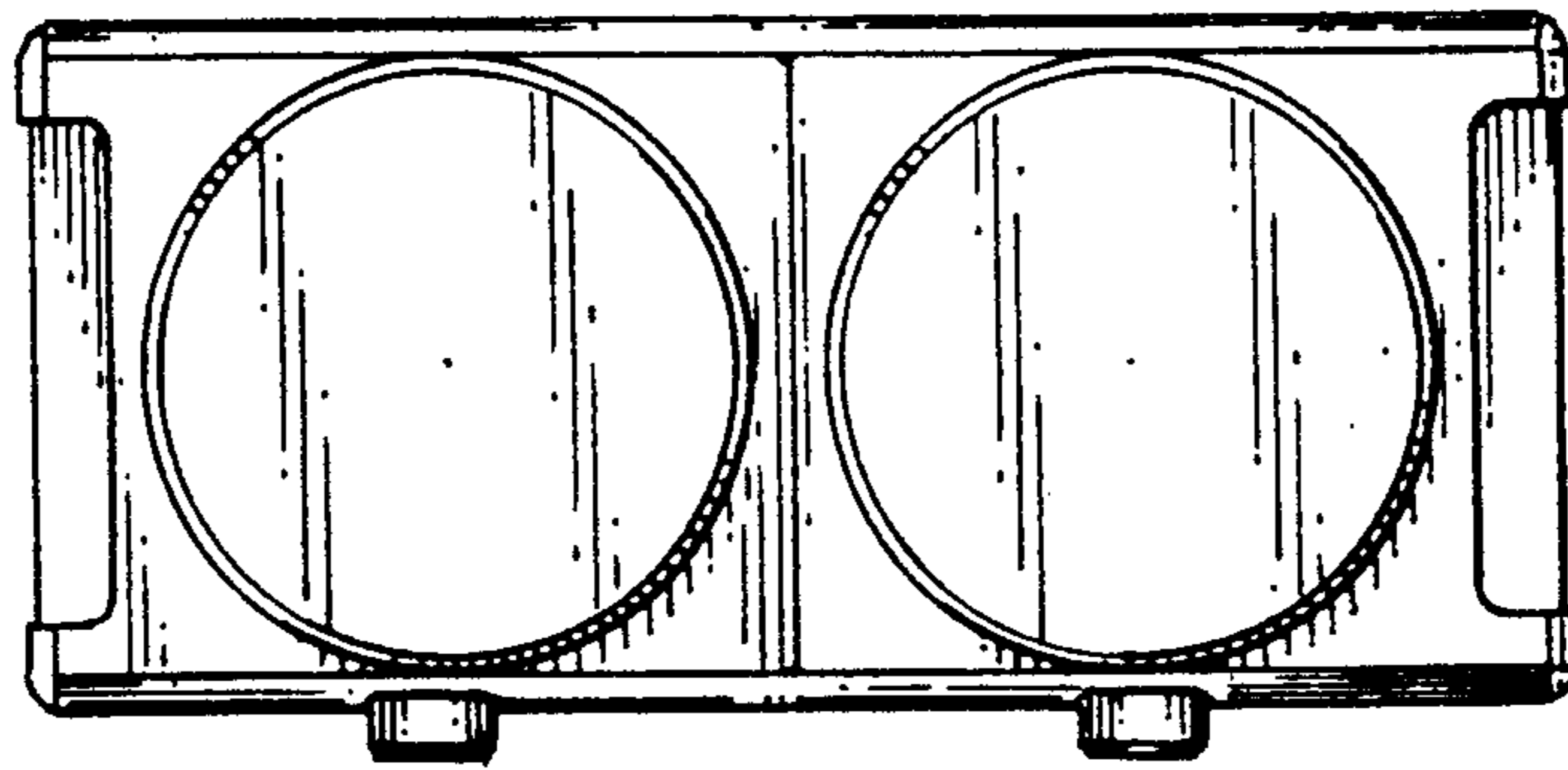


FIG. 3



FIG. 4



FIG. 5



FIG. 6




FIG. 7

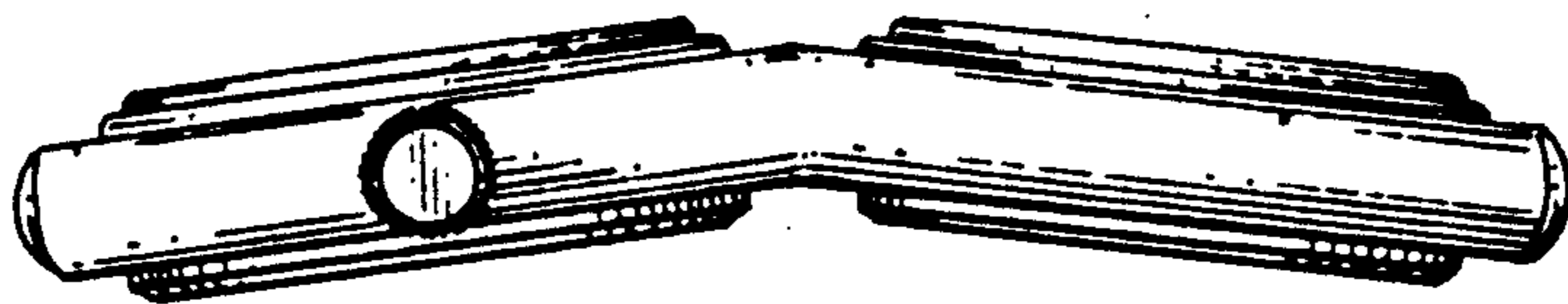


FIG. 8

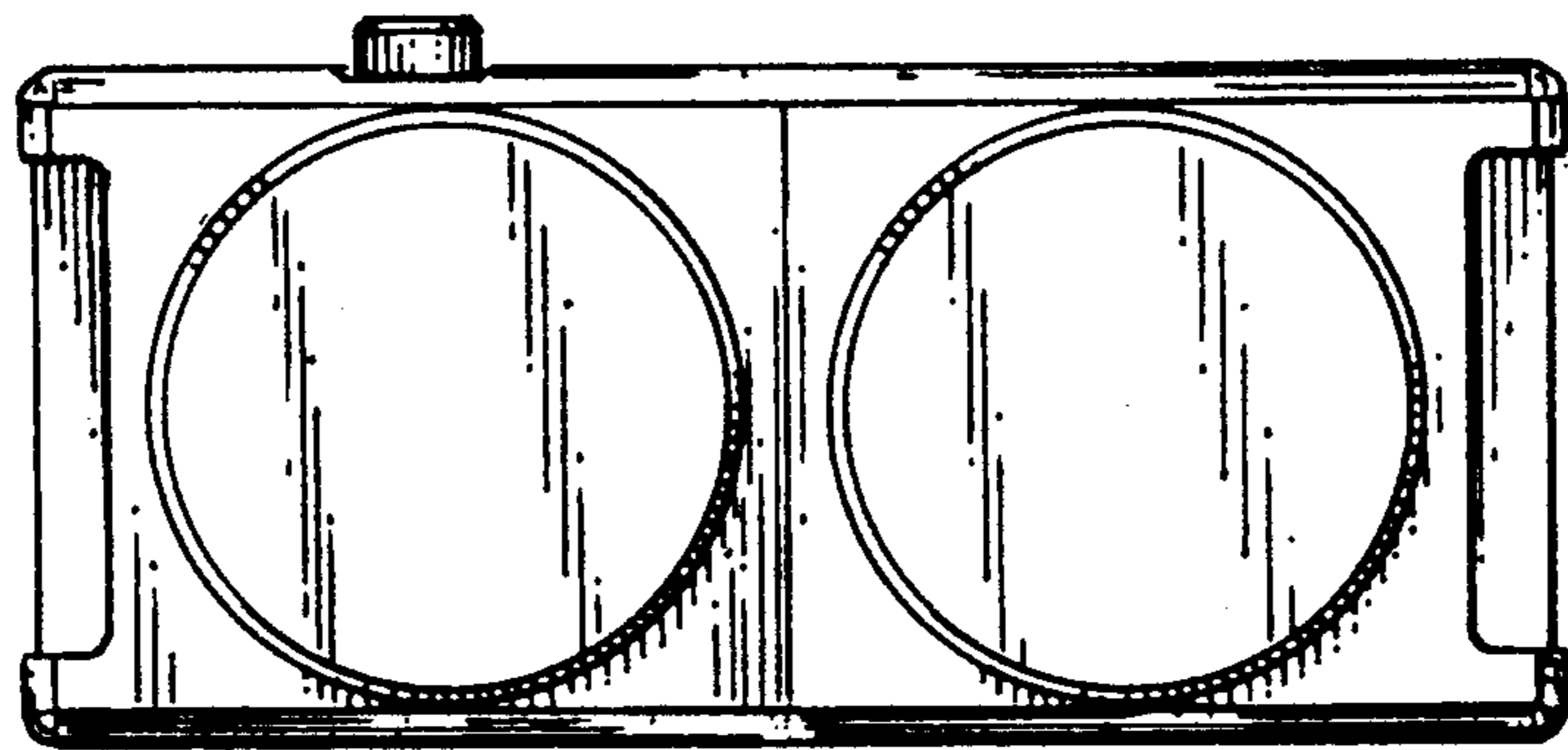


FIG. 9



FIG. 10