

[54] WRISTWATCH

[76] Inventor: Benjamin E. Woomer, 1597 E. 30th St., Cleveland, Ohio 44114

[**] Term: 14 Years

[21] Appl. No.: 251,203

[22] Filed: Sep. 30, 1988

[52] U.S. Cl. D10/39

[58] Field of Search D10/30, 32, 38, 39, D10/122, 123, 124, 125, 126; D11/2, 3, 4, 5; 63/1.1, 2, 3, 4, 21, 22, 23, 24, 25; 368/10, 11, 13, 14, 223, 227, 228, 232, 239, 240, 241, 242, 276, 277, 280, 281, 282, 285, 290, 291, 292, 294, 316, 317

[56] References Cited

U.S. PATENT DOCUMENTS

- 4,948 5/1871 Ingraham D10/128
- D. 137,330 2/1944 Washam D10/39 X
- D. 311,693 10/1990 Woomer D10/39

- 1,954,249 4/1934 Kehl D10/39
- 2,166,687 7/1939 Kehl 368/278

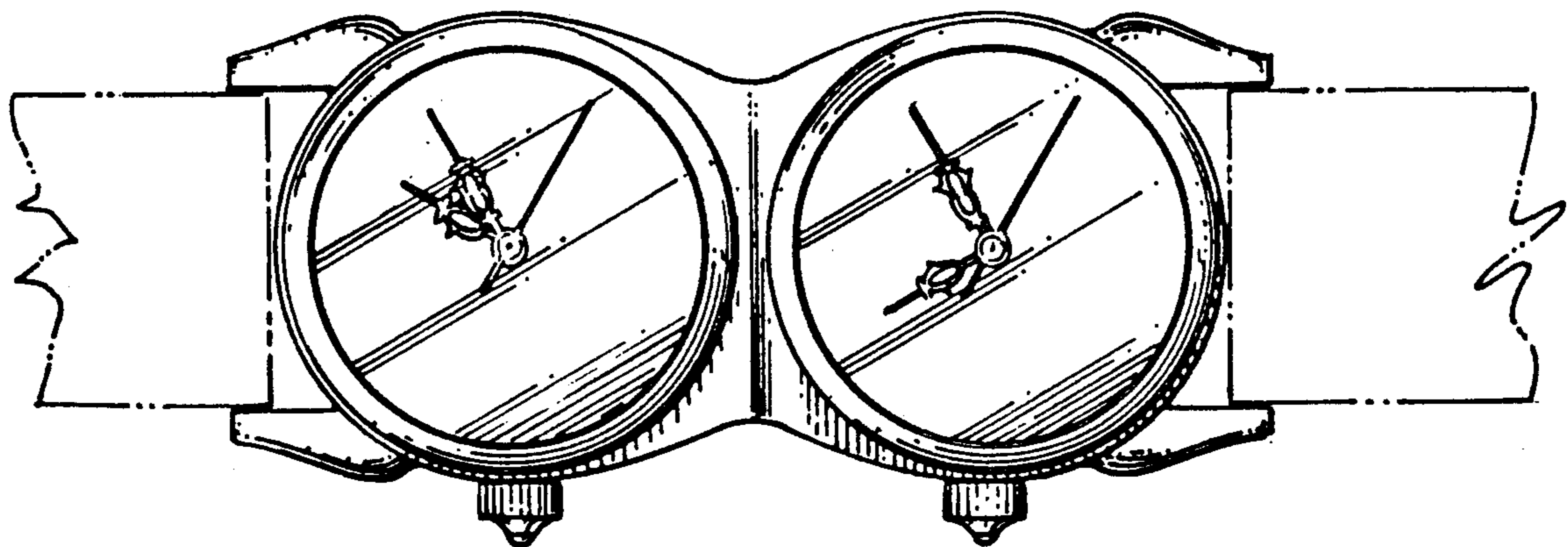
Primary Examiner—Nelson C. Holtje
Assistant Examiner—Antoine D. Davis
Attorney, Agent, or Firm—D. Peter Hochberg; Mark Kusner; Louis J. Weisz

[57] CLAIM

The ornamental design for a wristwatch, as shown and described.

DESCRIPTION

FIG. 1 is a top plan view of a wristwatch showing my new design, the dotted line showing of a watchstrap is for environmental only and forms no part of the claimed design;
FIG. 2 is a right side elevational view;
FIG. 3 is a bottom plan view;
FIG. 4 is a left side elevational view;
FIG. 5 is a front elevational view; and
FIG. 6 is a rear elevational view thereof.



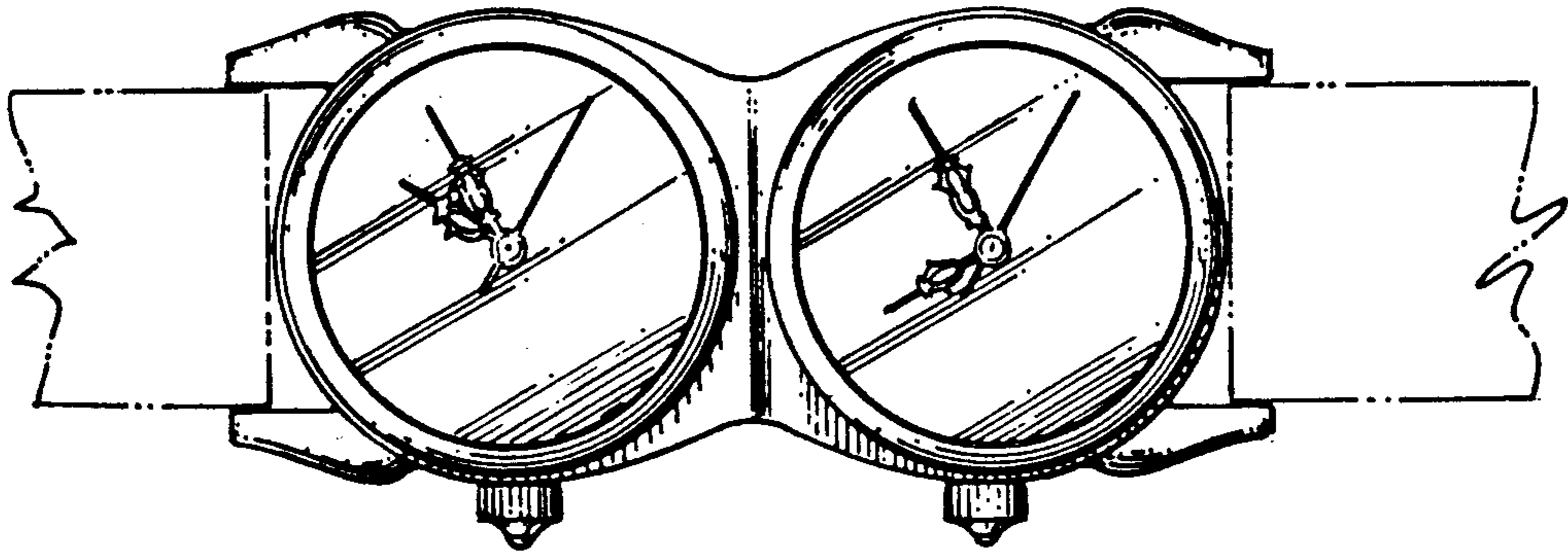


FIG. 1




FIG. 2

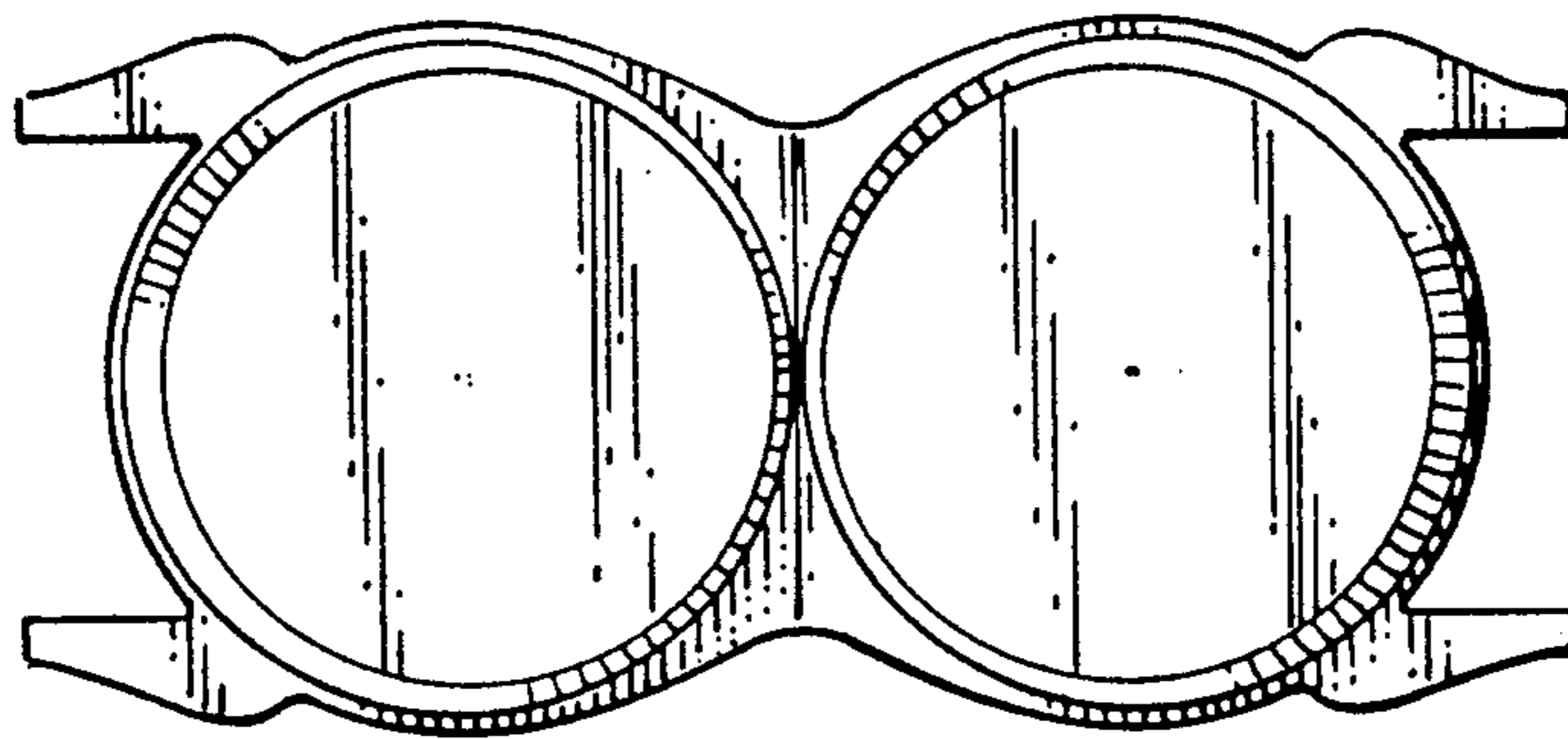


FIG. 3




FIG. 4

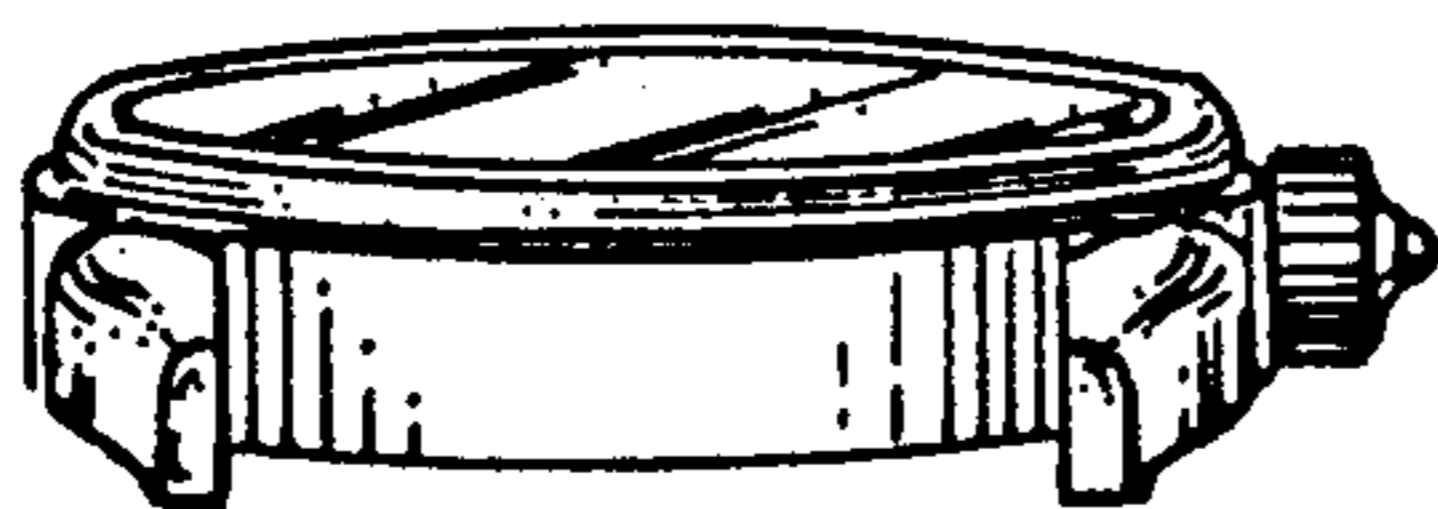


FIG. 5



FIG. 6