

[54] **WRISTWATCH**

[75] **Inventor: Toshiyuki Dobashi, Tokyo, Japan**

[73] **Assignee: Seiko Instruments Inc., Japan**

[**] **Term: 14 Years**

[21] **Appl. No.: 182,054**

[22] **Filed: Apr. 14, 1988**

[30] **Foreign Application Priority Data**

Oct. 15, 1987 [JP] Japan 62-42111

[52] **U.S. Cl. D10/32**

[58] **Field of Search D10/1, 2, 21-29,
D10/30-40, 122, 126; D11/1, 2, 3, 6, 19, 25;
63/3, 4, 9, 15, 73; 368/71, 72, 74, 76, 77, 80-84,
88, 223, 228-242, 276-286**

[56] **References Cited**

U.S. PATENT DOCUMENTS

- D. 269,546 6/1983 Rogers et al. D10/30 X
- D. 286,382 10/1986 Matsuo D10/30 X
- D. 288,297 2/1987 Chan D10/30
- D. 301,840 6/1989 Houlihan D10/38 X
- D. 303,093 8/1989 Houlihan D10/38

FOREIGN PATENT DOCUMENTS

2125993 3/1984 United Kingdom 368/282

OTHER PUBLICATIONS

Form; 8/11/76; p. 42, lower right corner.

Primary Examiner—Nelson C. Holtje

Assistant Examiner—Caron D. Veynar

Attorney, Agent, or Firm—Bruce L. Adams; Van C. Wilks

[57] **CLAIM**

The ornamental design for a wristwatch, as shown and described.

DESCRIPTION

FIG. 1 is a top plan view of a wristwatch showing my new design;

FIG. 2 is a bottom plan view;

FIG. 3 is a rear elevational view;

FIG. 4 is a front elevational view;

FIG. 5 is a right side elevational view thereof;

FIG. 6 is a left side elevational view thereof; and

FIG. 7 is a right, front and top perspective view thereof.




FIG. 1

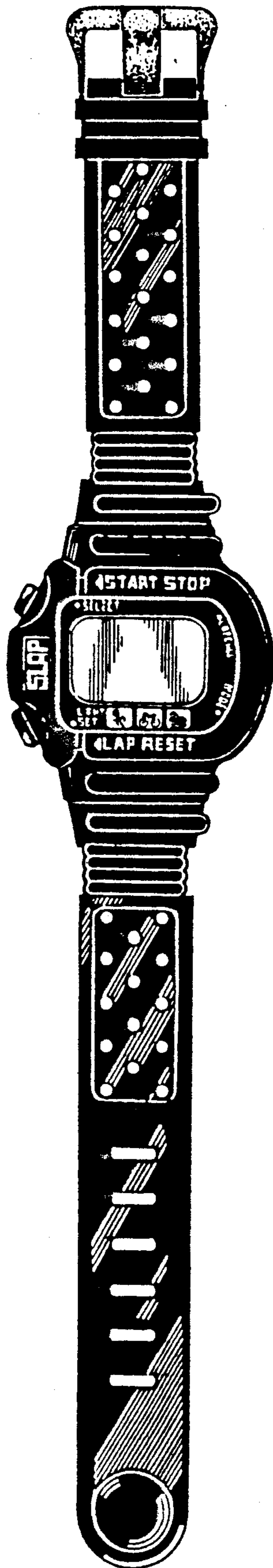


FIG. 2




FIG. 3




FIG. 4




FIG. 6



FIG. 5



FIG. 7

