

[54] HANGER FOR A FOAM BOARD

[75] Inventors: Marlin J. Hoskinson, Philadelphia;  
George W. Samson, Blue Bell, both of Pa.

[73] Assignee: Moore Push-Pin Company,  
Wyndmoor, Pa.

[\*\*] Term: 14 Years

[21] Appl. No.: 342,441

[22] Filed: Apr. 24, 1989

1,532,566 4/1925 Young .  
1,690,074 10/1928 King .  
1,843,703 2/1932 Boden .  
2,021,730 11/1935 Jones .  
2,350,600 6/1944 Foster ..... 248/78  
2,642,638 6/1953 Larrabee .  
2,767,450 10/1956 Overbaugh .  
3,219,302 11/1965 Smith .  
3,650,502 3/1972 Langhi ..... 248/220.4  
3,939,985 2/1976 Hochman ..... 248/220.4  
4,013,252 3/1977 Brauerman ..... 248/220.4  
4,143,845 3/1979 Harris ..... 248/222.1 X  
4,515,338 5/1985 Schneider ..... 248/460  
4,664,350 5/1987 Dodds .

Related U.S. Application Data

[63] Continuation of Ser. No. 196,675, May 20, 1988, Pat. No. 4,871,140.

[52] U.S. Cl. .... D8/370; D8/372; D8/373

[58] Field of Search ..... D8/372, 373, 370; 248/78, 222.1, 220.4, 460, 493; D6/300

References Cited

U.S. PATENT DOCUMENTS

D. 13,698 3/1883 Hotchkiss ..... D8/372 X  
D. 30,609 4/1899 Murphy ..... D8/372 X  
D. 30,844 5/1899 Roed ..... D8/373  
D. 197,188 12/1963 Anderson .  
D. 279,431 7/1985 Sutherland ..... D6/300  
871,543 11/1907 Watson ..... 248/221 X  
1,252,862 1/1918 Thompson .  
1,340,180 5/1920 O'Brien .

FOREIGN PATENT DOCUMENTS

1068526 2/1954 France ..... 248/220.4  
5729AD of 1911 United Kingdom ..... 248/493

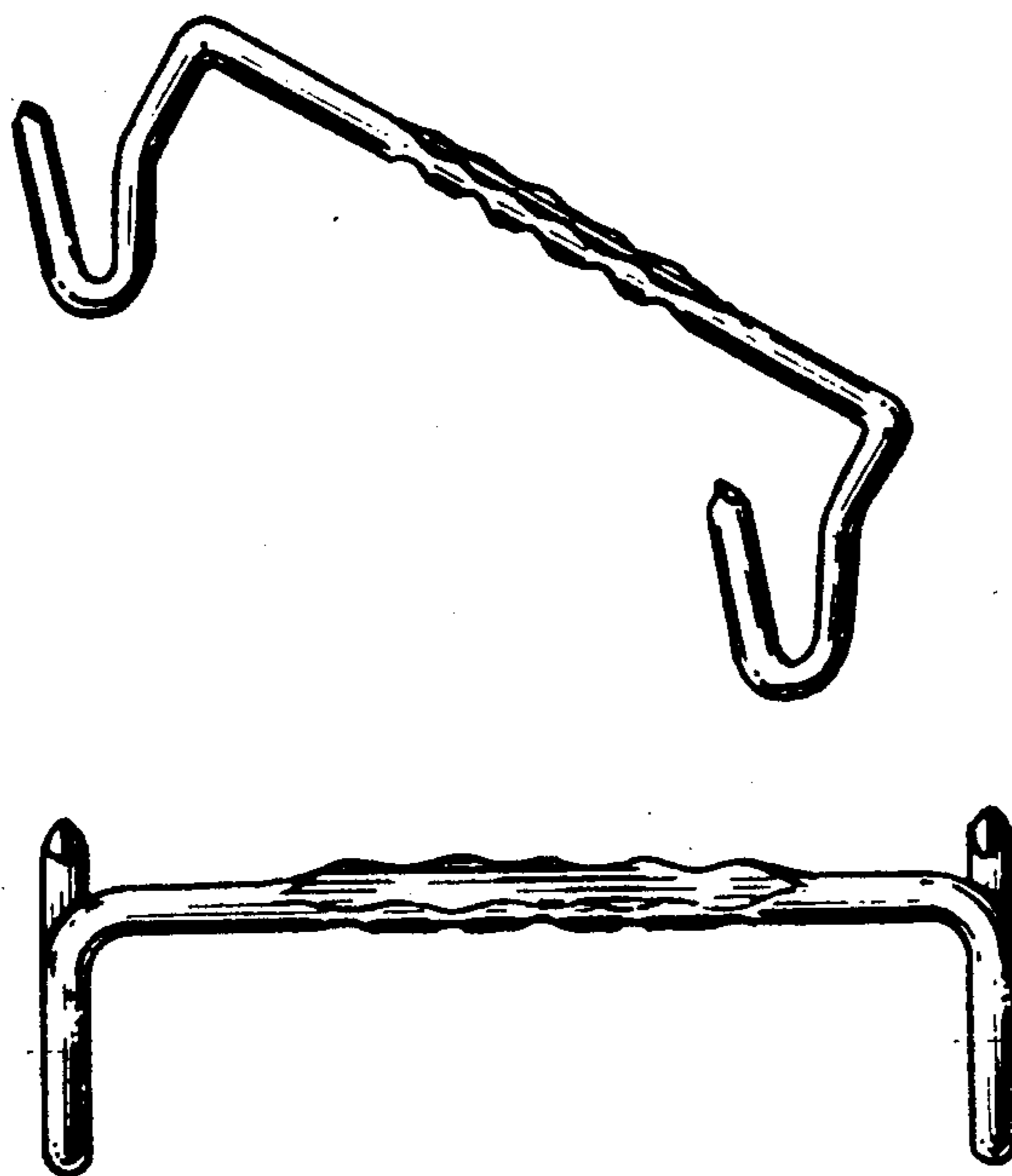
Primary Examiner—Horace B. Fay, Jr.  
Attorney, Agent, or Firm—William H. Eilberg

[57] CLAIM

The ornamental design for a hanger for a foam board, as shown and described.

DESCRIPTION

FIG. 1 is a front, top and right side perspective view of a hanger for a foam board showing our new design; FIG. 2 is a top plan view thereof; FIG. 3 is a front elevational view thereof; FIG. 4 is a left side elevational view thereof; FIG. 5 is a rear elevational view thereof; and FIG. 6 is a bottom plan view thereof.



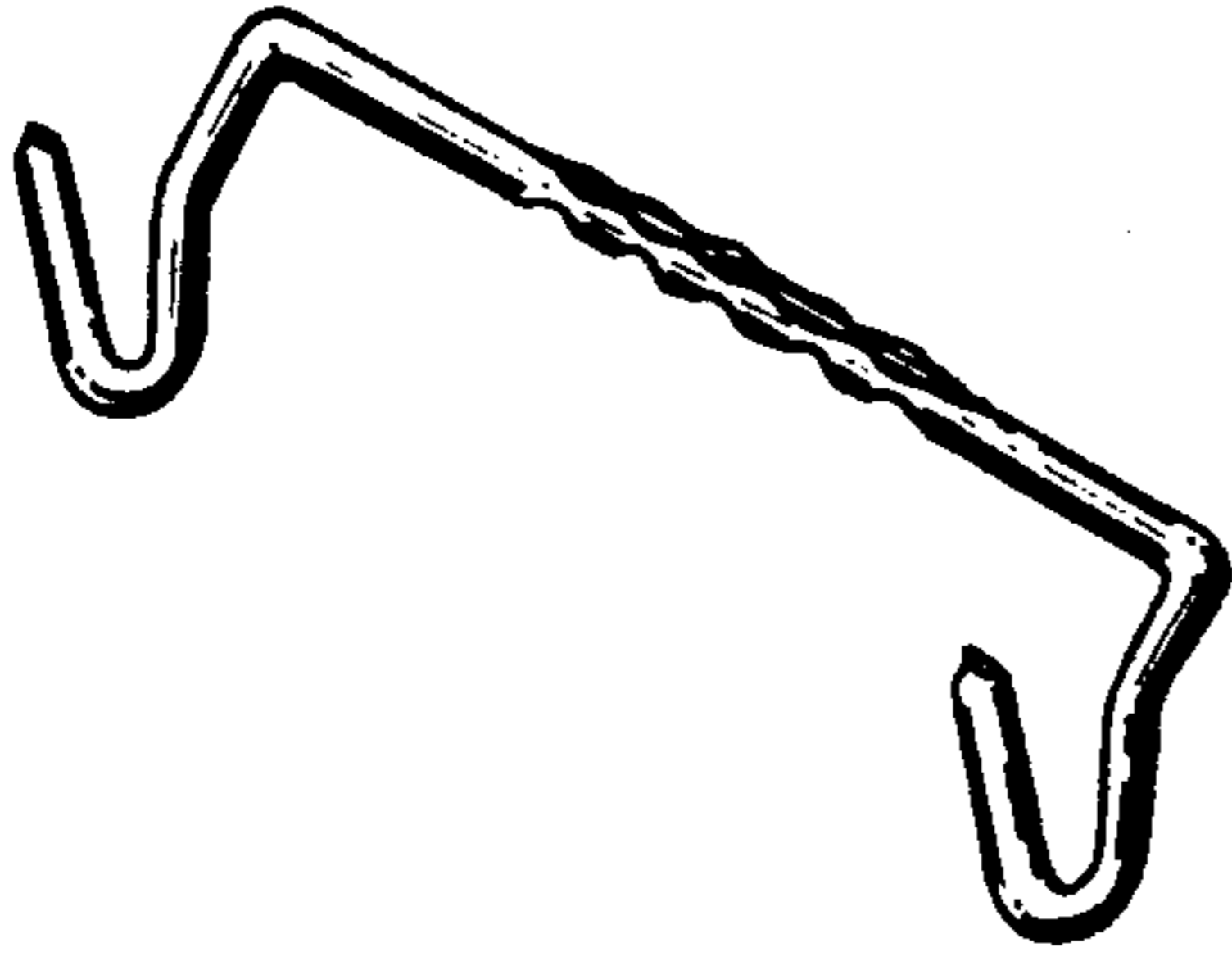


Fig. 1



Fig. 2




Fig. 5



Fig. 4

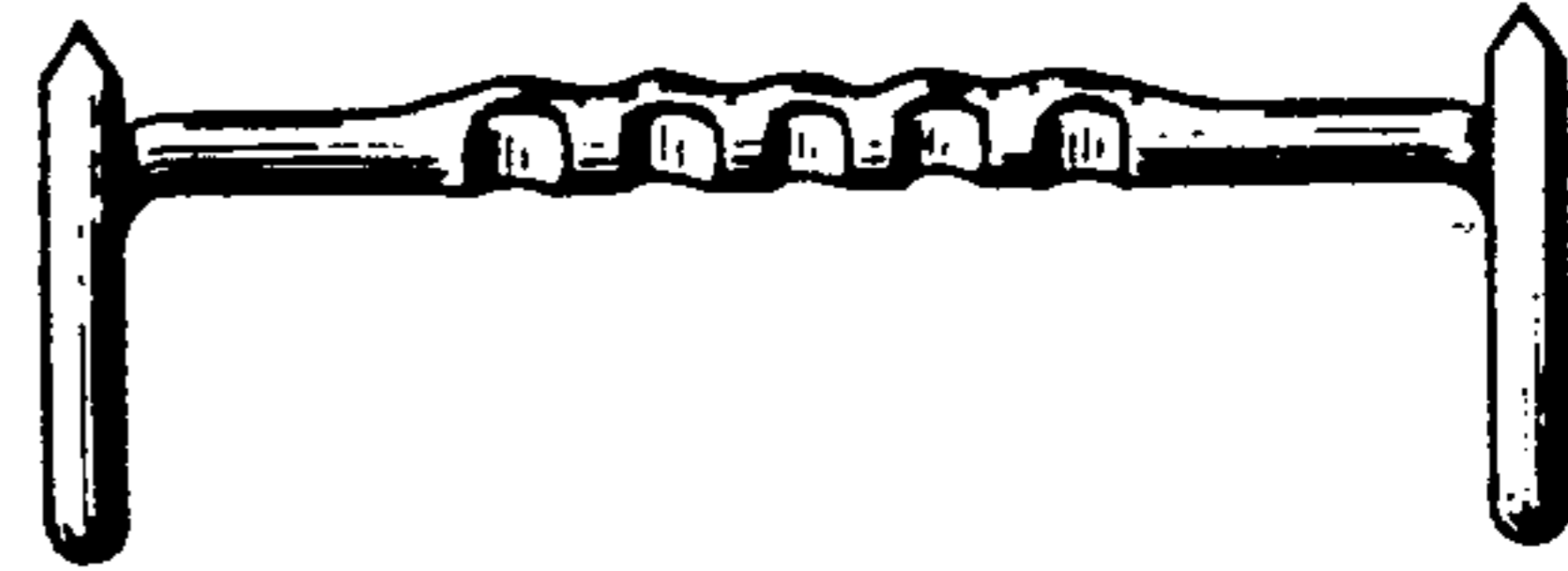


Fig. 3



Fig. 6