

[54] TOGGLE LIGHT SWITCH EXTENSION
DEVICE

[76] Inventor: Gregory J. Miller, P.O. Box 549,
Okahumpka, Fla. 32762

[**] Term: 14 Years

[21] Appl. No.: 154,872

[22] Filed: Feb. 11, 1988

[52] U.S. Cl. D8/14

[58] Field of Search D3/30.1; D6/453; D8/14,
D8/10, 88; 29/270; D21/108; 81/15.9, 484;
74/543; 200/339, 331; 227/94; 294/19.1

[56] References Cited

U.S. PATENT DOCUMENTS

- D. 237,246 10/1975 Holdsworth D8/88 X
- D. 252,552 8/1979 Stoff D8/14
- D. 274,972 8/1984 Mann D8/14
- 2,374,582 4/1945 Caldarelli 294/19.1
- 2,907,237 10/1959 Casas 81/15.9

- 3,038,752 6/1962 Bergman 294/19.1
- 3,072,429 1/1963 Stipan 294/19.1

Primary Examiner—Bruce W. Dunkins
Assistant Examiner—M. Hannon
Attorney, Agent, or Firm—Richard C. Litman

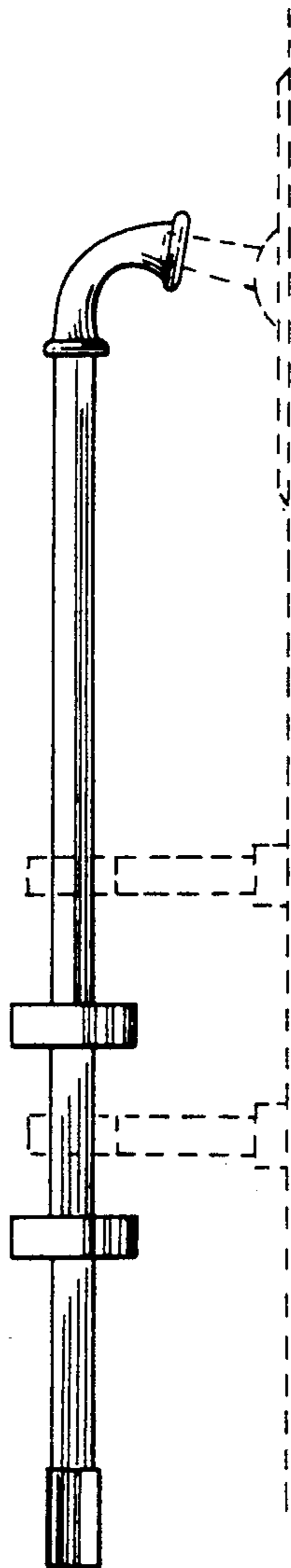
[57] CLAIM

The ornamental design for a toggle light switch extension device, as shown and described.

DESCRIPTION

FIG. 1 is a left side elevational view of a toggle light switch extension device showing my new design, the undisclosed right side being a mirror image thereof; FIG. 2 is a rear elevational view; FIG. 3 is a bottom plan view thereof; FIG. 4 is a top plan view; and FIG. 5 is a rear perspective view thereof taken slightly from above.

The broken lines in FIG. 1 have been shown for illustrative purposes only.






FIG. 2

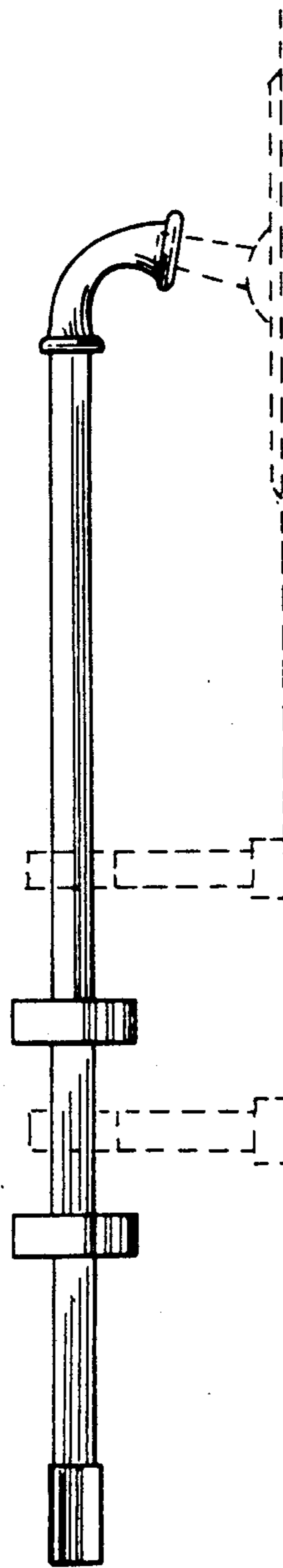


FIG. 1




FIG. 3

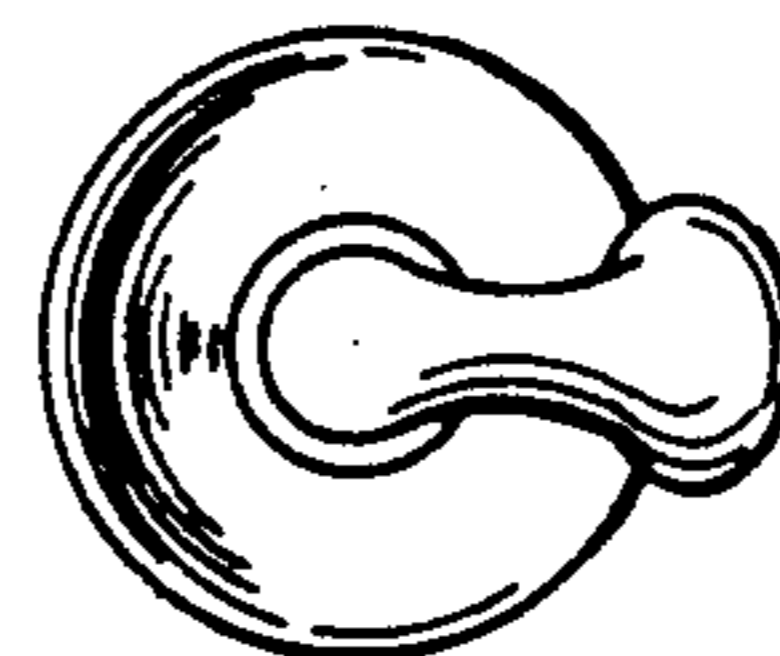


FIG. 4

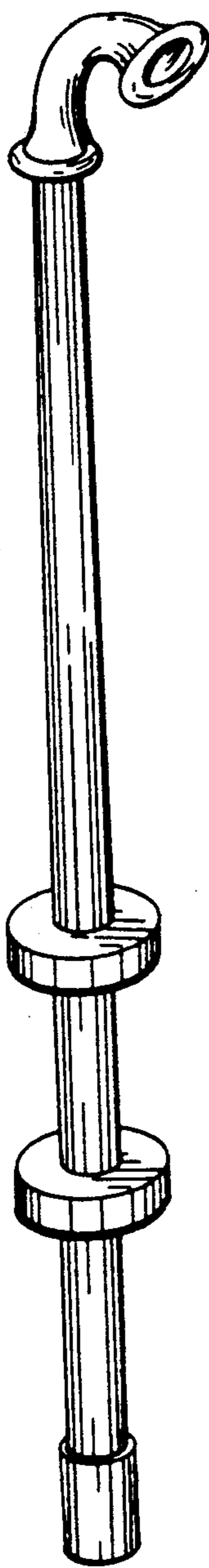


FIG. 5