

[54] ELECTRIC TRIMMER

[75] Inventors: Nobuaki Fujiwara, Hiroshima;
Toshiaki Saito, Tokyo, both of Japan

[73] Assignee: Ryobi Ltd., Hiroshima, Japan

[**] Term: 14 Years

[21] Appl. No.: 384,520

[22] Filed: Jul. 25, 1989

[30] Foreign Application Priority Data

Feb. 7, 1989 [JP] Japan 1-4410

[52] U.S. Cl. D8/8

[58] Field of Search D8/8; 56/12.7;
30/DIG. 1, 276

[56] References Cited

U.S. PATENT DOCUMENTS

D. 219,006	10/1970	Gale et al.	D8/8
D. 249,630	9/1978	Ballas	D8/8
D. 251,956	5/1979	Averitt	D8/8
D. 256,090	7/1980	Hinklin et al.	D8/8
3,831,278	8/1974	Voglesonger	56/12.7 X
4,131,997	1/1979	Utter	56/12.7 X
4,475,287	10/1984	Beihoffer	30/276
4,631,828	12/1986	Burnett	30/276

4,672,798	6/1987	Ota	56/12.7
4,688,376	8/1987	Wolfe, Sr.	56/12.7 X
4,852,258	8/1989	Foster	30/276

OTHER PUBLICATIONS

The Green Machine brochure, Aug. 10, 1987, cover page, Electric Trimmer, picture on left hand lower corner; String Trimmer, located center of page.

Primary Examiner—Susan J. Lucas
Assistant Examiner—Holly H. Baynham
Attorney, Agent, or Firm—Sughrue, Mion, Zinn, Macpeak & Seas

[57] CLAIM

The ornamental design for an electric trimmer, as shown.

DESCRIPTION

FIG. 1 is a front, top and right side perspective of an electric trimmer showing our new design;
FIG. 2 is a right side elevational view thereof;
FIG. 3 is a left side elevational view thereof;
FIG. 4 is a front elevational view thereof;
FIG. 5 is a rear elevational view thereof;
FIG. 6 is a top plan view thereof; and
FIG. 7 is a bottom plan view thereof.




Fig. 1

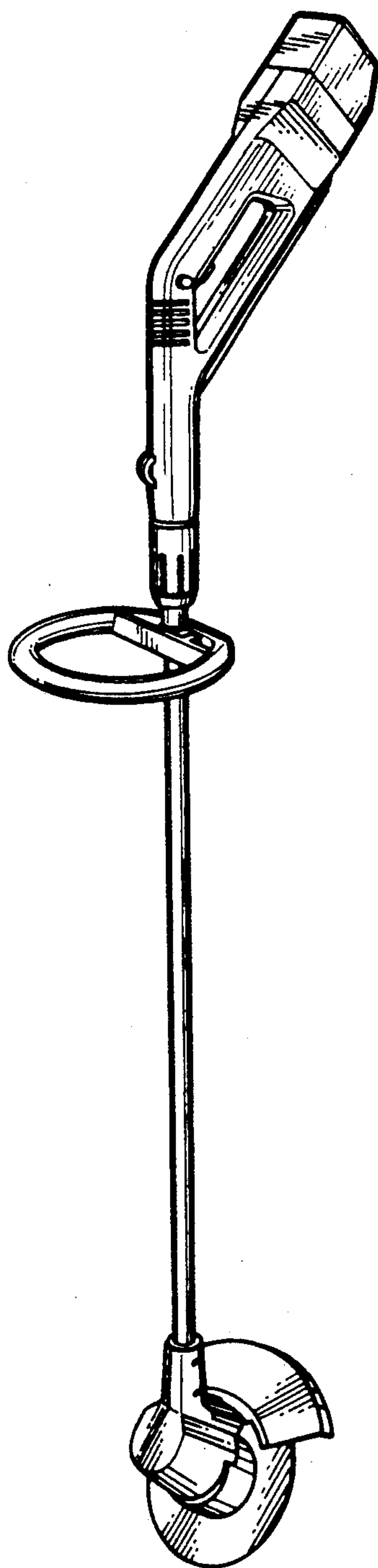


Fig.2

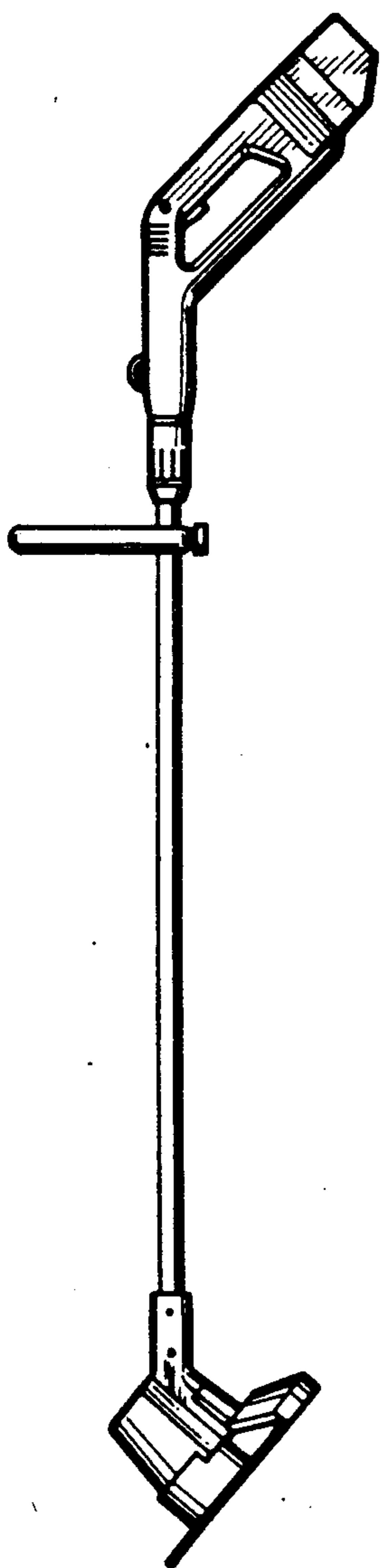


Fig.3

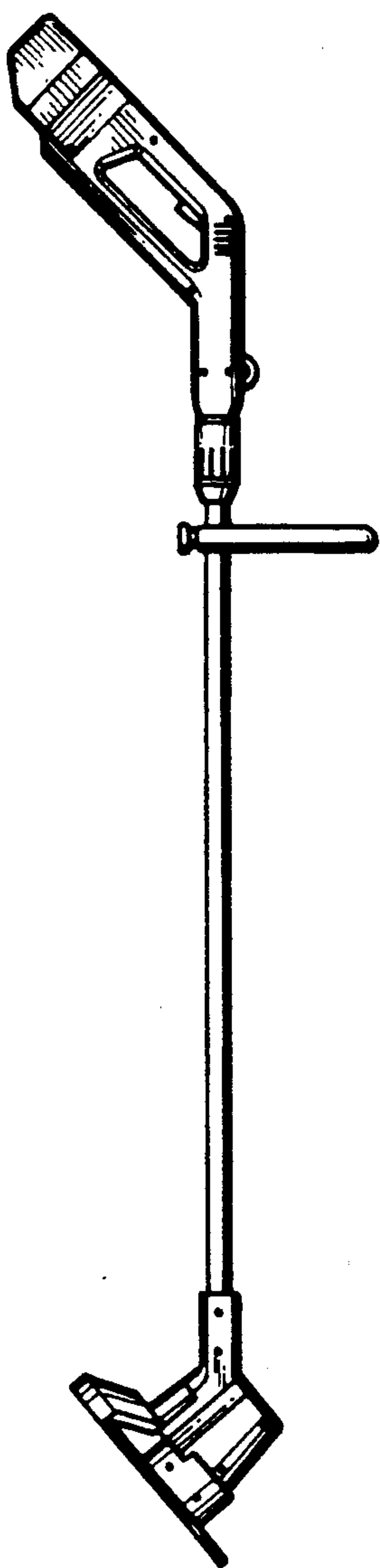


Fig.4




Fig.5




Fig.6

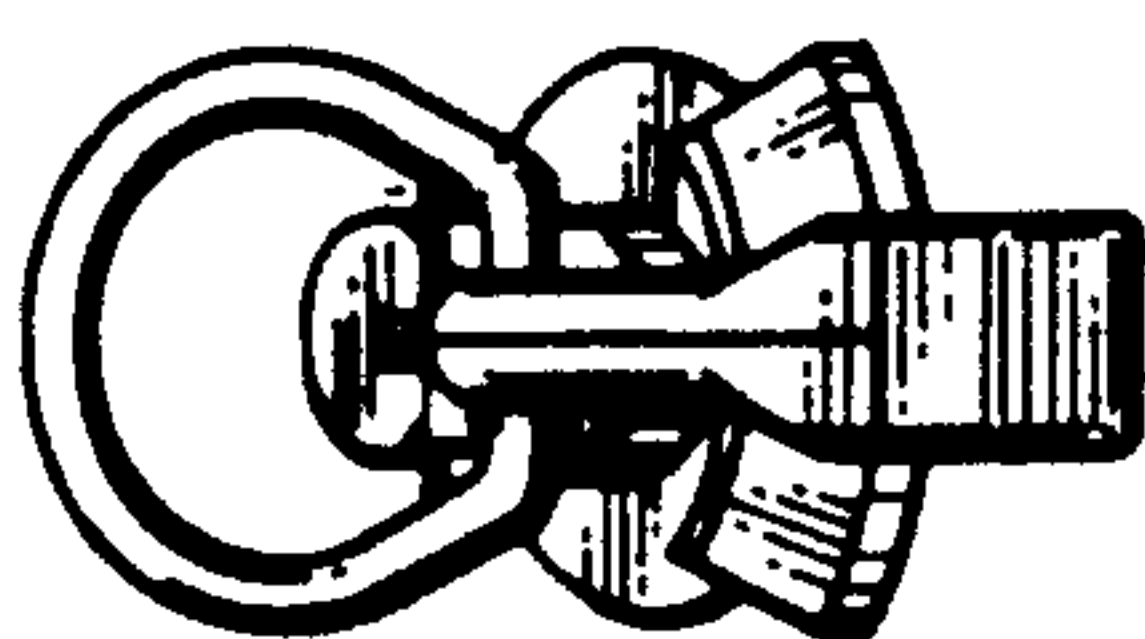


Fig.7

