

United States Patent [19]

Kaiser

[11] Patent Number: **Des. 317,848**

[45] Date of Patent: **** Jul. 2, 1991**

[54] **COMBINED TART AND PANCAKE MAKING TOOL**

[75] Inventor: **Ursula Kaiser, Riverside, Ill.**

[73] Assignee: **Kitchen Connection, Lyons, Ill.**

[**] Term: **14 Years**

[21] Appl. No.: **369,921**

[22] Filed: **Jun. 22, 1989**

[52] U.S. Cl. **D7/676; D21/148**

[58] Field of Search **D7/672, 673, 675, 676; D21/148; 30/314-316, 301; 425/298, 299**

[56] **References Cited**

U.S. PATENT DOCUMENTS

D. 306,949	4/1990	Gebhardt	D21/148 X
700,725	5/1902	Bone	30/301
824,445	6/1906	Scott	30/316
831,791	9/1906	Lima	30/130
883,898	4/1908	Moore	30/130
937,762	10/1909	Brightman	30/340
978,790	12/1910	Thomas	30/301
1,972,540	9/1934	Teate	30/340
2,077,014	4/1937	Samuel	30/301

2,214,475	9/1940	Napolillo	30/316
2,586,823	2/1952	Huhn	30/316
2,612,123	9/1952	Nord	30/301
2,876,714	3/1959	Brown	30/316

FOREIGN PATENT DOCUMENTS

35911	6/1886	Fed. Rep. of Germany	425/281
281047	12/1927	United Kingdom	30/340
509487	10/1937	United Kingdom	30/130

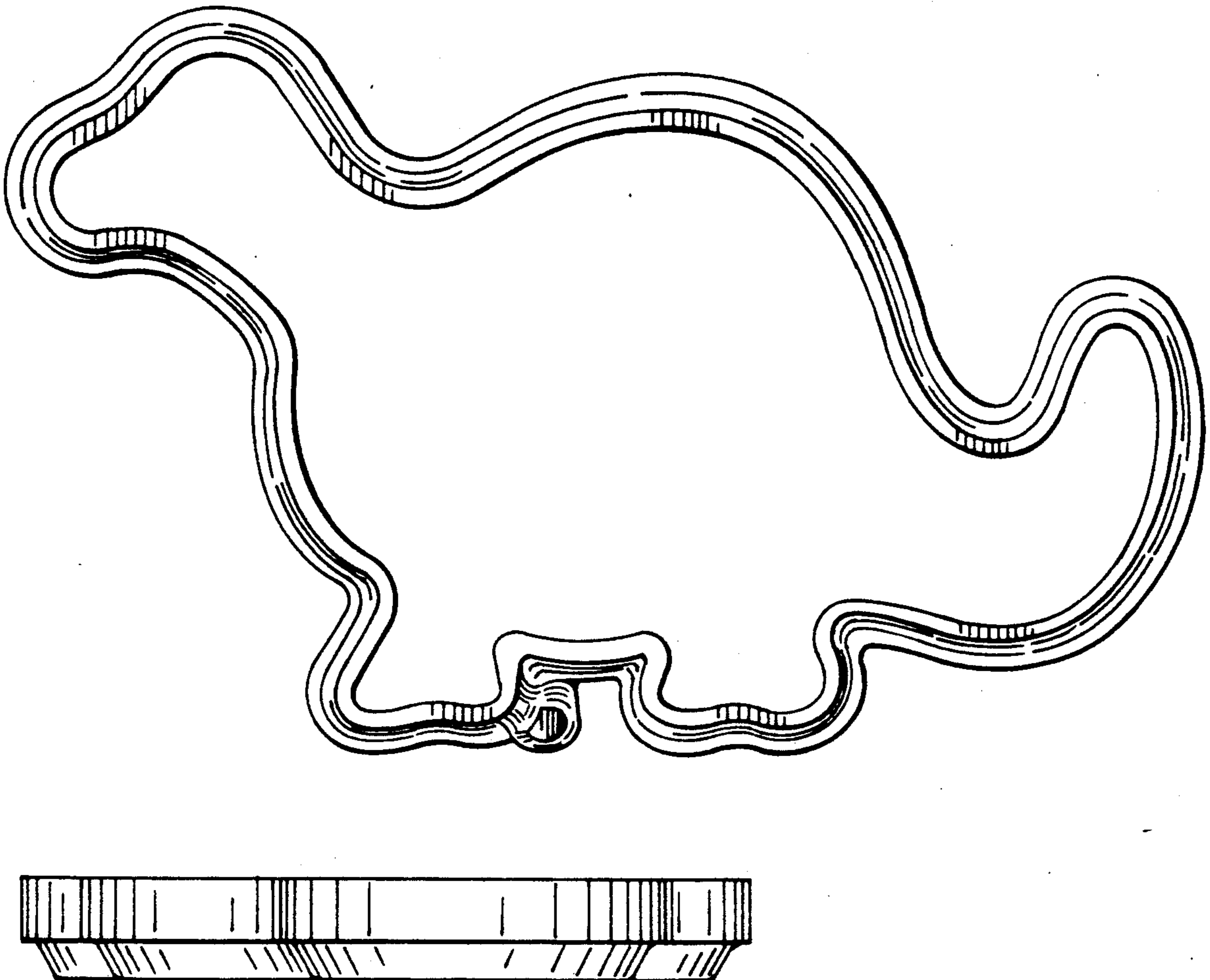
Primary Examiner—Bernard Ansher
Assistant Examiner—Terry A. Pfeffer
Attorney, Agent, or Firm—Patula & Associates

[57] CLAIM

The ornamental design for combined tart and pancake making tool, as shown.

DESCRIPTION

FIG. 1 is a top plan view of a combined tart and pancake making tool showing my new design;
FIG. 2 is a bottom plan view thereof;
FIG. 3 is a front elevational view thereof;
FIG. 4 is a rear elevational view thereof;
FIG. 5 is a right side elevational view thereof;
FIG. 6 is a left side elevational view thereof.



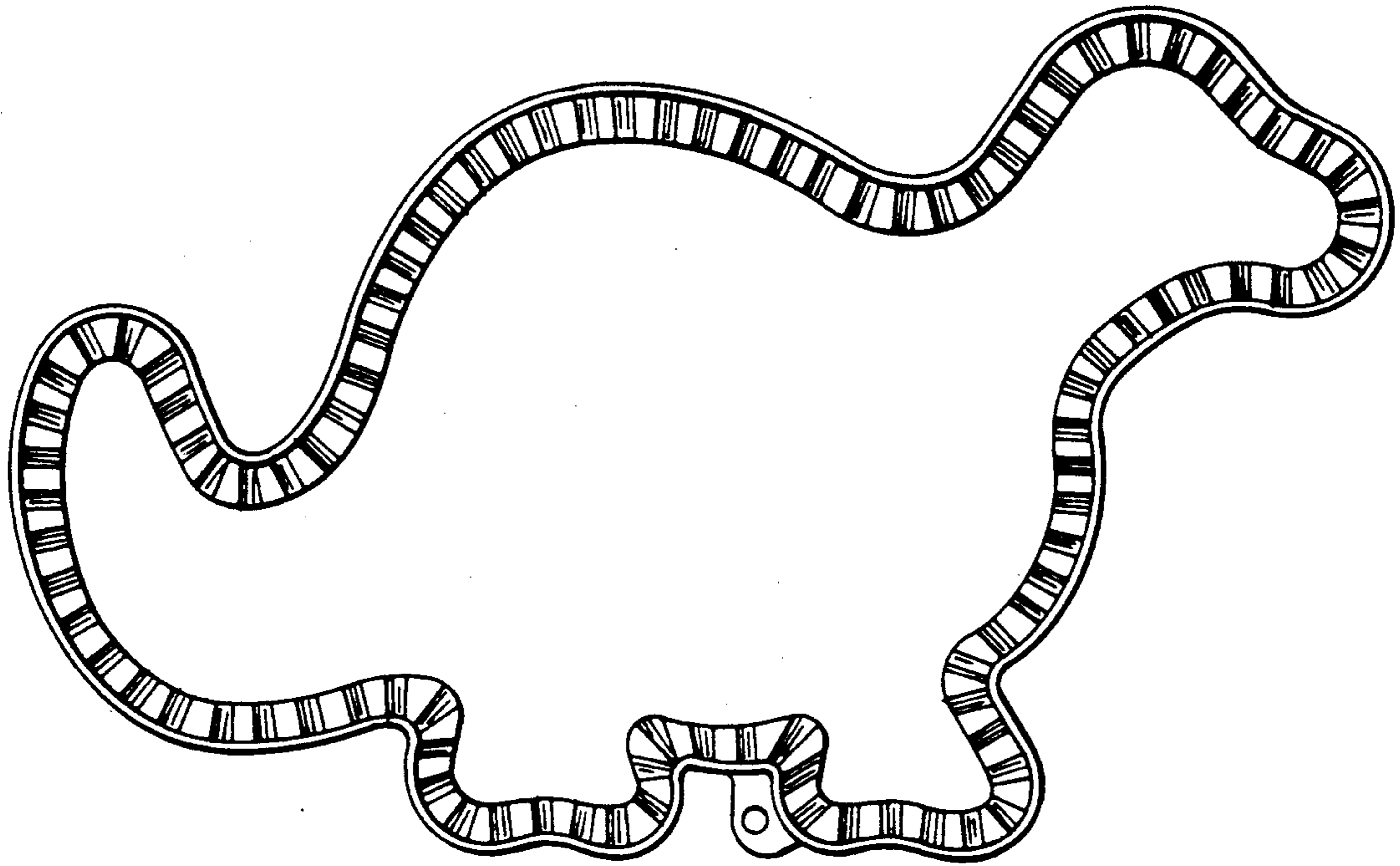


FIG. 1-2-

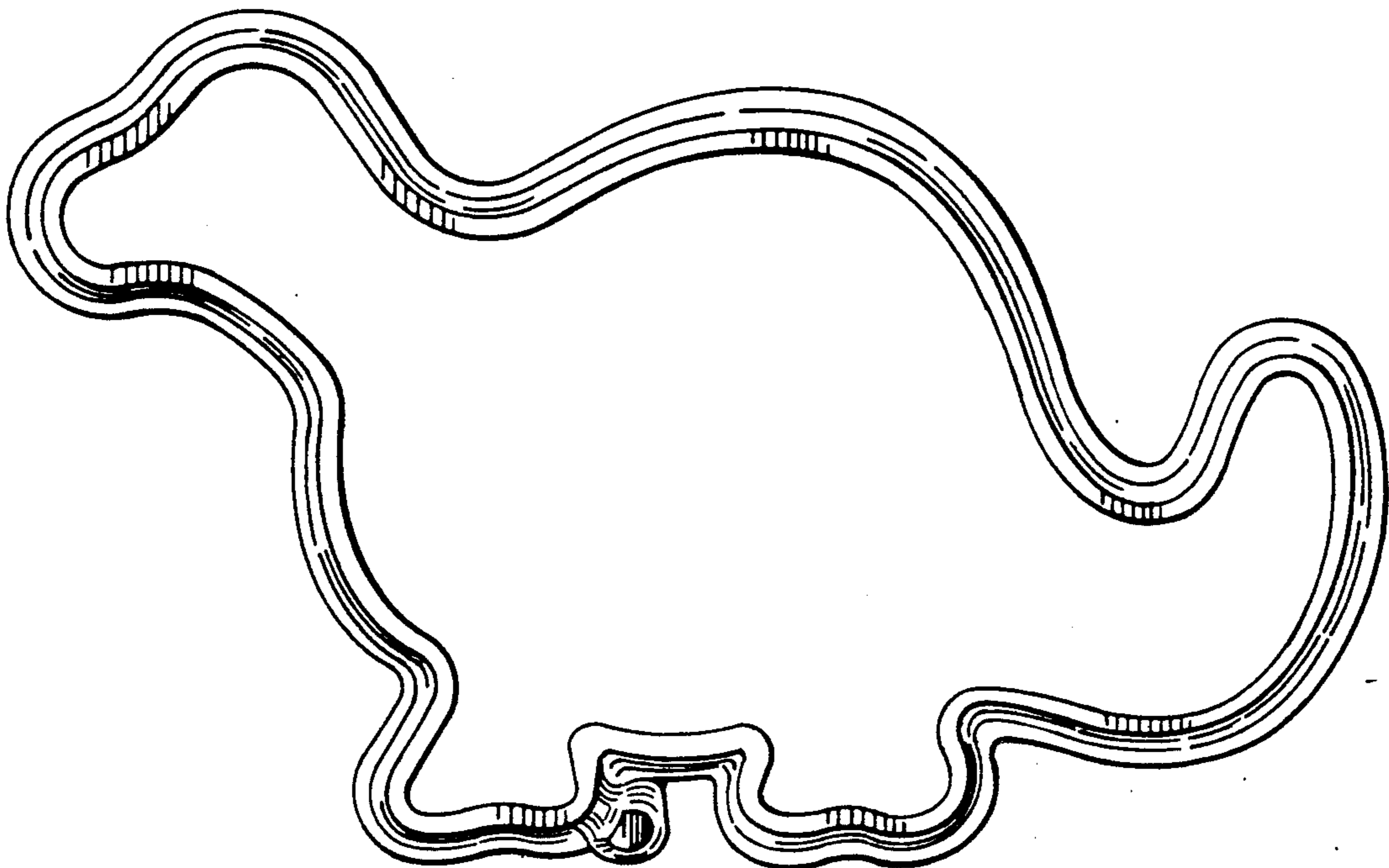


FIG. 3

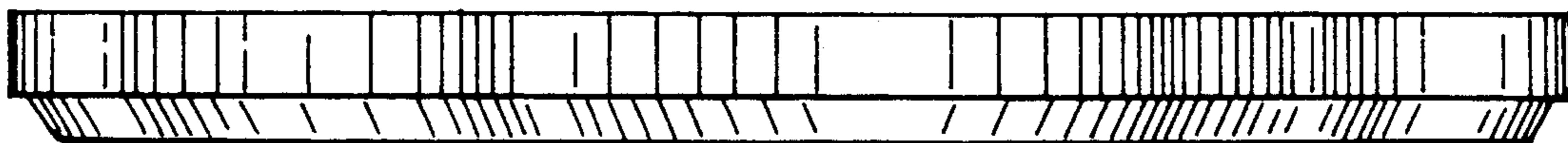


FIG. 4



FIG. 5



FIG. 6

