

[54] TREAD SURFACE AND PERIPHERY OF A FOOTWEAR UNIT SOLE

[75] Inventor: Arnold S. Austin, East Brookfield, Mass.

[73] Assignee: Quabaug Corporation, North Brookfield, Mass.

[**] Term: 14 Years

[21] Appl. No.: 312,249

[22] Filed: Feb. 21, 1989

[52] U.S. Cl. D2/320

[58] Field of Search D2/264, 265, 274, 308-314, D2/317-321; 36/25 R, 30 R, 32 R, 59 R, 59 C, 102-106, 112-116, 132, 136

[56] References Cited

U.S. PATENT DOCUMENTS

- D. 125,433 2/1941 Starner D2/320
- D. 267,288 12/1982 Davis D2/320

- D. 282,123 1/1986 Davis D2/320
- D. 288,027 2/1987 Tonkel D2/320
- D. 301,392 6/1989 Le D2/320

Primary Examiner—Louis S. Zarfes

[57] CLAIM

The ornamental design for a tread surface and periphery of a footwear unit sole, as shown and described.

DESCRIPTION

FIG. 1 is a bottom plan view of a tread surface and periphery of a footwear unit sole showing my new design;

FIG. 2 is a right side elevational view;

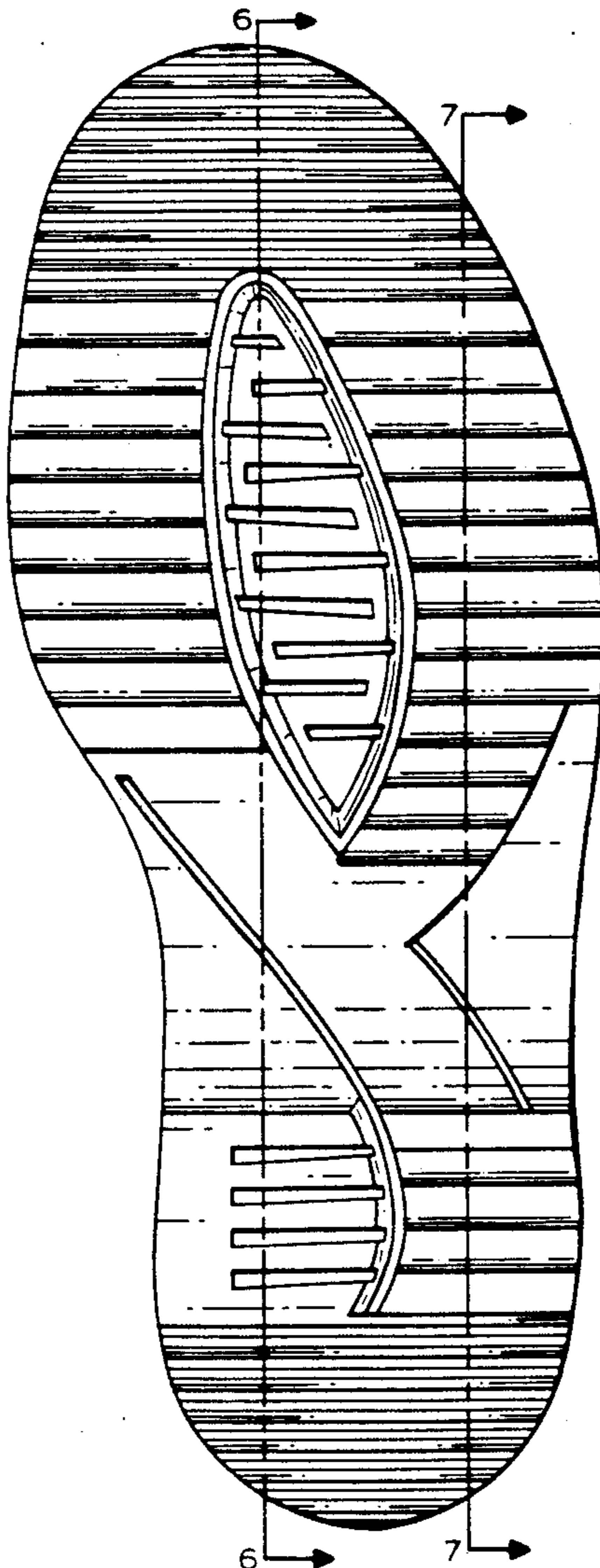
FIG. 3 is a left side elevational view;

FIG. 4 is a front edge elevational view;

FIG. 5 is a rear edge elevational view;

FIG. 6 is a cross-sectional view thereof taken on line 6-6 of FIG. 1; and

FIG. 7 is a cross-sectional view thereof taken on line 7-7 of FIG. 1.



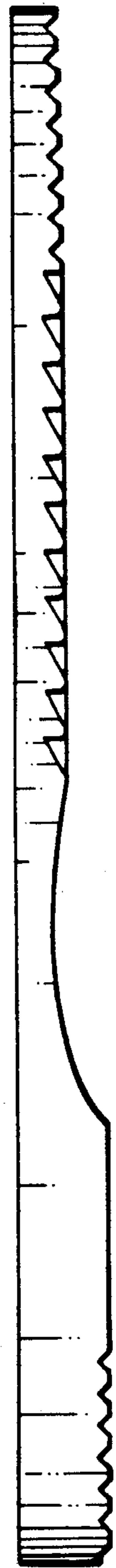


FIG. 2



FIG. 4

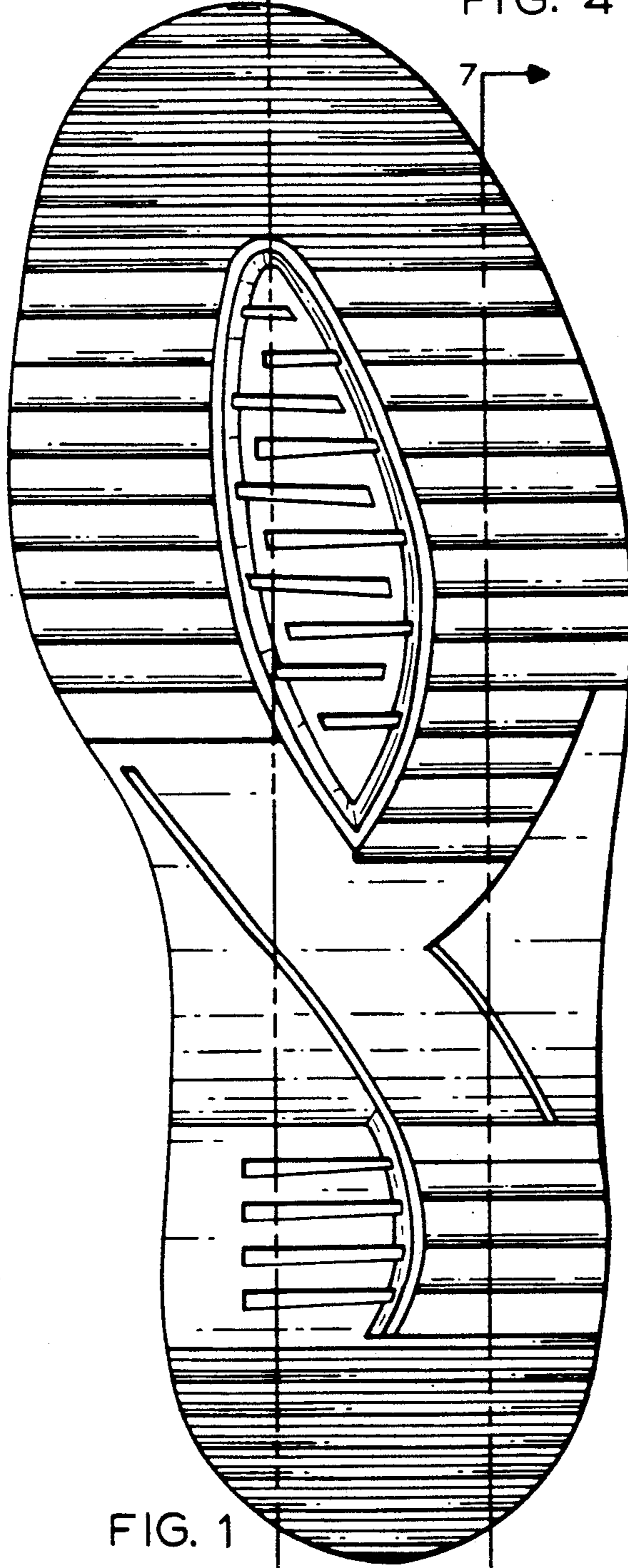


FIG. 1



FIG. 3

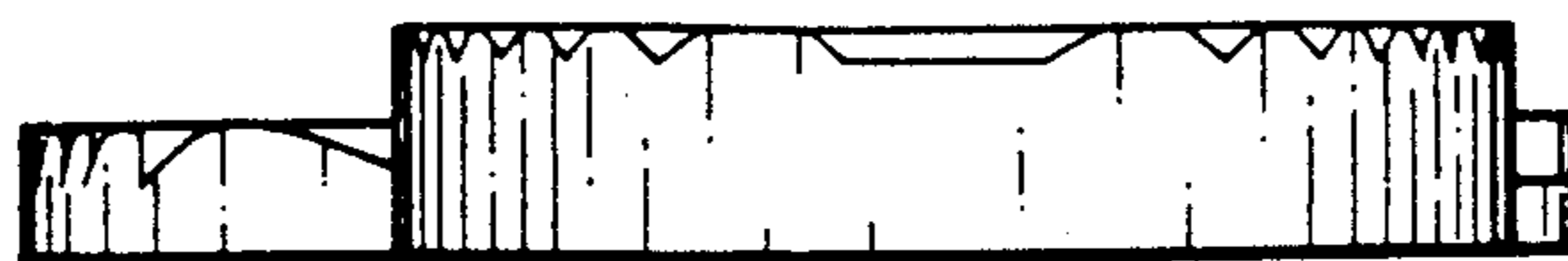


FIG. 5

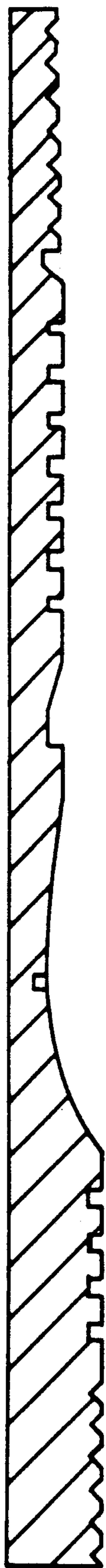


FIG. 6

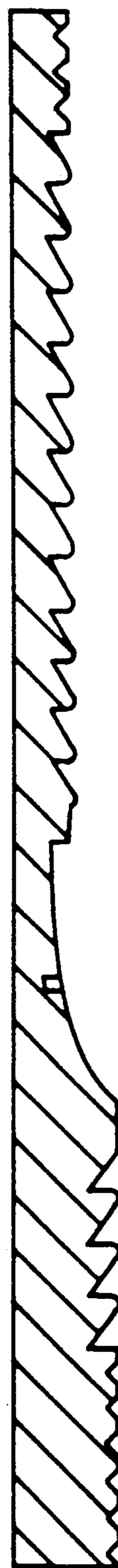


FIG. 7