

[54] SHOE UPPER

[75] Inventor: Bruce E. Rogers, Portland, Oreg.

[73] Assignees: Nike, Inc.; Nike International Ltd., both of Beaverton, Oreg.

[**] Term: 14 Years

[21] Appl. No.: 539,525

[22] Filed: Jun. 15, 1990

[52] U.S. Cl. D2/314; D2/312

[58] Field of Search D2/264, 265, 268, 269, D2/271, 272, 308-314; 36/11, 45, 83, 84, 89, 102-106, 112-116, 131, 132, 136

[56] References Cited

U.S. PATENT DOCUMENTS

D. 281,925	12/1985	Gamm	D2/275
D. 290,541	6/1987	O'Rourke	D2/310
D. 292,241	10/1987	Selbiger et al.	D2/314
D. 293,847	1/1988	Le et al.	D2/310 X
D. 295,578	5/1988	Tong	D2/314
D. 296,146	6/1988	McCrea	D2/314
D. 297,181	8/1988	Selbiger et al.	D2/314
D. 297,382	8/1988	Swett	D2/314
D. 304,389	11/1989	Miller	D2/314
D. 304,516	11/1989	Selbiger et al.	D2/314
D. 305,380	1/1990	Claveria	D2/314
D. 309,824	8/1990	Aveni et al.	D2/314
D. 311,092	10/1990	Hatfield	D2/314
4,776,111	10/1988	Crowley	36/89

OTHER PUBLICATIONS

Air Flight '90 Advertisement (published 5/1989).
Spring 1990 Nike Catalog, pp. 4, 6, 22, 24, 28, 30, 40, 56, 58, 60, 72, 76 (published 6/1989).
Fall 1989 Nike Catalog, pp. 8, 22, 24, 32, 40, 54, 56 (published 1/1989).
Spring 1989 Nike Catalog, pp. 30, 34, 80 (published 6/1988).
Fall 1987 Nike Catalog, p. 24 (published 1/1987).
Fall 1986 Nike Catalog, p. 24 (published 1/1986).

Primary Examiner—Louis S. Zarfes
Attorney, Agent, or Firm—Banner, Birch, McKie & Beckett


[57] CLAIM

The ornamental design for a shoe upper, as shown and described.

DESCRIPTION

FIG. 1 is a side elevational view of one side of a shoe upper showing my new design;
FIG. 2 is a side elevational view of the other side of the shoe upper shown in FIG. 1;
FIG. 3 is a front elevational view of the shoe upper shown in FIG. 1;
FIG. 4 is a rear elevational view of the shoe upper shown in FIG. 1; and
FIG. 5 is a top plan view of the shoe upper shown in FIG. 1.

The broken line showing of a shoe sole in FIGS. 1-4, including the cupped vertical sides of the sole, is for illustrative purposes only and forms no part of the claimed design.



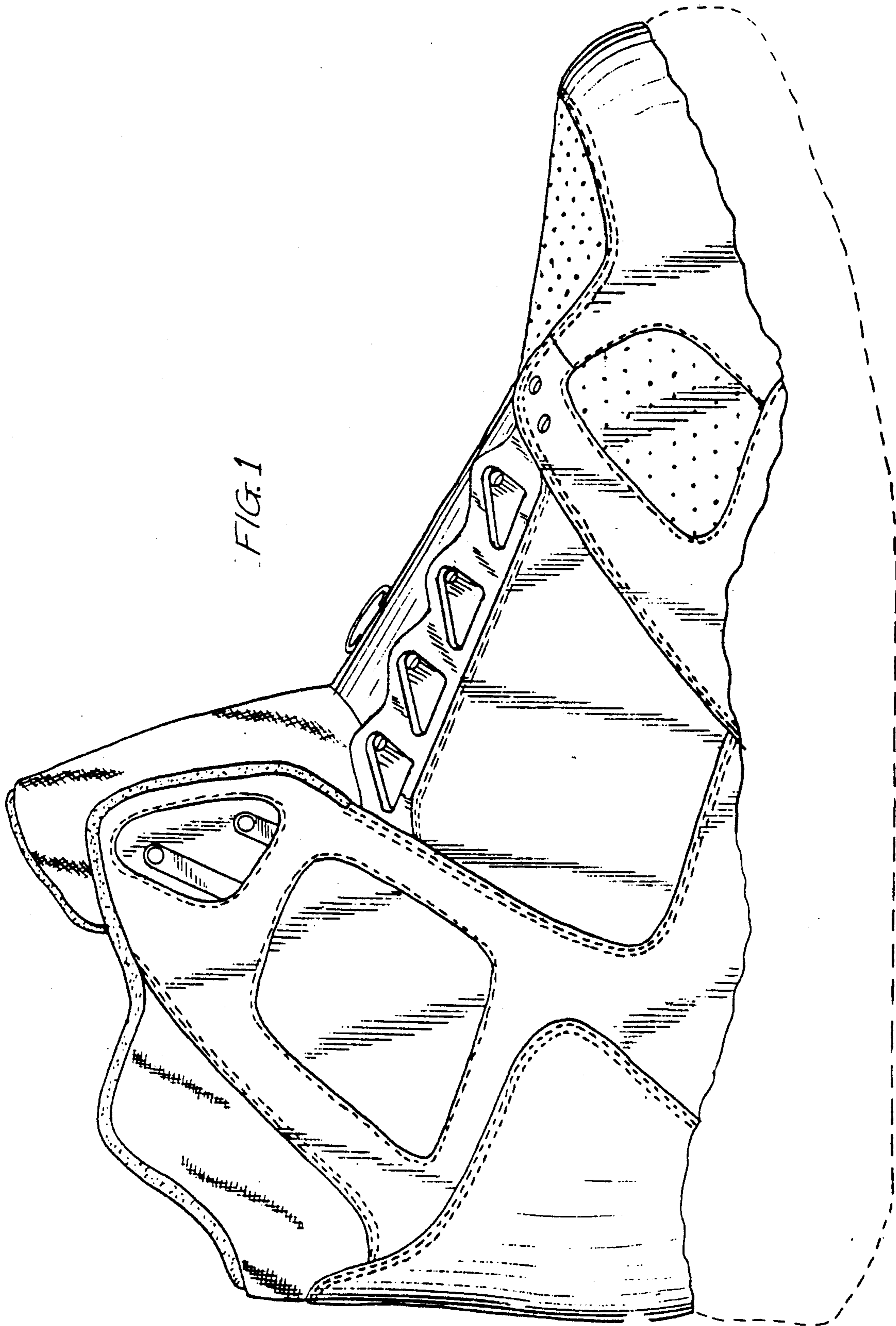


FIG. 1

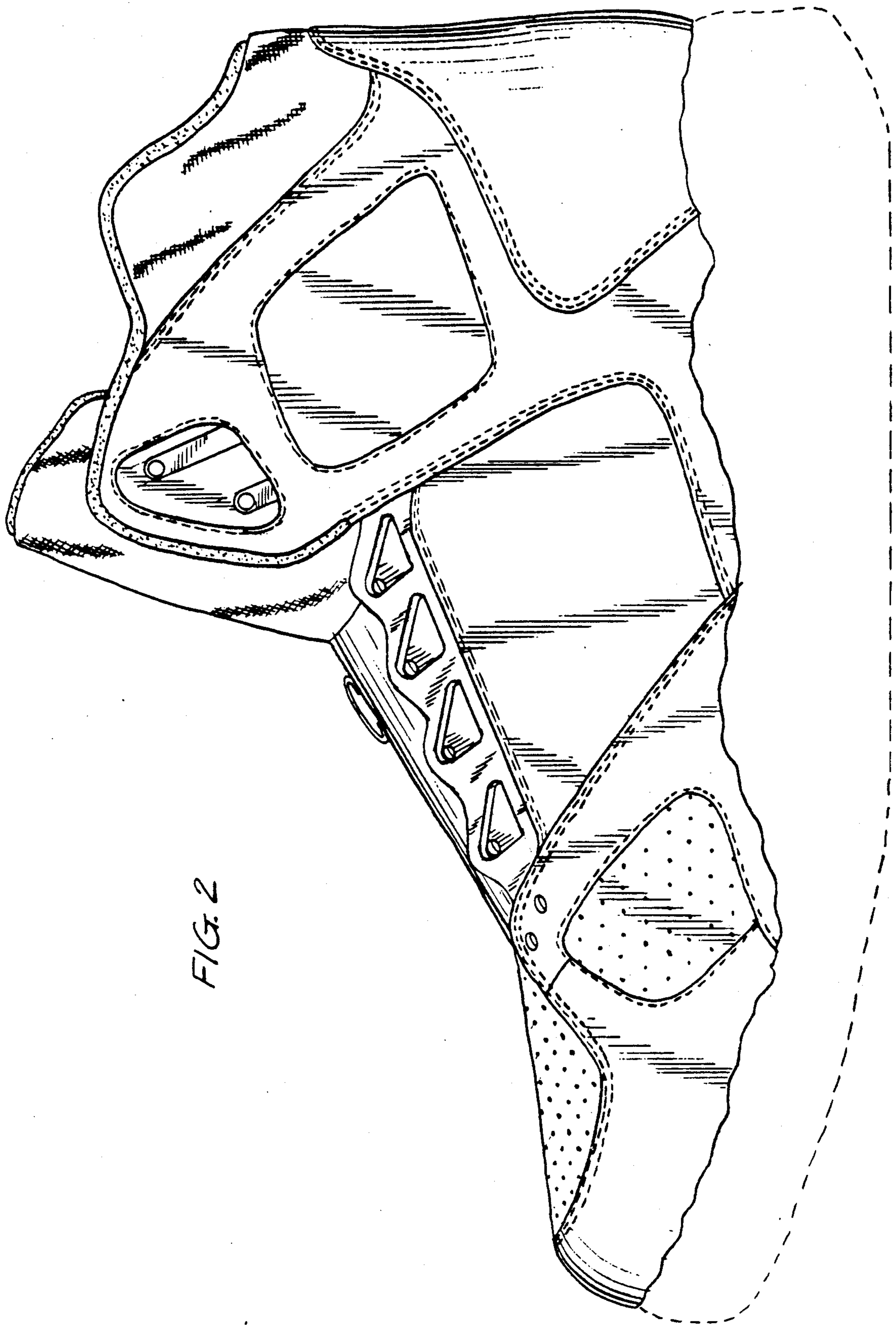


FIG. 2

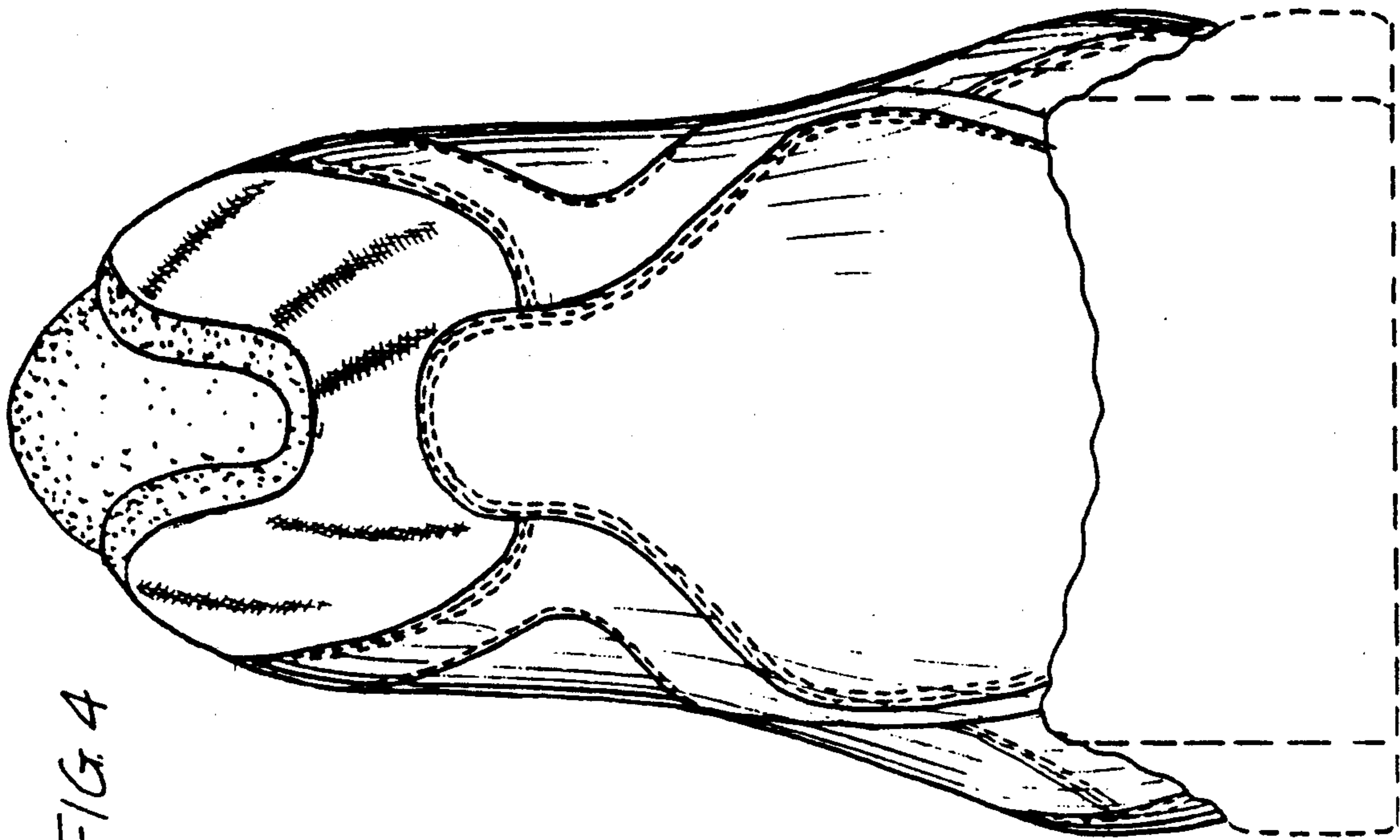
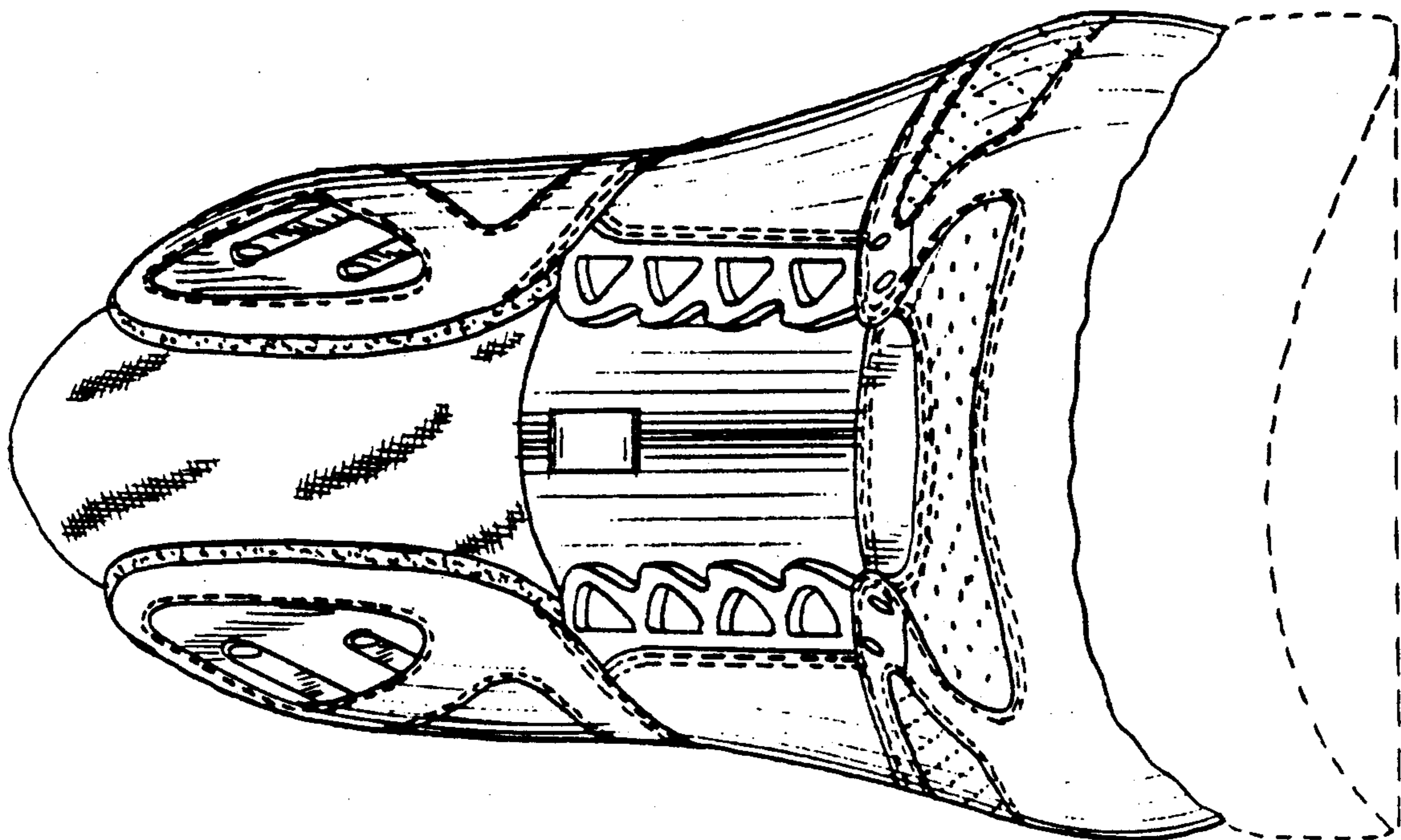


FIG. 4



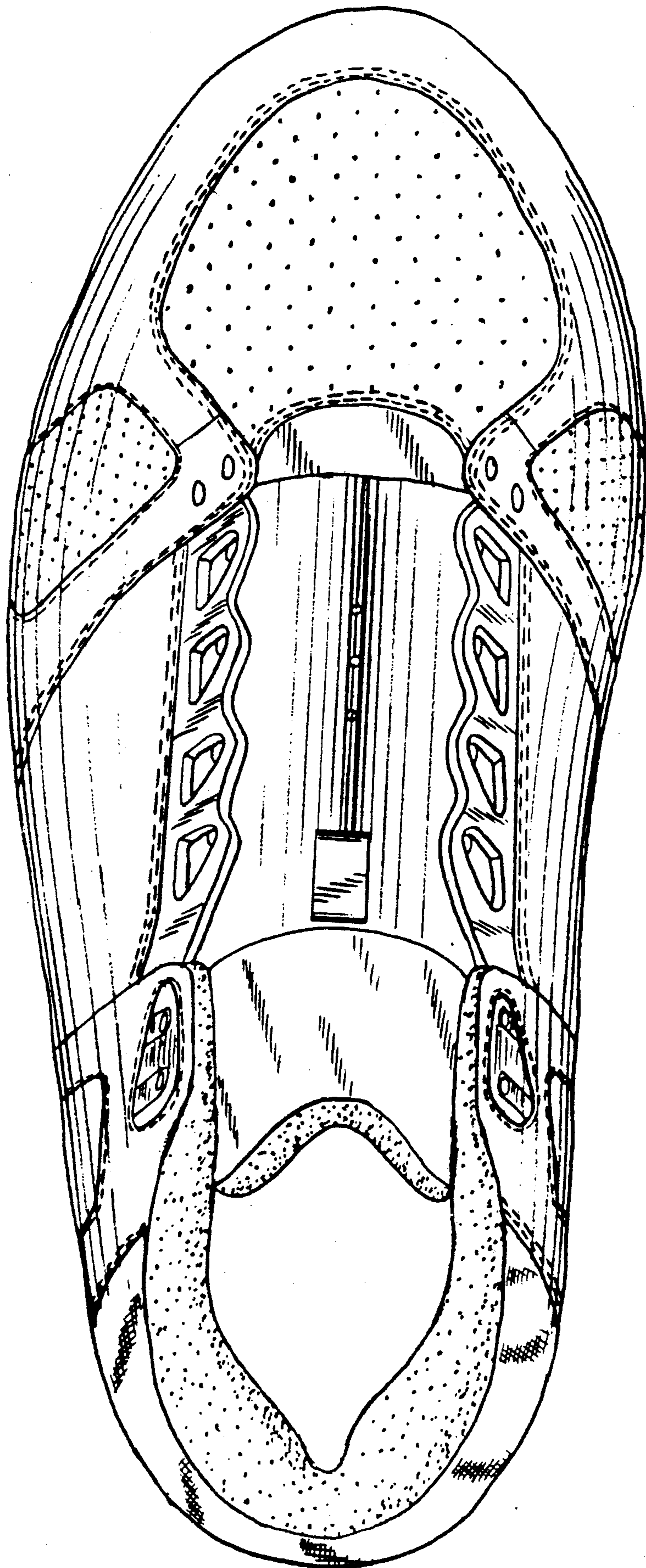


FIG. 5