

United States Patent [19]

Takahashi et al.

[11] Patent Number: **Des. 317,792**

[45] Date of Patent: **** Jun. 25, 1991**

[54] TOY HARMONICA

[75] Inventors: **Takehiko Takahashi; Yoshiyasu Ishii; Taira Hanashima**, all of Tokyo, Japan

[73] Assignee: **Combi Co., Ltd.**, Tokyo, Japan

[**] Term: **14 Years**

[21] Appl. No.: **390,258**

[22] Filed: **Aug. 7, 1989**

[30] **Foreign Application Priority Data**

Feb. 7, 1989 [JP] Japan 1-4023

[52] U.S. Cl. **D21/64**

[58] Field of Search D21/64, 65, 59; D17/12; 446/397, 408, 419; 84/DIG. 14

[56] **References Cited**

U.S. PATENT DOCUMENTS

D. 151,445	10/1948	Green	D21/64
D. 155,689	10/1949	Davis	D21/65
D. 247,688	4/1978	Nakao et al.	D21/64
D. 264,630	5/1982	Nakao et al.	D21/65
D. 269,885	7/1983	Nakao et al.	D21/65

Primary Examiner—Charles A. Rademaker
Attorney, Agent, or Firm—Sughrue, Mion, Zinn, Macpeak & Seas

[57] **CLAIM**

The ornamental design for a toy harmonica, as shown.

DESCRIPTION

FIG. 1 is a front, top and right side perspective view of a toy harmonica showing our new design; FIG. 2 is a front elevational view thereof; FIG. 3 is a right side elevational view thereof; FIG. 4 is a rear elevational view thereof; FIG. 5 is a left side elevational view thereof; FIG. 6 is a top plan view thereof; and FIG. 7 is a bottom plan view thereof.




FIG. 1




FIG. 2




FIG. 3

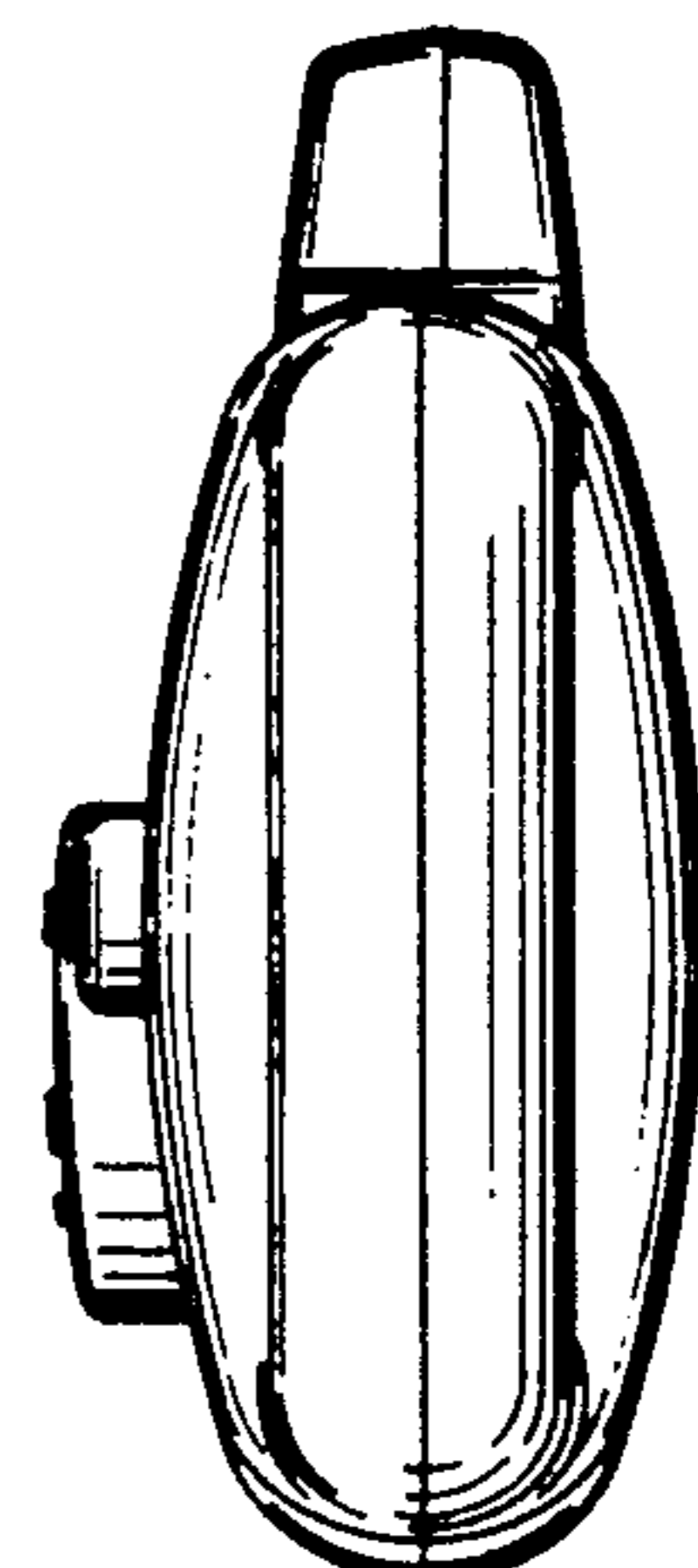


FIG. 4

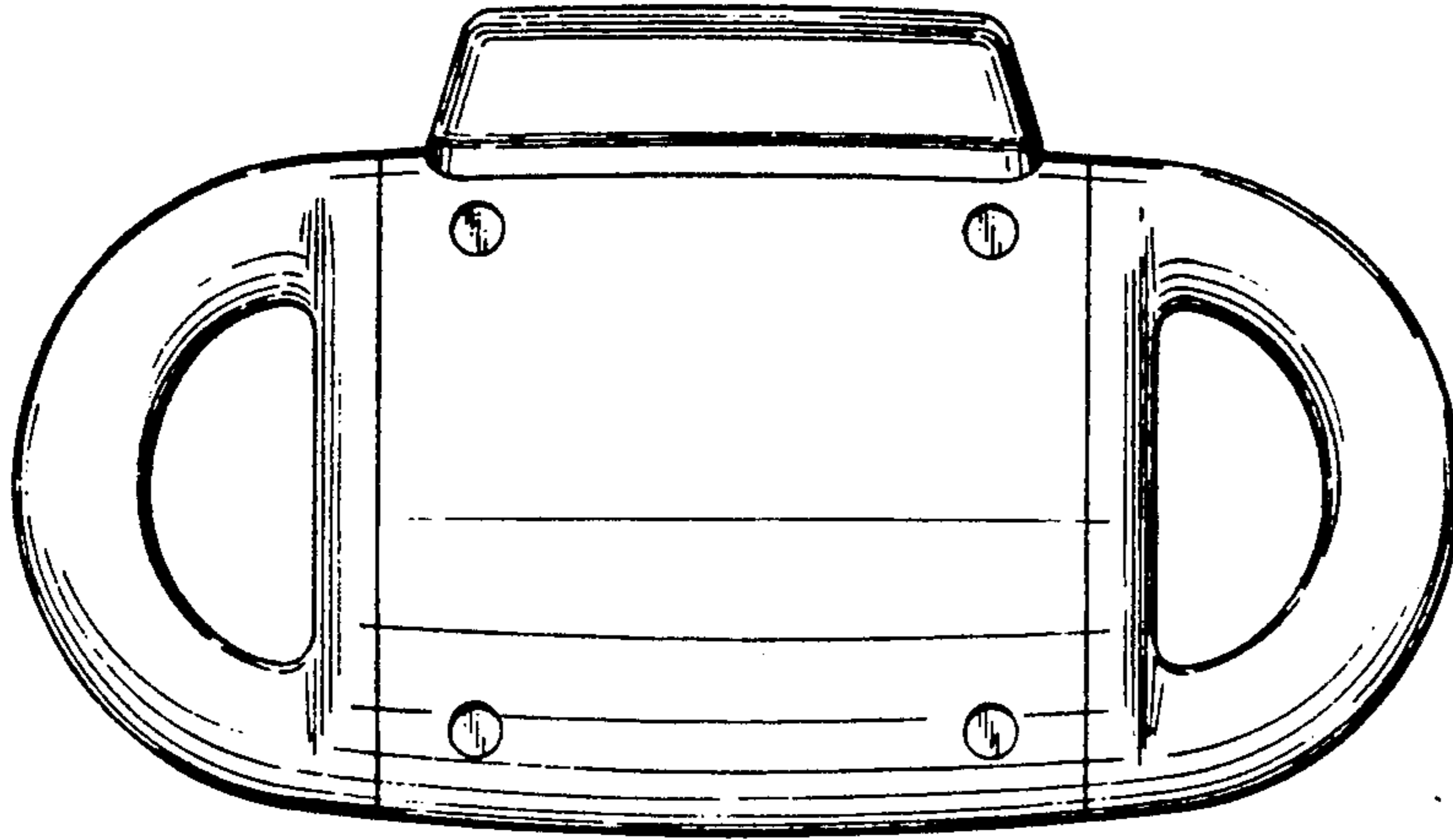


FIG. 5

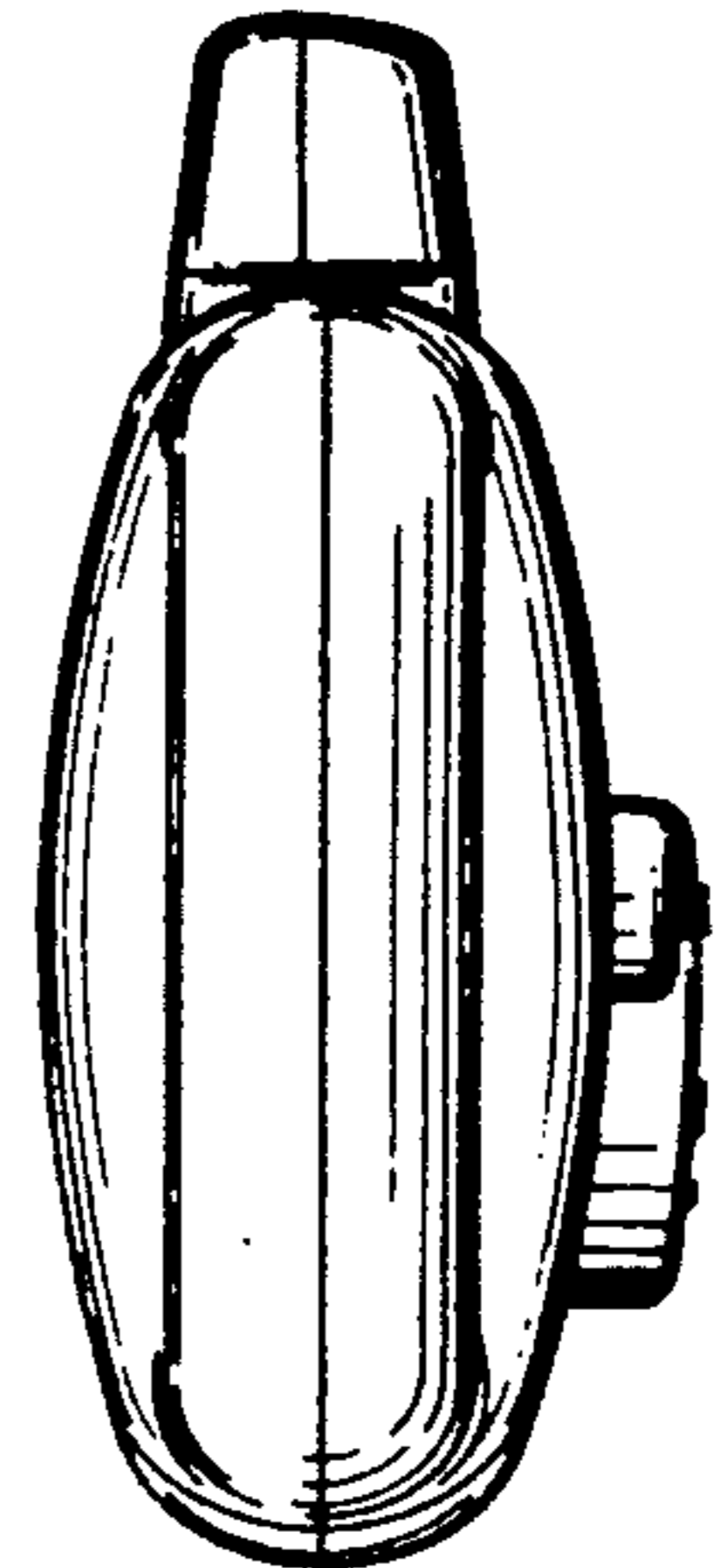


FIG. 6




FIG. 7

