

[54] ADVERTISING MACHINE

4,721,307 1/1988 Okada 273/143 R

[76] Inventors: Vincent A. La Mantia, P.O. Box 6406, Reno, Nev. 89513; Ernest W. Mullins, P.O. Box 21277, Reno, Nev. 89519

Primary Examiner—A. Hugo Word
Assistant Examiner—Paula Allen
Attorney, Agent, or Firm—Herbert C. Schulze

[**] Term: 14 Years

[57] CLAIM

The ornamental design for an advertising machine, as shown.

[21] Appl. No.: 222,103

DESCRIPTION

[22] Filed: Jul. 8, 1988

[52] U.S. Cl. D20/3

[58] Field of Search D20/1, 3, 29; D21/38; 273/143, 138; 194/291; D15/89; D6/432, 445, 447, 448; 40/606

FIG. 1 is a front perspective view of an advertising machine showing our new design; FIG. 2 is a right side elevational view thereof; FIG. 3 is a top plan view thereof; FIG. 4 is a bottom plan view thereof; FIG. 5 is a front elevational view thereof; FIG. 6 is a left side elevational view thereof; FIG. 7 is a rear elevational thereof; and FIG. 8 is an enlarged fragmentary perspective of the reel type advertising selector thereof. The broken line showing of the advertising messages on the circular reel is for illustrative purposes only and forms no part of the claimed design.

[56] References Cited

U.S. PATENT DOCUMENTS

- D. 90,357 7/1933 Bradbury D6/432
- D. 164,309 10/1950 McManus 273/143 R
- D. 272,164 1/1984 Heywood D21/38
- D. 272,254 1/1984 Heywood D21/38
- D. 278,069 3/1985 Wichinsky et al. D21/38




FIG. 1.




FIG. 3.

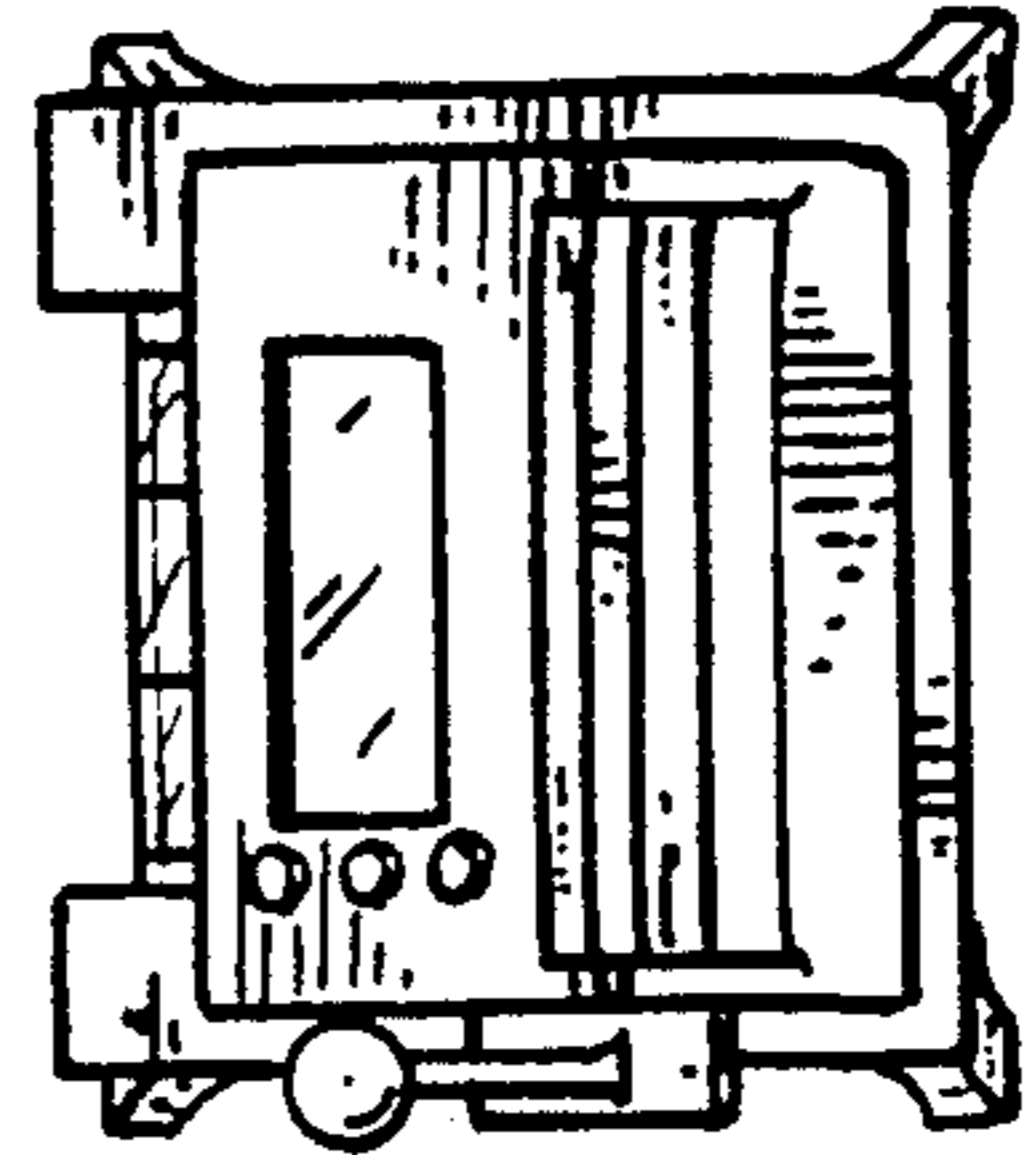


FIG. 2.

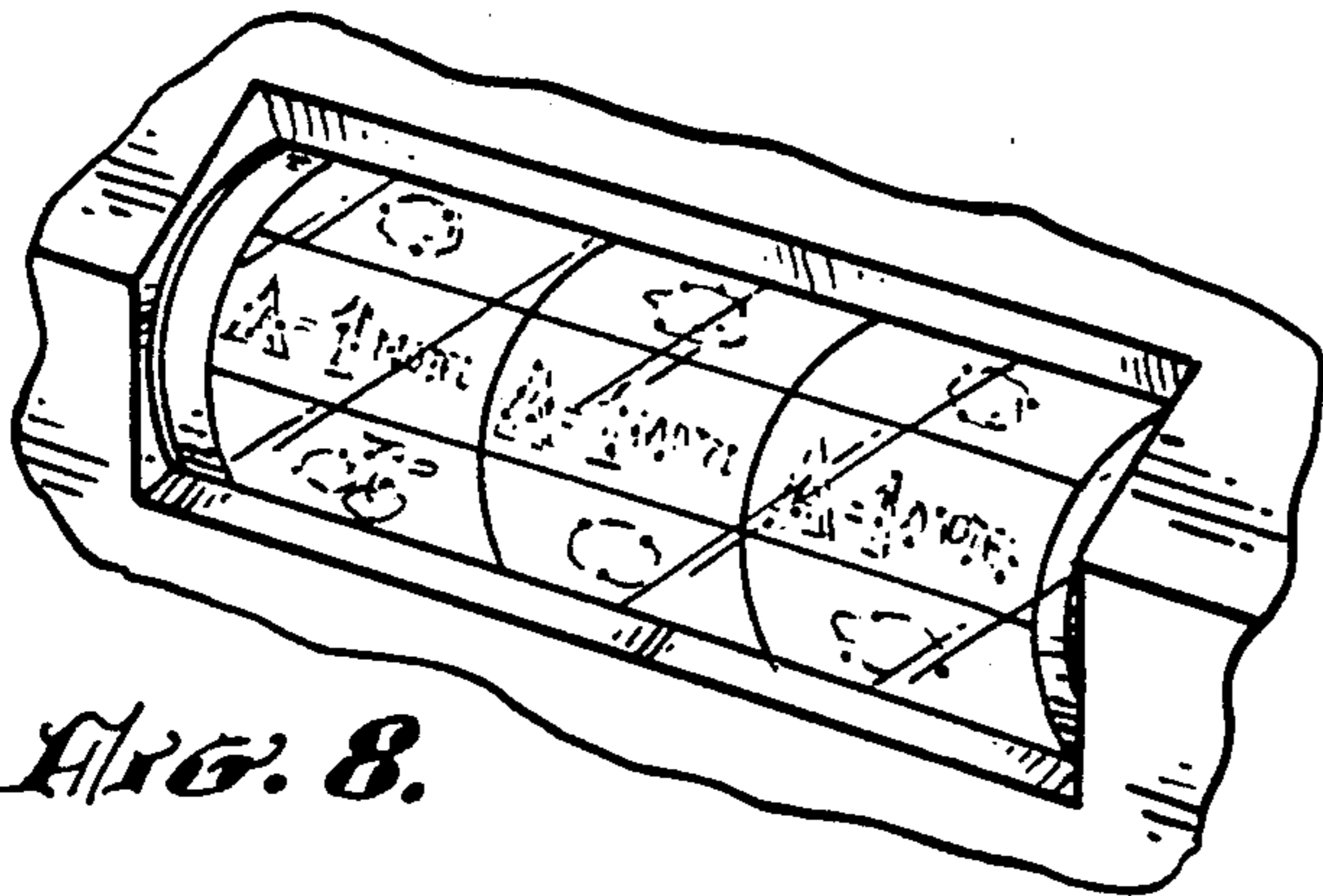



FIG. 8.

FIG. 4.

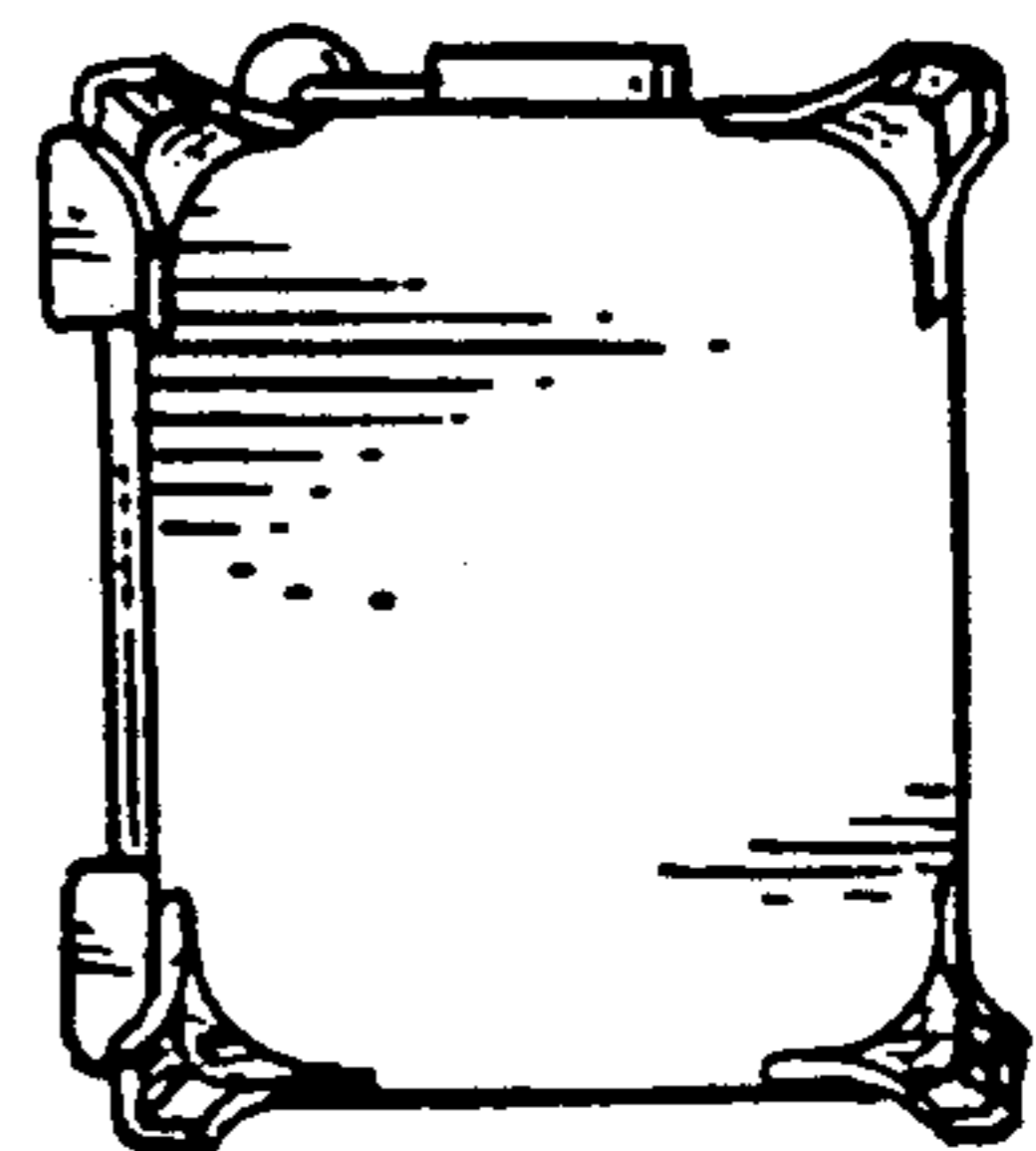


FIG. 7.

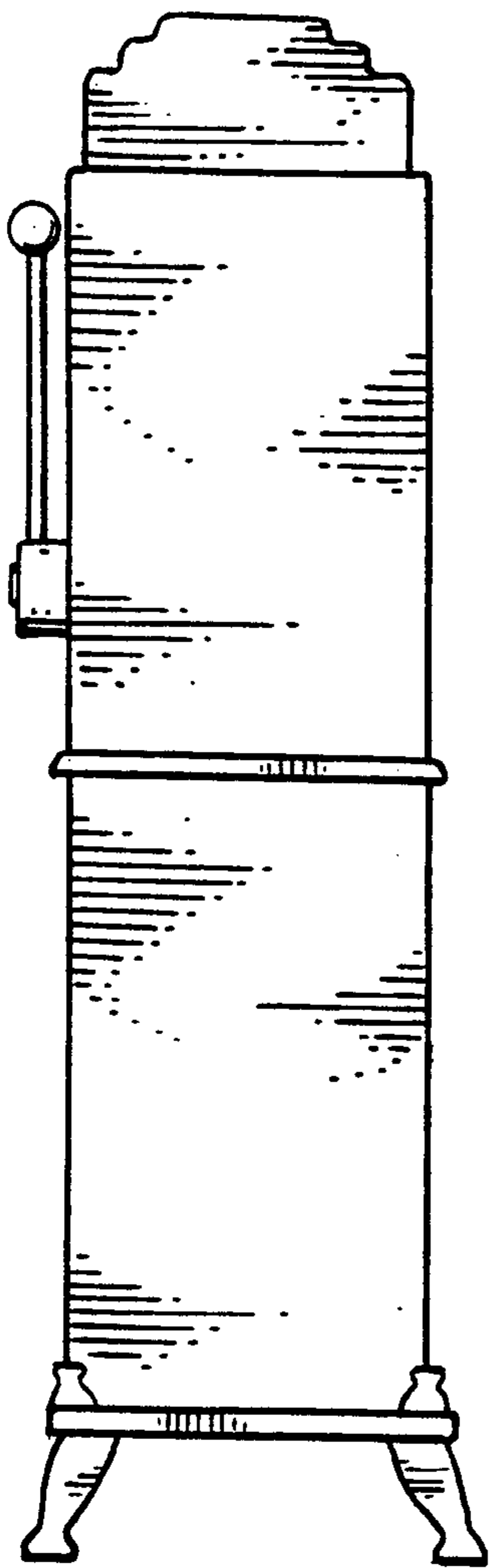


FIG. 5.




FIG. 6.

