

# United States Patent [19]

Esslinger

[11] Patent Number: **Des. 317,760**

[45] Date of Patent: **\*\* Jun. 25, 1991**

[54] **COMPUTER MONITOR STAND**

[75] Inventor: **Hartmut Esslinger, Los Gatos, Calif.**

[73] Assignee: **NeXT Computer, Inc., Redwood City, Calif.**

[\*\*] Term: **14 Years**

[21] Appl. No.: **214,143**

[22] Filed: **Jun. 30, 1988**

[52] U.S. Cl. .... **D14/114; D18/23**

[58] Field of Search ..... **D14/103, 114; D18/23; D6/429-431, 420, 474, 484; 248/174, 176, 676**

[56] **References Cited**

**U.S. PATENT DOCUMENTS**

- |            |        |                         |         |
|------------|--------|-------------------------|---------|
| D. 277,673 | 2/1985 | Dresselhaus et al. .... | D14/106 |
| D. 285,687 | 9/1986 | Manock et al. ....      | D14/106 |
| D. 285,688 | 9/1986 | Manock et al. ....      | D14/106 |
| D. 290,706 | 7/1987 | Peart et al. ....       | D14/114 |

- |            |         |                   |         |
|------------|---------|-------------------|---------|
| D. 292,416 | 10/1987 | Clark .....       | D18/23  |
| D. 300,147 | 3/1989  | Meyer et al. .... | D18/23  |
| 4,722,506  | 2/1988  | Chang .....       | 248/676 |


*Primary Examiner*—Carmen H. Vales-Lado  
*Attorney, Agent, or Firm*—Robert R. Jackson; Laurence S. Rogers; Doreen F. Shulman

[57] **CLAIM**

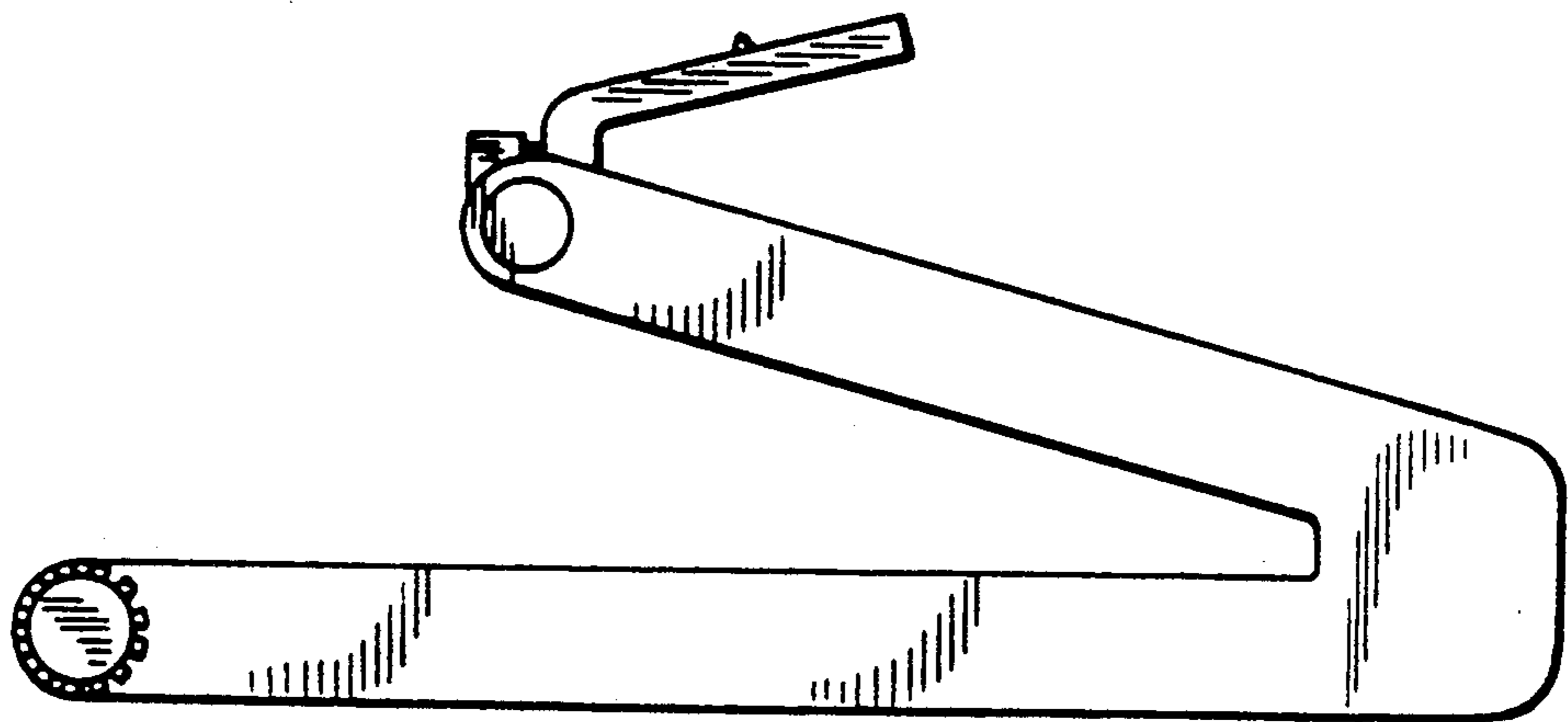

The ornamental design for a computer monitor stand, as shown and described.

**DESCRIPTION**

FIG. 1 is a top, left, front perspective view of a computer monitor stand showing my new design; FIG. 2 is a right side elevational view thereof, the left side being a mirror image; FIG. 3 is a top plan view thereof; FIG. 4 is a front elevational view thereof; FIG. 5 is a rear elevational view thereof; and FIG. 6 is a bottom plan view thereof.



*FIG. 1*



*FIG. 2*

FIG. 3

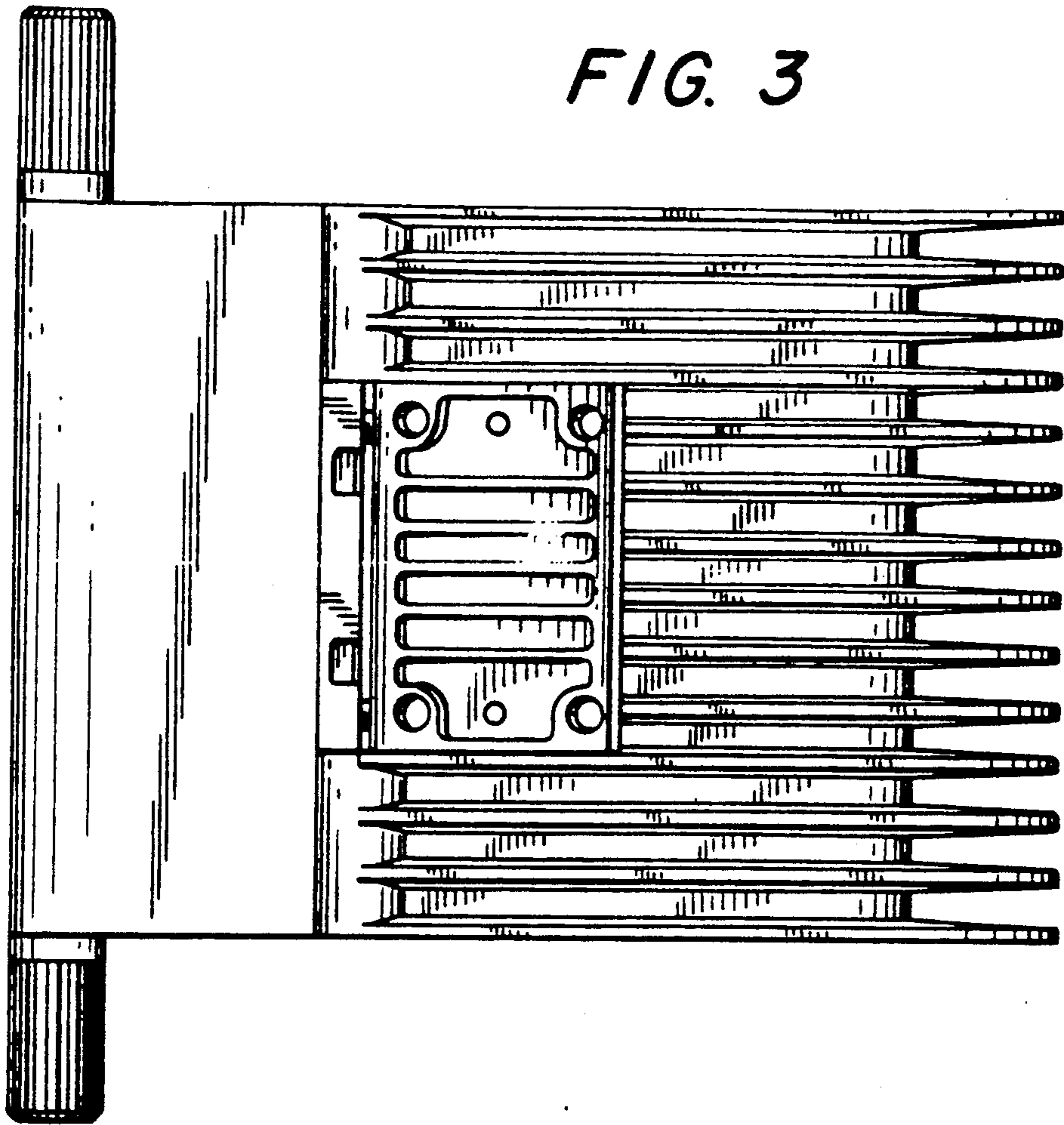


FIG. 4




FIG. 5

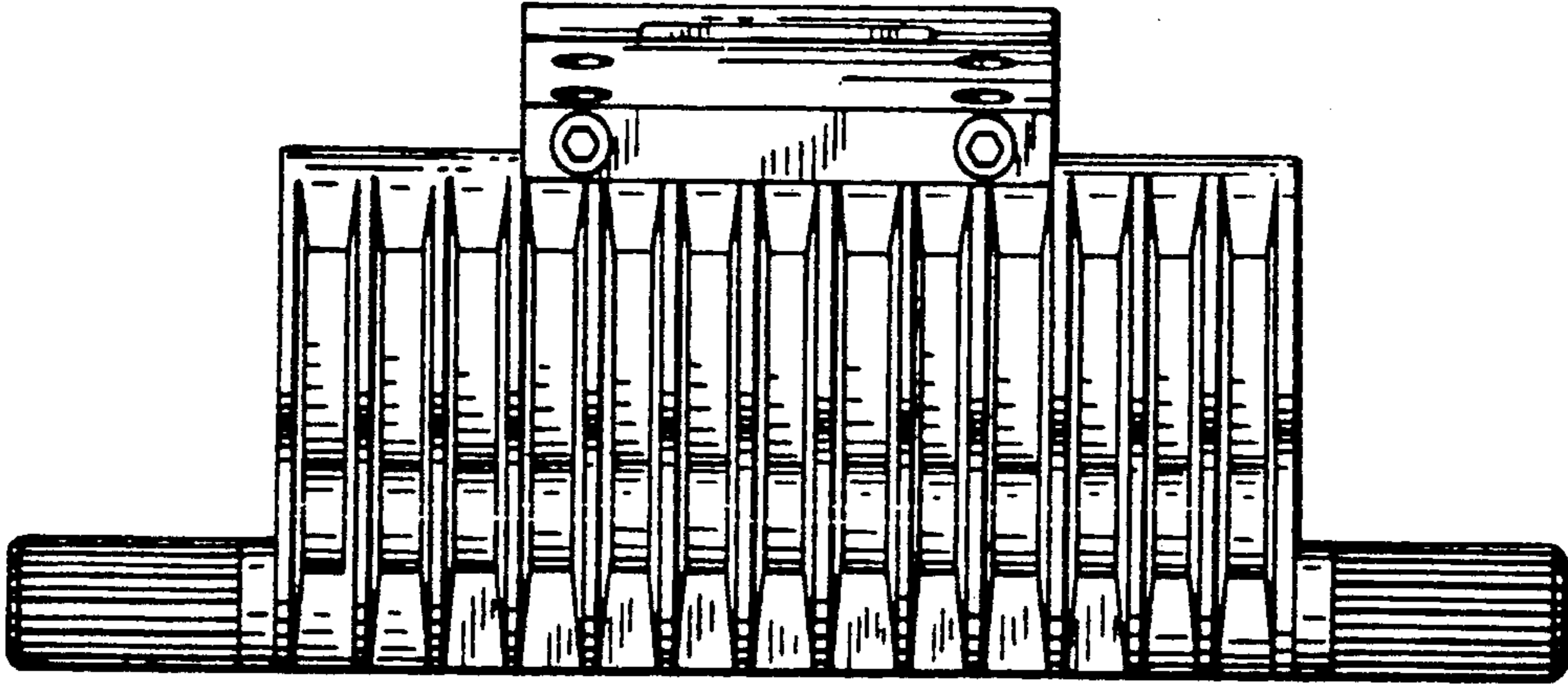


FIG. 6

