

[54] AUTOMOBILE TIRE

[75] Inventor: Yutaka Kuroda, Hyogo, Japan

[73] Assignee: Sumitomo Rubber Industries, Ltd., Hyogo, Japan

[*] Notice: The portion of the term of this patent subsequent to Oct. 16, 2007 has been disclaimed.

[**] Term: 14 Years

[21] Appl. No.: 160,089

[22] Filed: Feb. 25, 1988

[30] Foreign Application Priority Data

Aug. 29, 1987 [JP] Japan 62-35364

[52] U.S. Cl. D12/147

[58] Field of Search D12/145-151; 152/209 R, 209 B, 209 D

[56] References Cited

U.S. PATENT DOCUMENTS

- D. 261,498 10/1981 Baus D12/148
- D. 290,826 7/1987 Nakaseko D12/147
- D. 294,812 3/1988 Takeuchi D12/141
- D. 294,930 3/1988 Slagh D12/147
- D. 301,857 6/1989 Clunk et al. D12/147

OTHER PUBLICATIONS

1987 Tread Design Guide, ©1/87, p. 68, Sigma Grand

Sport SE 70 tire & Sigma Grand Spirit Radial HRX Tire, bottom center of page.

1987 Tread Design Guide, ©1/87, p. 78, Uniroyal Tiger Paw II Tire, second row down from top, second tire in from left side of page.

1987 Tread Design Guide, ©1/87, p. 198, Star Super Cross Bar D-T Radial Tire, top left side of page & Sumimoto ST808M Tire, third row down from top & second tire in from left of page.

1987 Tread Design Guide, ©1/87, p. 264, Bandage Brawny Lug Light Tire & Brawny Lug Mile DGE R Sipes Tire, top center of page.

Primary Examiner—James M. Gandy
Attorney, Agent, or Firm—Birch, Stewart, Kolasch & Birch

[57] CLAIM

The ornamental design for an automobile tire, as shown and described.

DESCRIPTION

FIG. 1 is a perspective view of an automobile tire showing my new design it being understood that the tread pattern is repeated uniformly throughout the circumference of the tire and the opposite side is the same as that shown;

FIG. 2 is a front elevational view thereof; and FIG. 3 is a side elevational view thereof.




FIG. 1




FIG. 2

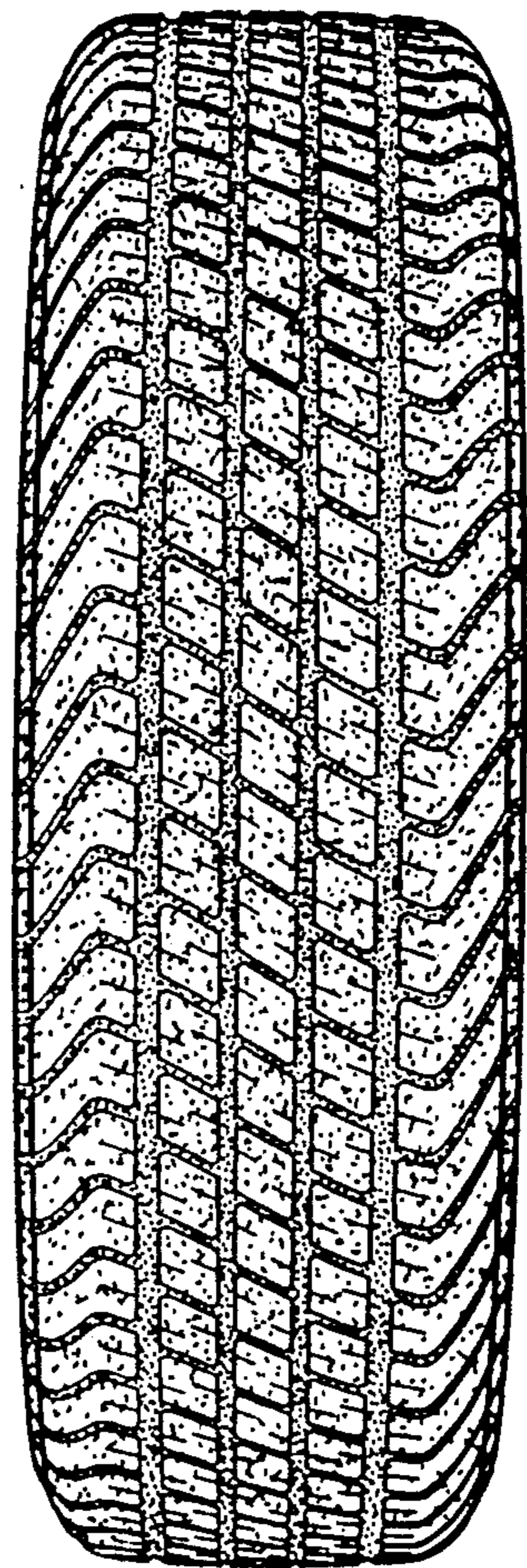


FIG. 3

