

[54] **AUTOMOBILE TIRE**

[75] **Inventor: Tetsuhiro Fukumoto, Hyogo, Japan**

[73] **Assignee: Sumitomo Rubber Industries, Ltd., Hyogo, Japan**

[\*\*] **Term: 14 Years**

[21] **Appl. No.: 284,445**

[22] **Filed: Dec. 14, 1988**

[30] **Foreign Application Priority Data**

Jun. 15, 1988 [JP] Japan ..... 63-23740

[52] **U.S. Cl. .... D12/143**

[58] **Field of Search .... D12/141-143, D12/146-148; 152/209 R, 209 D**

[56] **References Cited**

**U.S. PATENT DOCUMENTS**

D. 287,953 1/1987 Takeuchi ..... D12/146

D. 294,812 3/1988 Takeuchi ..... D12/141

**OTHER PUBLICATIONS**

1987 Tread Design Guide, p. 156, Yokohama Super

Van Y356 Tire, second row down from top, right side of page.

1987 Tread Design Guide, p. 198, Sumitomo ST616 Tire, second tire in from bottom left side of page.

1988 Tread Design Guide, A Bennett Garfield Publication, p. 155, Yokohama Super Steel Y798R Tire.

*Primary Examiner*—James M. Gandy

*Attorney, Agent, or Firm*—Birch, Stewart, Kolasch & Birch

[57] **CLAIM**

The ornamental design for an automobile tire, as shown and described.


**DESCRIPTION**

FIG. 1 is a perspective view of an automobile tire showing my new design, it being understood that the tread pattern is repeated uniformly throughout the circumference of the tire and the opposite side is the same as that shown;

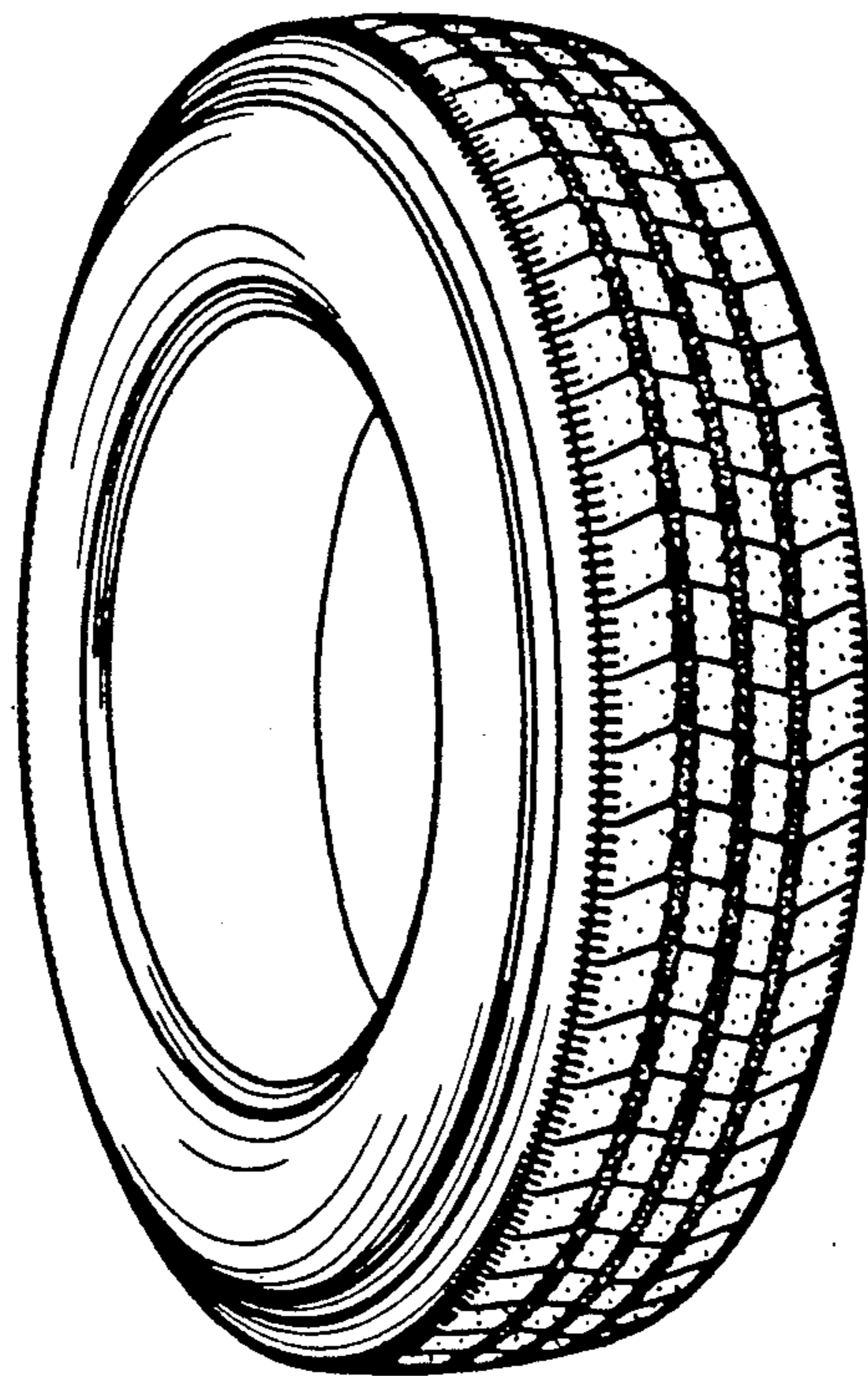
FIG. 2 is a front elevational view thereof;

FIG. 3 is a side elevational view of one side thereof; and

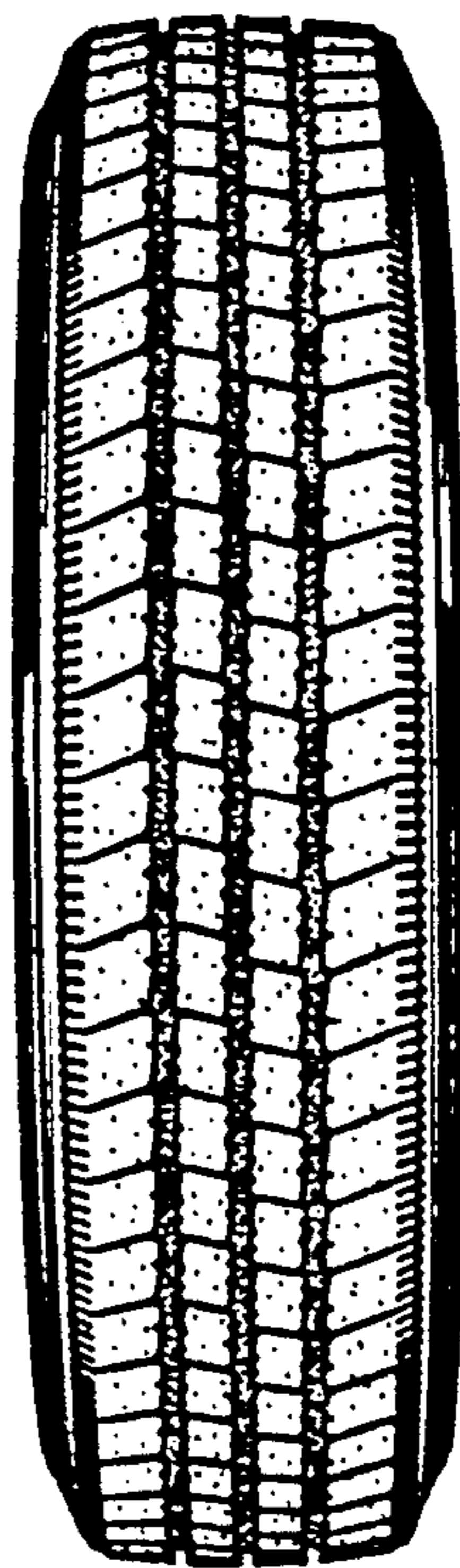
FIG. 4 is an enlarged fragmentary front elevational view thereof.



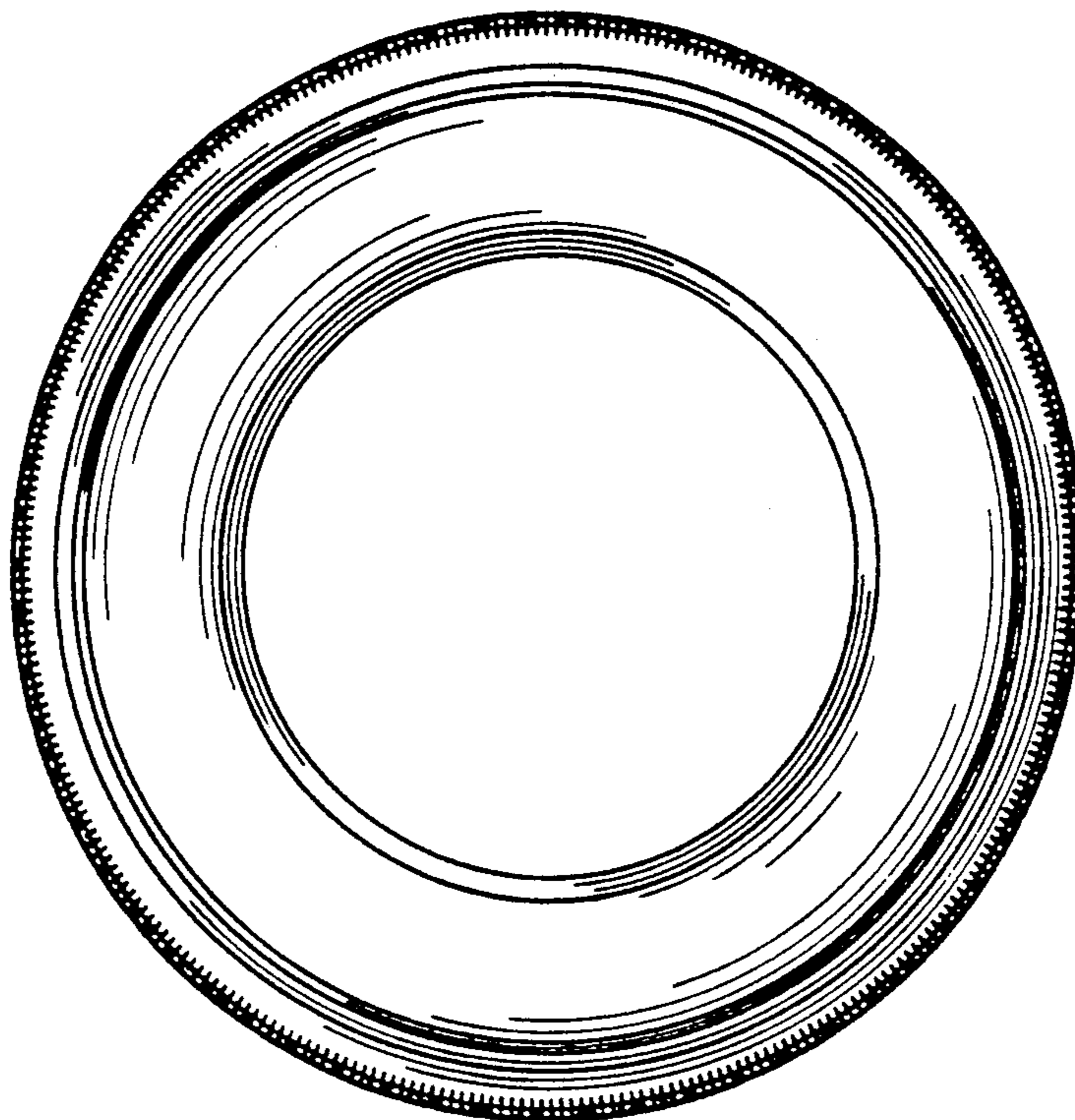
*FIG. 1*



*FIG. 2*



*FIG. 3*



*FIG. 4*

