

[54] WATCH MOVEMENT

[75] Inventor: Nobuhiro Tanaka, Tokyo, Japan

[73] Assignee: Seikosha Co., Ltd., Japan

[\*\*] Term: 14 Years

[21] Appl. No.: 201,092

[22] Filed: Jun. 1, 1988

[30] Foreign Application Priority Data

Dec. 26, 1987 [JP] Japan ..... 62-53172

[52] U.S. Cl. .... D10/129

[58] Field of Search ..... D10/129; 368/15, 35,  
368/88, 156-157, 164, 220, 276-277, 280-282,  
285, 300

[56] References Cited

U.S. PATENT DOCUMENTS

D. 311,879 11/1990 Tanaka ..... D10/129

4,351,040 9/1982 Aoki ..... 368/220 X  
4,674,889 6/1987 Klaus ..... 368/15 X  
4,788,669 11/1988 Kamiyama ..... 368/88 X

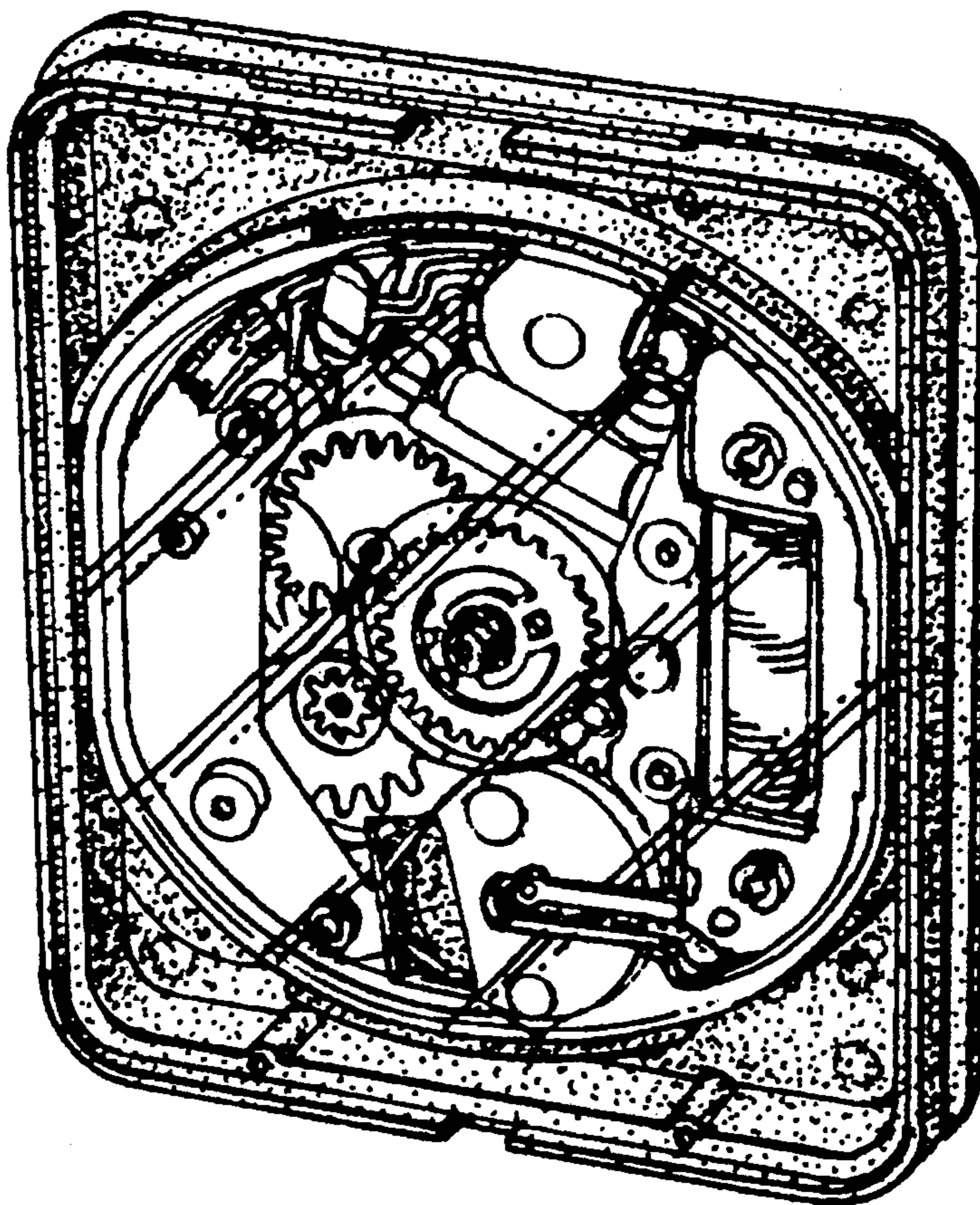
Primary Examiner—Nelson C. Holtje  
Attorney, Agent, or Firm—Bruce L. Adams; Van C. Wilks


[57] CLAIM

The ornamental design for a watch movement, as shown and described.

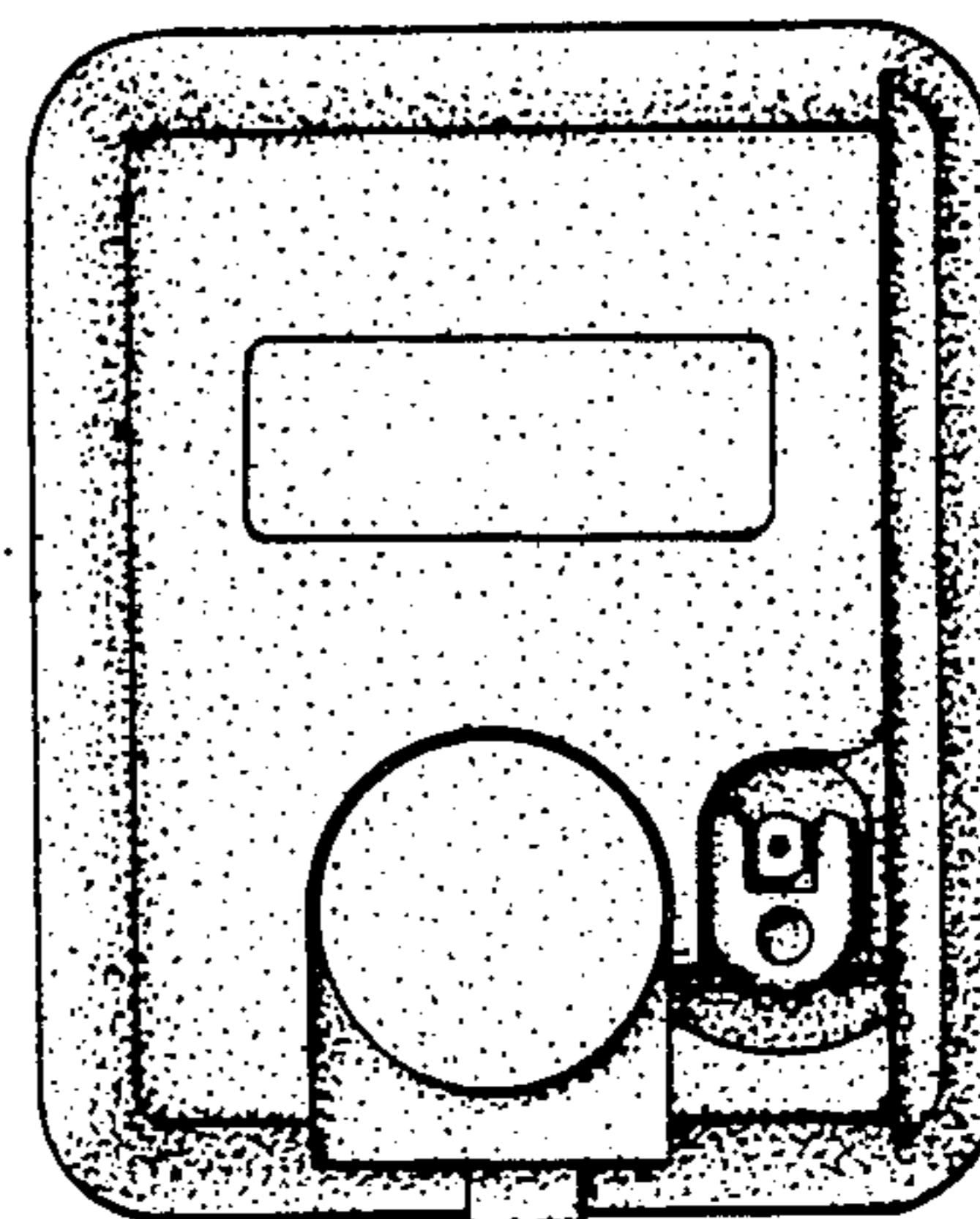
DESCRIPTION

FIG. 1 is a front elevational view of a watch movement showing my new design;  
FIG. 2 is a rear elevational view thereof;  
FIG. 3 is a top plan view thereof;  
FIG. 4 is a bottom plan view thereof;  
FIG. 5 is a left side elevational view thereof;  
FIG. 6 is a right side elevational view thereof; and  
FIG. 7 is a front and top right perspective view thereof.





*FIG. 1*



*FIG. 2*




*FIG. 3*



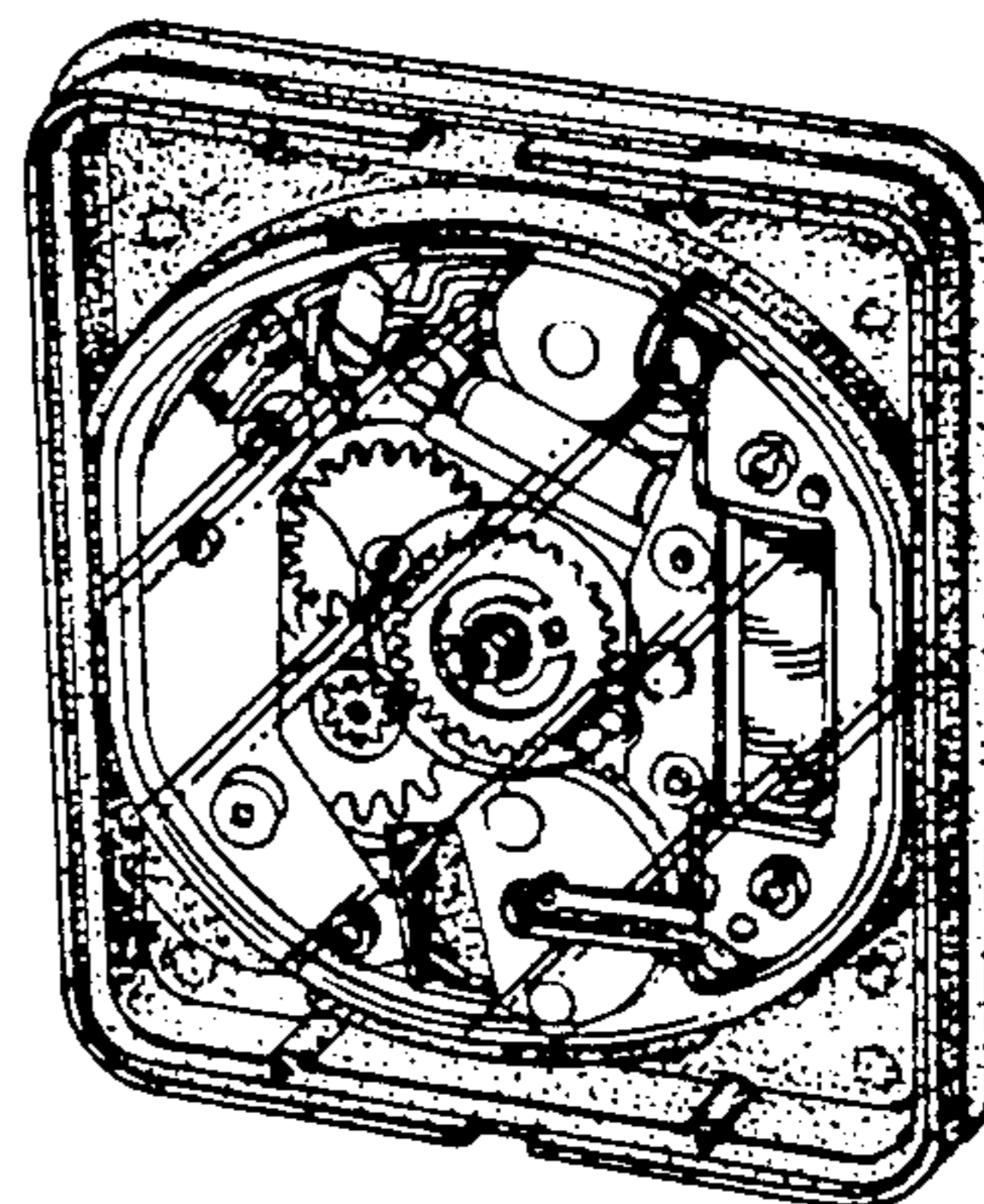
*FIG. 4*



*FIG. 5*



*FIG. 6*



*FIG. 7*