

[54] SPRAY DISPENSER

D. 267,982 2/1983 Kennedy D28/91.1
D. 279,166 6/1985 Tada D9/300
D. 281,054 10/1985 Menrod D28/91.1

[75] Inventor: Juergen Greubel, Heidenrod, Fed. Rep. of Germany

Primary Examiner—B. J. Bullock
Assistant Examiner—Dominic Simone
Attorney, Agent, or Firm—Michael J. Striker

[73] Assignee: Wella Aktiengesellschaft, Darmstadt, Fed. Rep. of Germany

[**] Term: 14 Years

[57] CLAIM

[21] Appl. No.: 450,002

The ornamental design for a spray dispenser, as shown and described.

[22] Filed: Dec. 11, 1989

DESCRIPTION

[52] U.S. Cl. D9/300; D28/91.1

[58] Field of Search D9/300; D28/91.1;
222/92-94, 212, 335, 385, 405, 632, 635, 637;
239/333, 337, 383

FIG. 1 is a front perspective view of a spray dispenser embodying my new design;
FIG. 2 is a front elevational view thereof;
FIG. 3 is a right side elevational view thereof;
FIG. 4 is a bottom plan view thereof;
FIG. 5 is a top plan view thereof;
FIG. 6 is a rear elevational view thereof;
FIG. 7 is a left side elevational view thereof.

[56] References Cited

U.S. PATENT DOCUMENTS

D. 158,554 5/1950 Cady D9/300

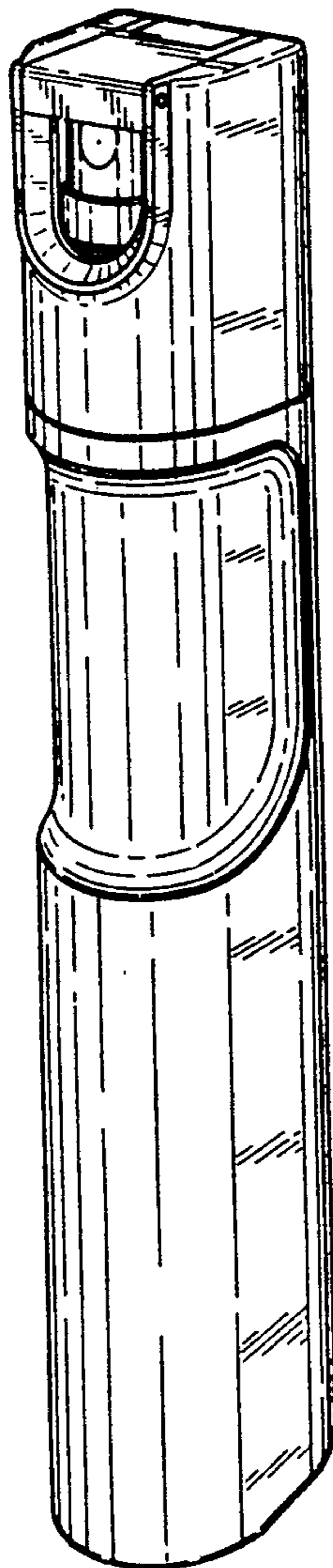


FIG. 1




FIG. 2




FIG. 3




FIG. 4

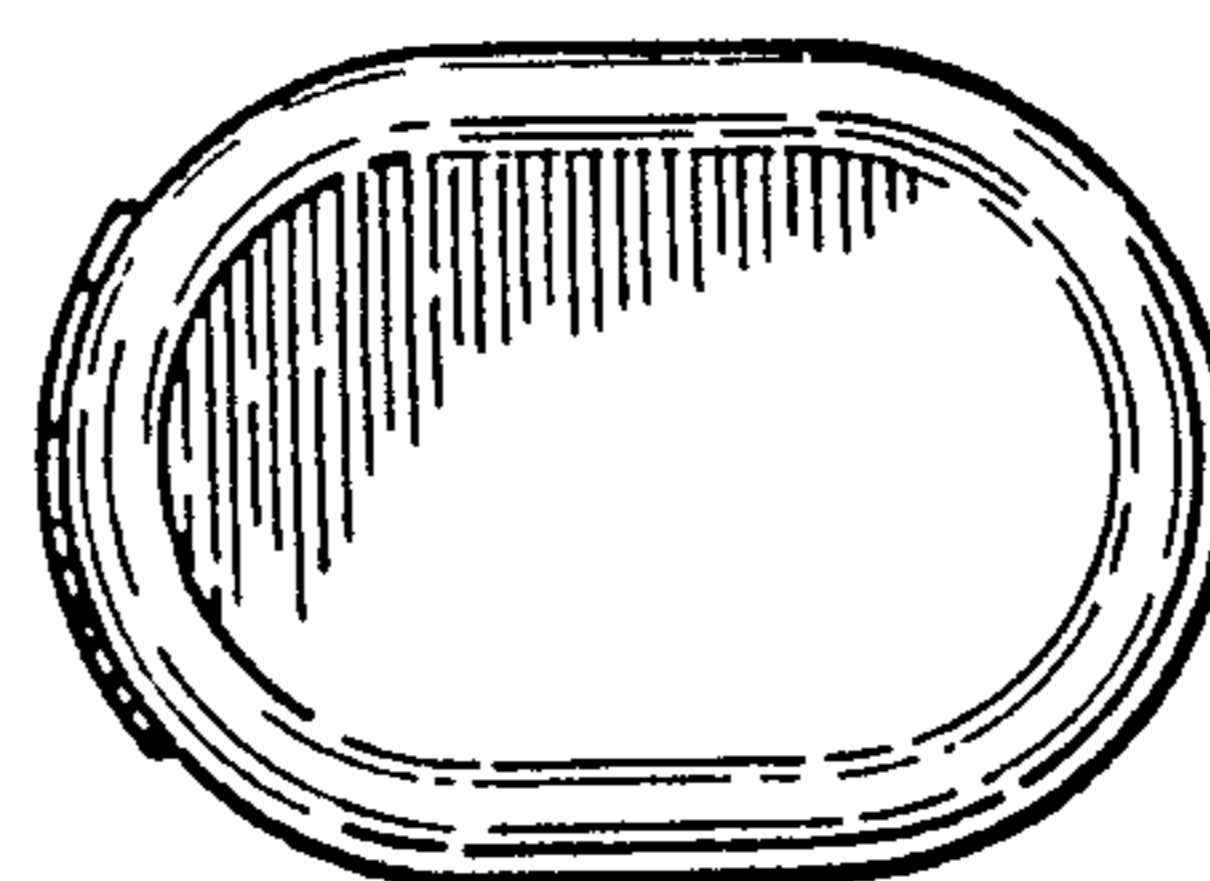


FIG. 6

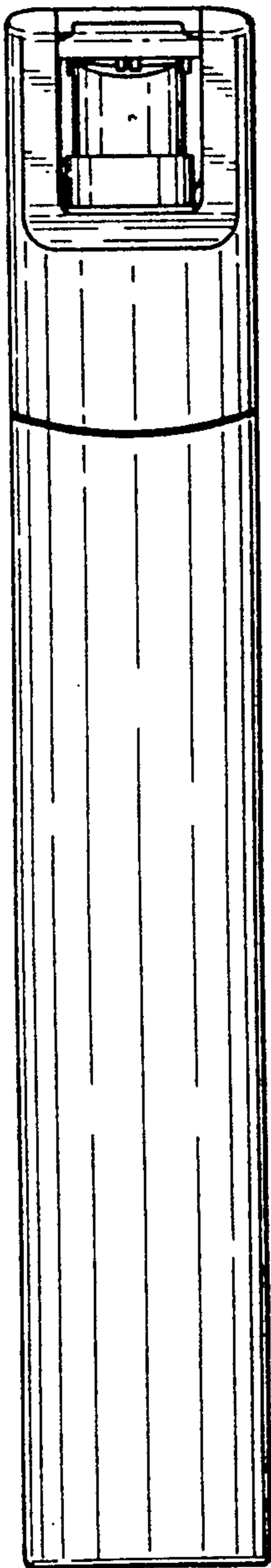


FIG. 5

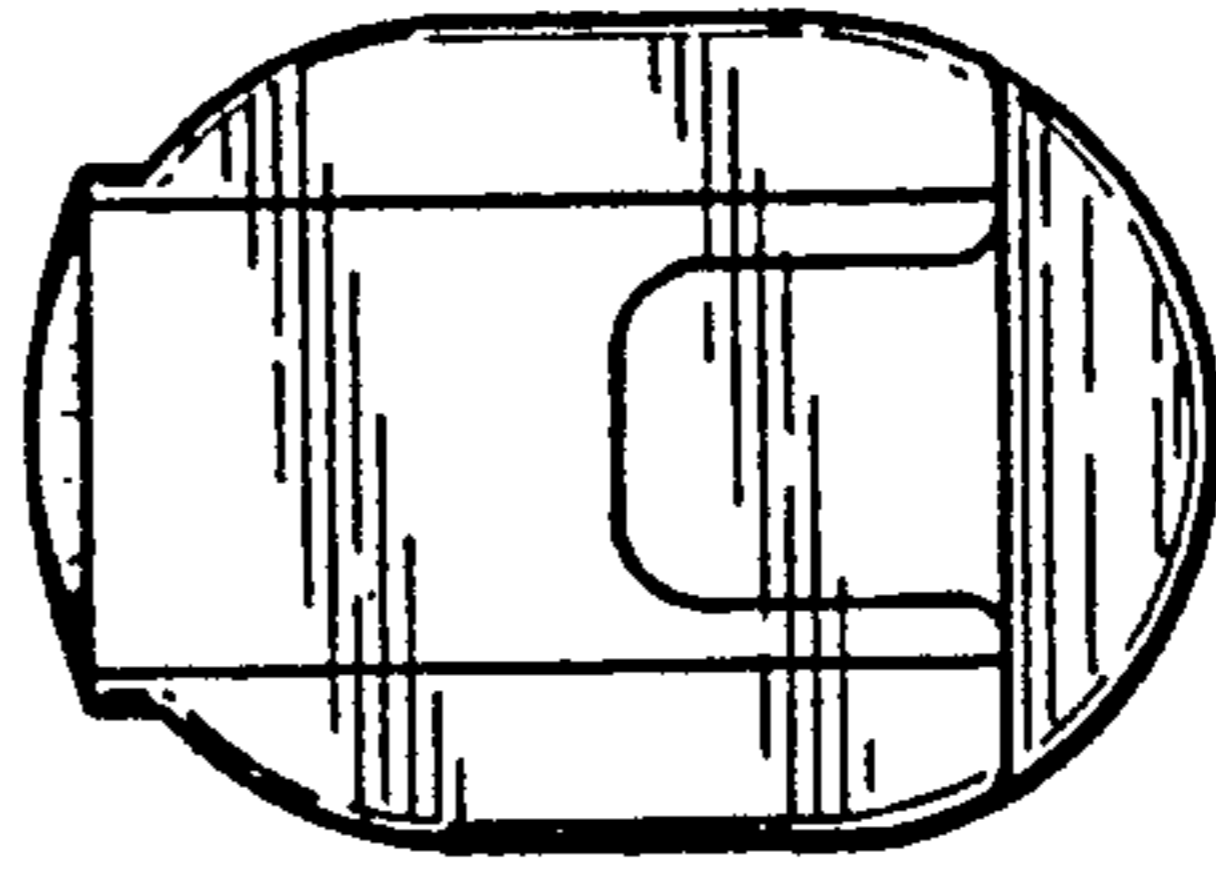


FIG. 7

