

[54] **SPEAKER CLAMP**

[75] Inventor: **Roland Sollner, Battle, England**

[73] Assignee: **Penn Fabrication (U.S.A.), Inc., Newberry Park, Calif.**

[\*\*] Term: **14 Years**

[21] Appl. No.: **392,144**

[22] Filed: **Aug. 10, 1989**

[52] U.S. Cl. .... **D8/394**

[58] Field of Search ..... **D8/382, 383, 388, 394, D8/395, 396; D14/224; 24/488, 475, 298, 300, 301, 302, 500, 507**

[56] **References Cited**

**U.S. PATENT DOCUMENTS**

- 46,461 9/1914 Wanner ..... D8/394
- D. 196,581 10/1963 Margulis ..... D8/394
- D. 197,426 2/1964 Hussar ..... D8/394

- D. 226,800 5/1973 Rumble ..... D8/394
- D. 267,087 11/1982 Ingram ..... D8/382
- D. 272,043 1/1984 Cowdroy ..... D8/382
- D. 298,510 11/1988 Marsh ..... D8/394


*Primary Examiner*—Charles A. Rademaker  
*Assistant Examiner*—R. Barkai  
*Attorney, Agent, or Firm*—Freilich, Hornbaker & Rosen


[57] **CLAIM**

The ornamental design for a speaker clamp, as shown and described.

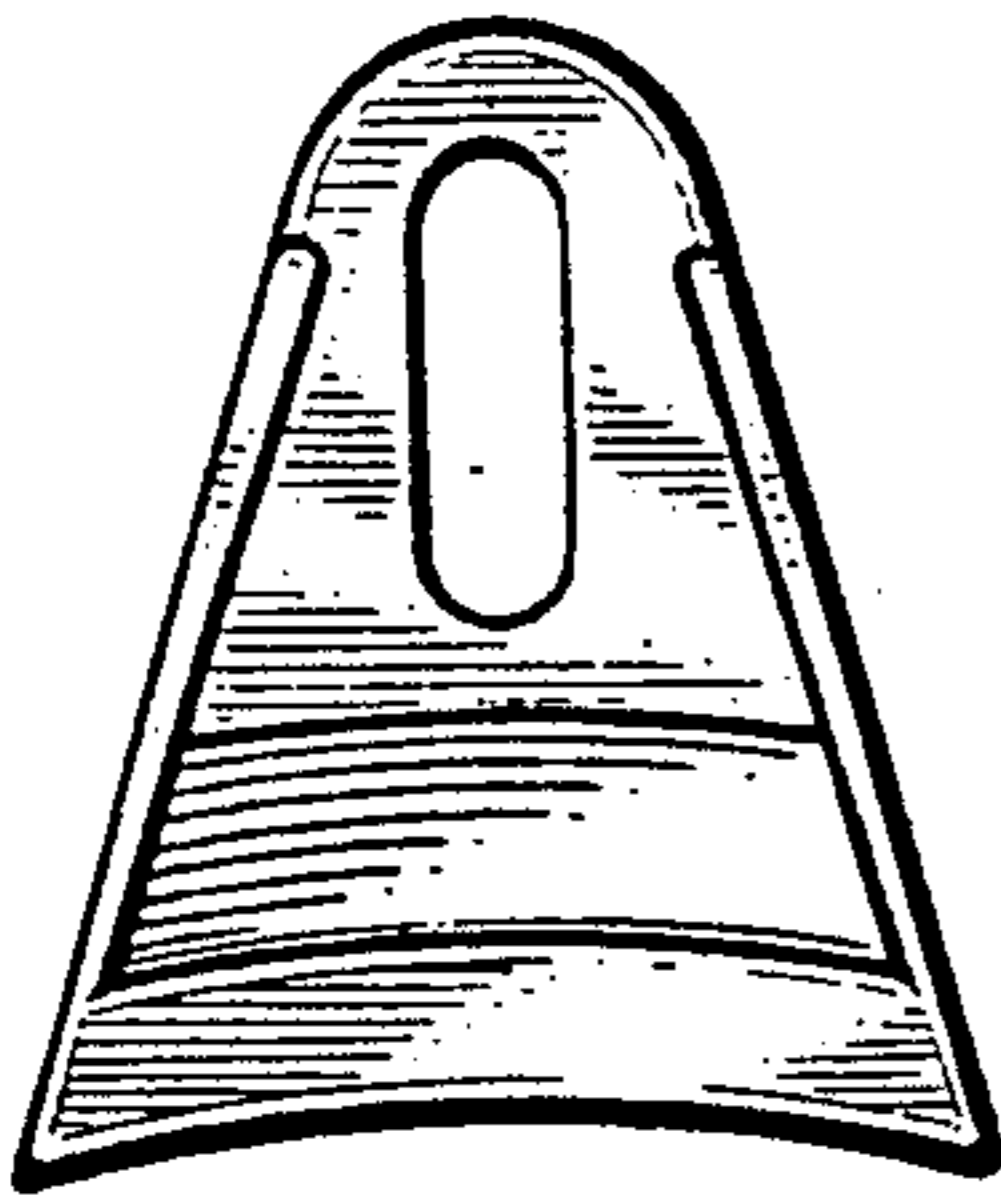
**DESCRIPTION**

FIG. 1 is a perspective view of a speaker clamp showing my new design;  
FIG. 2 is a front elevational view thereof;  
FIG. 3 is a right side elevational view thereof, the side opposite being substantially a mirror image;  
FIG. 4 is a rear elevational view thereof;  
FIG. 5 is a top plan view thereof; and  
FIG. 6 is a bottom plan view thereof.





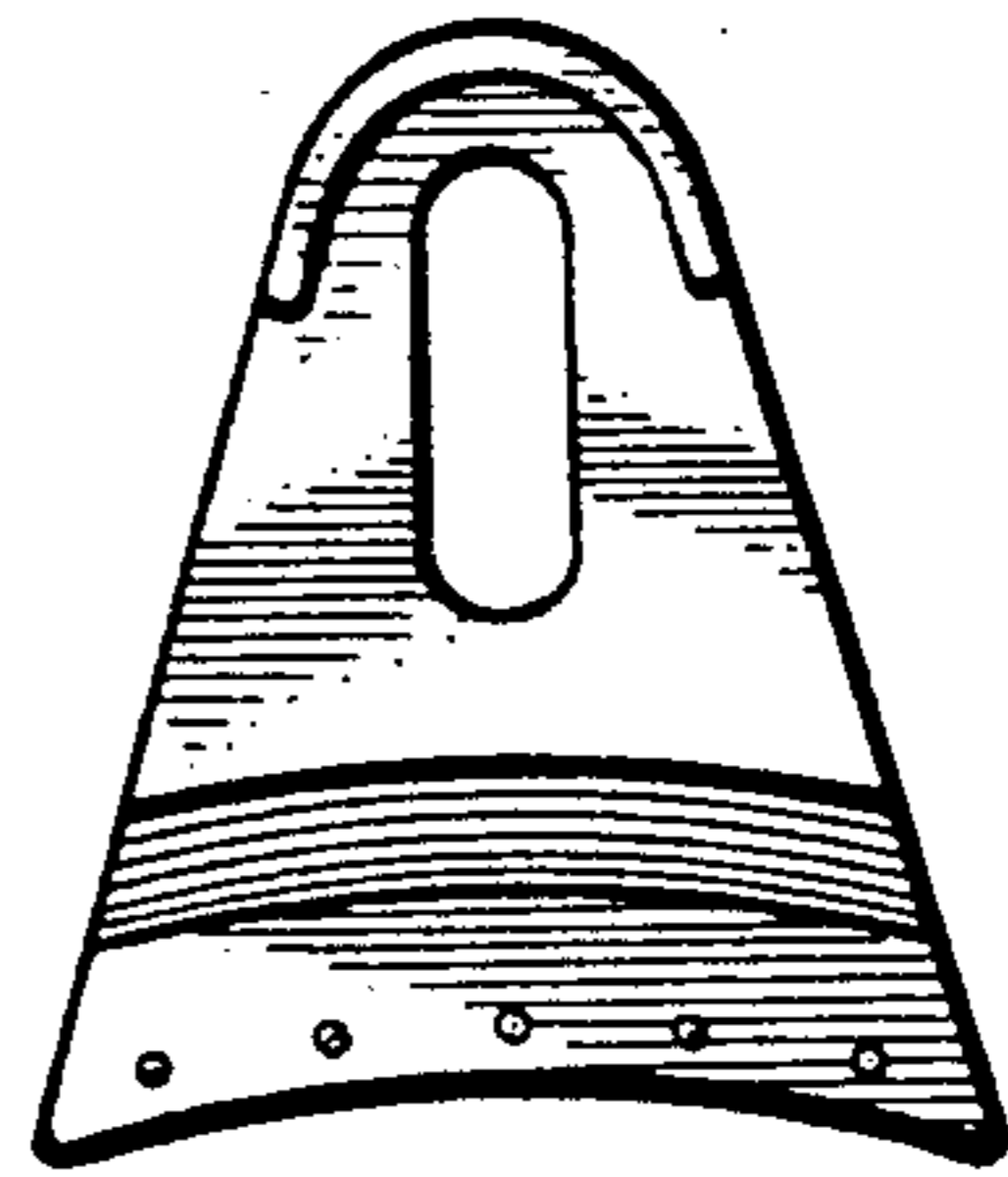
*Fig. 1.*



*Fig. 2.*




*Fig. 3.*



*Fig. 4.*



*Fig. 5.*



*Fig. 6.*