

[54] **SPEAKER CLAMP**

[75] Inventor: **Roland Sollner, Battle, England**

[73] Assignee: **Penn Fabrication (U.S.A.), Inc.,
Newberry Park, Calif.**

[**] Term: **14 Years**

[21] Appl. No.: **392,141**

[22] Filed: **Aug. 10, 1989**

[52] U.S. Cl. **D8/394**

[58] Field of Search **D8/382, 383, 388, 394,
D8/395, 396; D14/224; 24/488, 475, 298, 300,
301, 302, 500, 507**

[56] **References Cited**

U.S. PATENT DOCUMENTS

- 46,461 9/1914 Wanner D8/394
- D. 196,581 10/1963 Margulis D8/394
- D. 197,426 2/1964 Hussar D8/394

- D. 226,800 5/1973 Rumble D8/394
- D. 267,087 11/1982 Ingram D8/382
- D. 272,043 1/1984 Cowdroy D8/382
- D. 298,510 11/1988 Marsh D8/394


Primary Examiner—Charles A. Rademaker
Assistant Examiner—R. Barkai
Attorney, Agent, or Firm—Freilich, Hornbaker & Rosen

[57] **CLAIM**

The ornamental design for a speaker clamp, as shown and described.

DESCRIPTION

FIG. 1 is a perspective view of a speaker clamp showing my new design;
FIG. 2 is a front elevational view thereof;
FIG. 3 is a right side elevational view thereof, the side opposite being substantially a mirror image;
FIG. 4 is a rear elevational view thereof;
FIG. 5 is a top plan view thereof; and
FIG. 6 is a bottom plan view thereof.






Fig. 1.

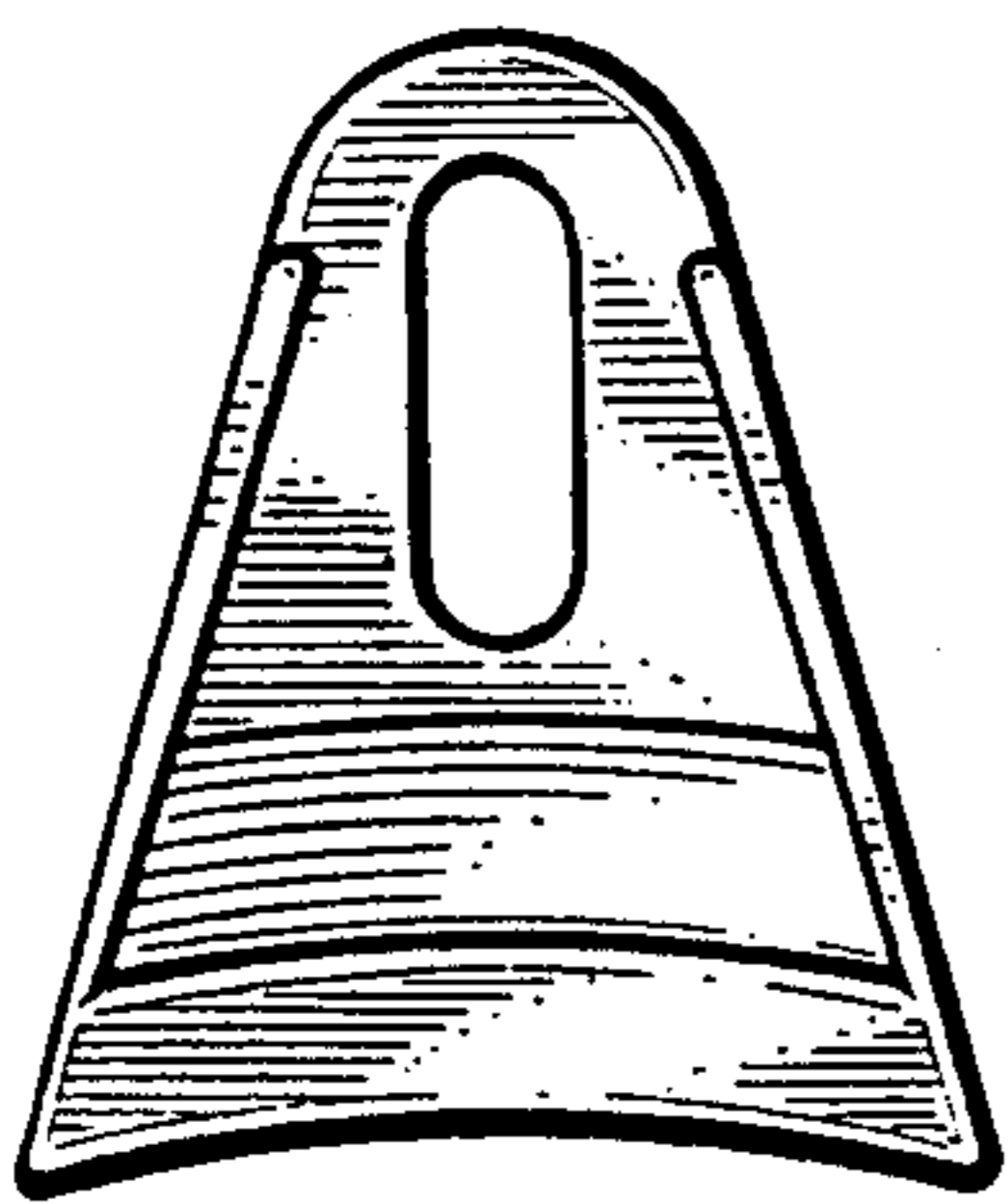


Fig. 2.



Fig. 3.

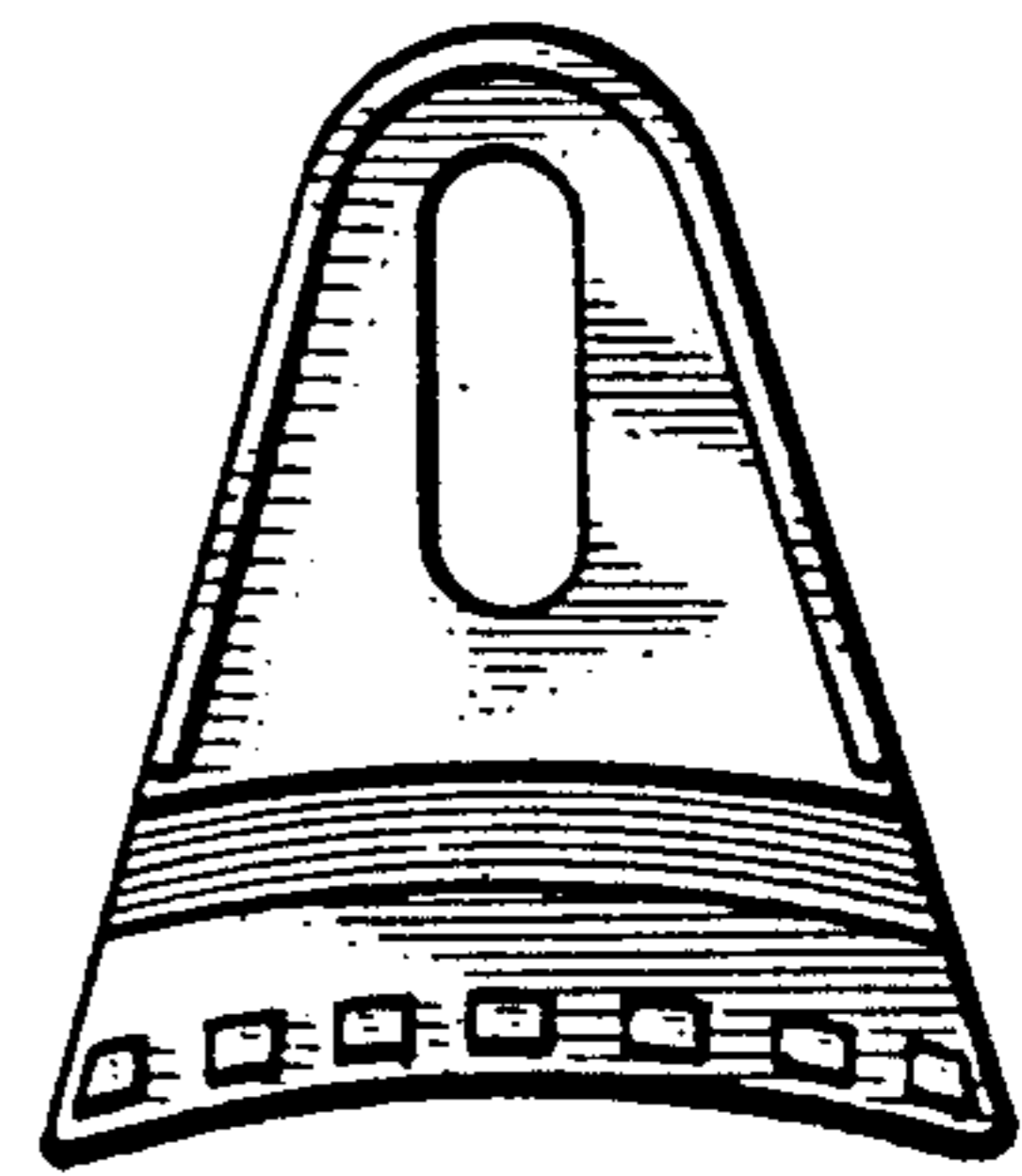


Fig. 4.



Fig. 5.




Fig. 6.