

[54] HEDGE SHEAR

[76] Inventor: James E. Grove, 6514 Graves Ave.,
Van Nuys, Calif. 91406

[**] Term: 14 Years

[21] Appl. No.: 421,723

[22] Filed: Oct. 16, 1989

[52] U.S. Cl. D8/5

[58] Field of Search D8/5, 4; 7/114; 30/238,
30/252

[56] References Cited

U.S. PATENT DOCUMENTS

D. 291,769 9/1987 Lemcke D8/4
3,187,430 1/1963 Wallace et al. 30/252

FOREIGN PATENT DOCUMENTS

850882 9/1970 Canada 30/252

OTHER PUBLICATIONS

Ames Catalog, May 1986, p. 36, hedge shears, item No. D 23.011.

Popular Mechanics, Mar. 1977, p. 123, hedge shears, item marked A, located at top half of page on left side.

Ames Catalog, No. 21-980, May 1986, p. 6, hedge shears, located at far left hand side.

Primary Examiner—Susan J. Lucas

Assistant Examiner—Holly H. Baynham

Attorney, Agent, or Firm—Price, Gess & Ubell

[57] CLAIM

The ornamental design for a hedge shear, as shown and described.

DESCRIPTION

FIG. 1 is a front elevational view of a hedge shear showing my new design;

FIG. 2 is a rear elevational view thereof;

FIG. 3 is a left side elevational view thereof;

FIG. 4 is a top plan view thereof;

FIG. 5 is a right side elevational view thereof; and

FIG. 6 is a bottom plan view thereof.

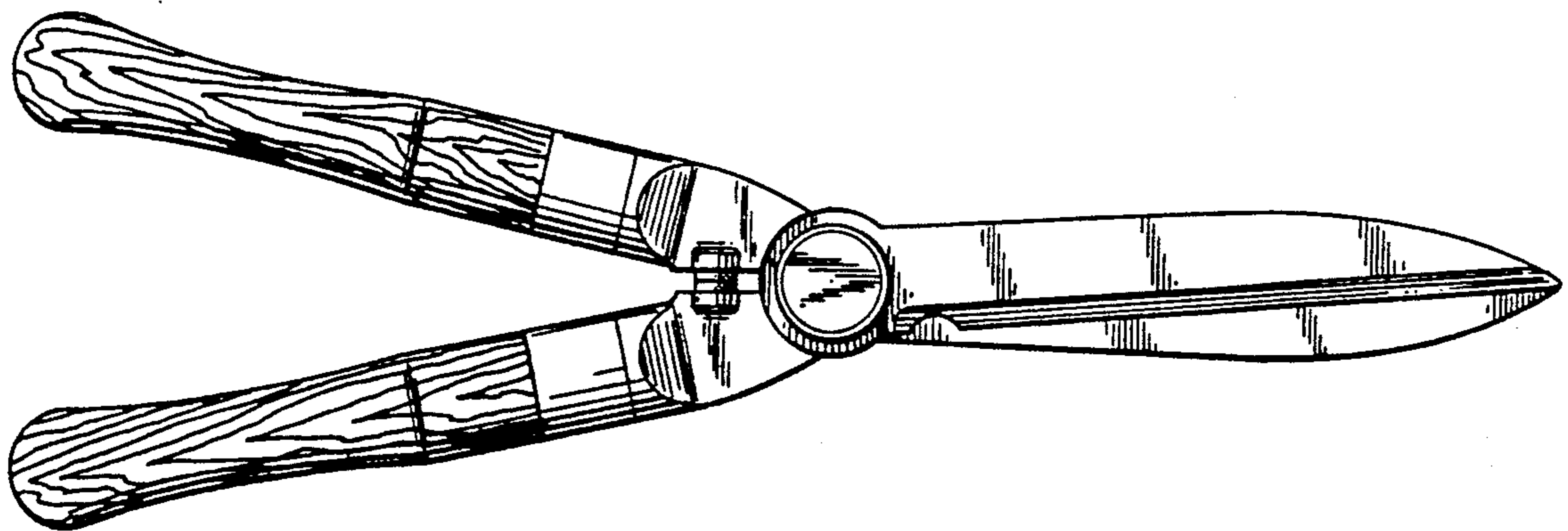


FIG. 1

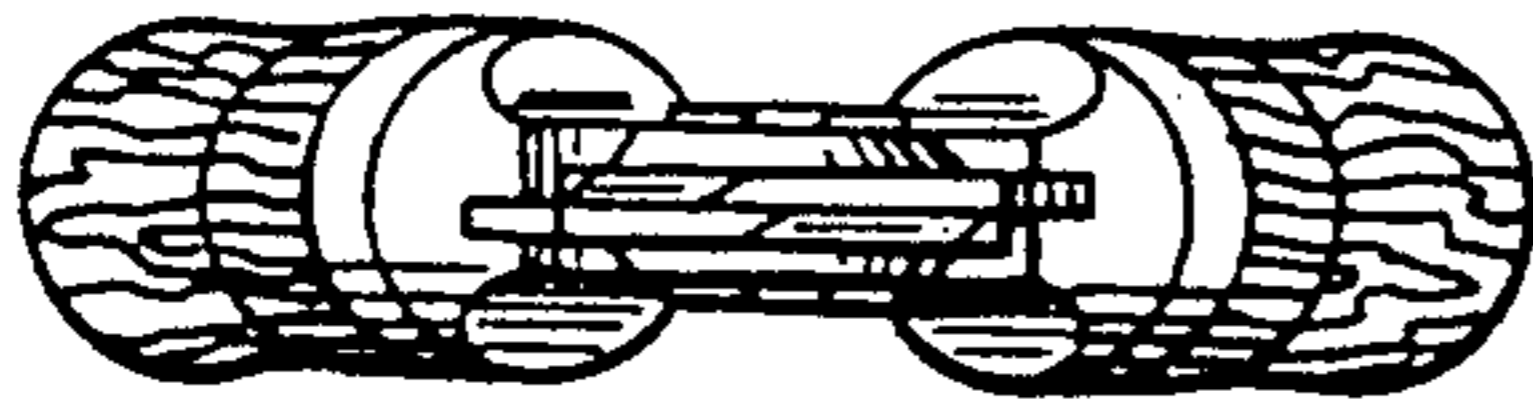


FIG. 2

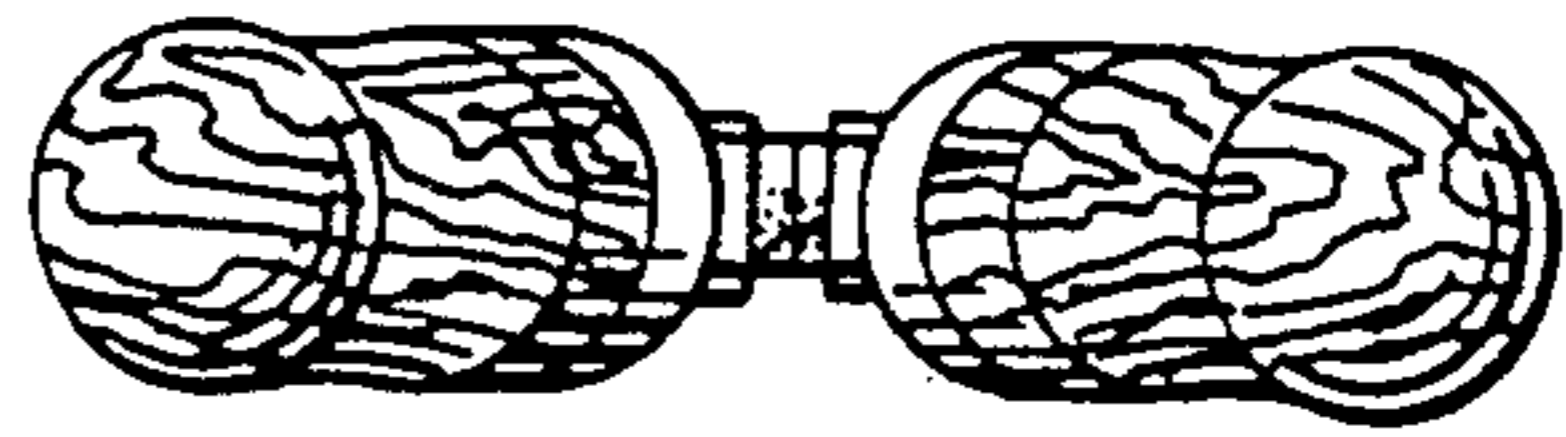


FIG. 3

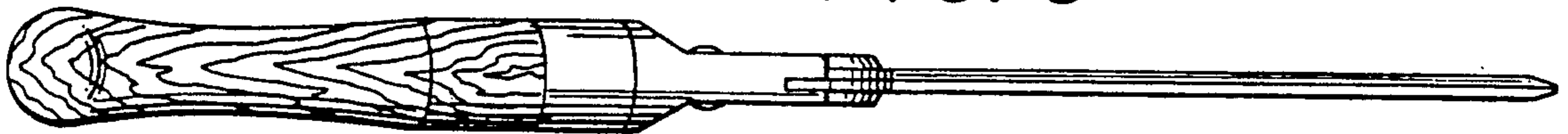


FIG. 4

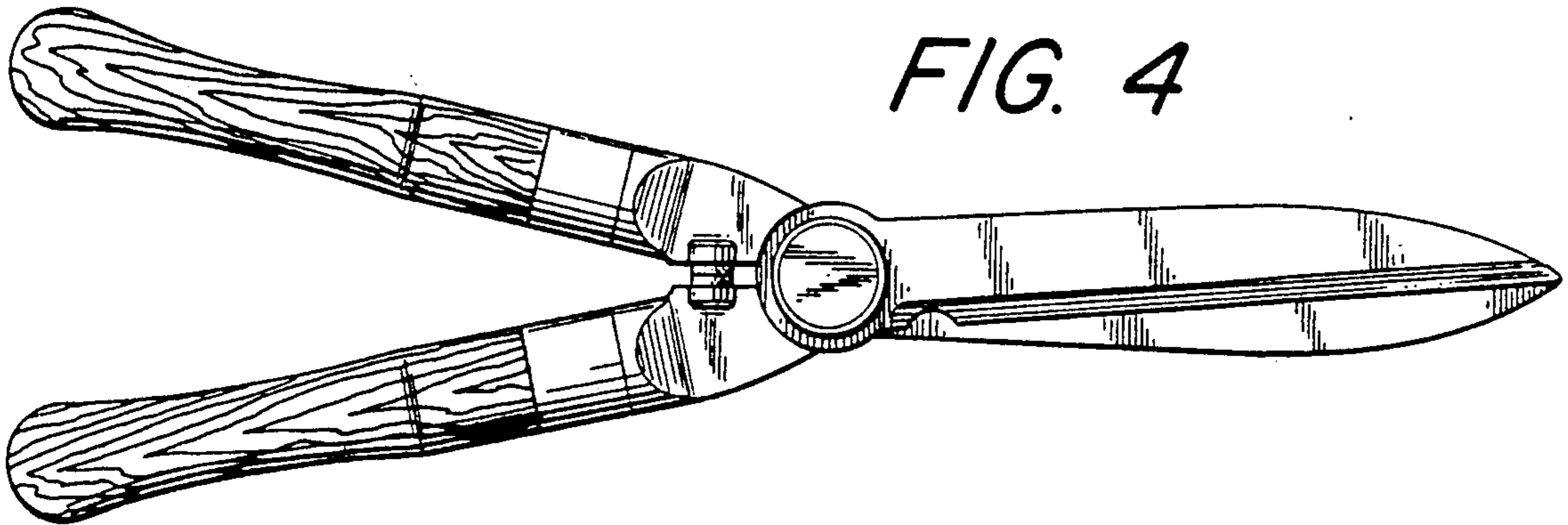


FIG. 5

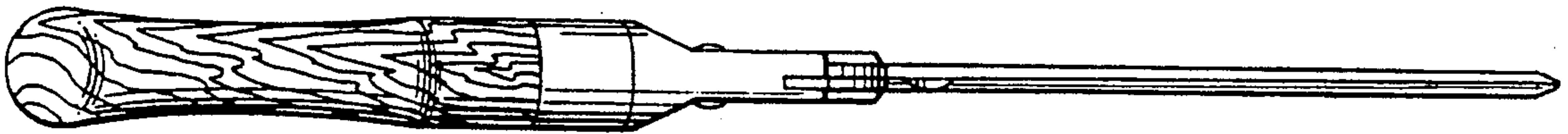


FIG. 6

