

[54] **PORTABLE BALL CONTAINER**

[76] **Inventor: Mark Movitz, 12 Bonn Pl., Weehawken, N.J. 07087**

[*] **Notice: The portion of the term of this patent subsequent to Dec. 12, 2003 has been disclaimed.**

[**] **Term: 14 Years**

[21] **Appl. No.: 931,193**

[22] **Filed: Nov. 17, 1986**

[52] **U.S. Cl. D3/36; D21/206**

[58] **Field of Search D21/206, 223; 273/1 R; D3/100; 224/202, 203, 222, 919; 294/19.2, 68.25; D8/14, 14.1, DIG. 1**

[56] **References Cited**

U.S. PATENT DOCUMENTS

D. 304,975	12/1989	Movitz	D3/36
1,937,828	12/1933	MacDonald	D21/206
2,760,807	8/1956	Watson	294/19.2
3,756,299	9/1973	Simmons et al.	224/919

FOREIGN PATENT DOCUMENTS

10601	of 1902	United Kingdom	294/19.2
1444066	7/1976	United Kingdom	294/19.2

OTHER PUBLICATIONS

Best Products catalog-1980/81, p. 391, Item N, Match-Up Tennis Ball Pressurizing System.

Primary Examiner—Louis S. Zarfaz
Attorney, Agent, or Firm—Lilling and Lilling

[57] **CLAIM**

The ornamental design for a portable ball container, as shown and described.

DESCRIPTION

FIG. 1 is a perspective view of my portable ball container;
FIG. 2 is a top view of my portable ball container;
FIG. 3 is a side elevational view of my portable ball container;
FIG. 4 is a bottom plan view of my portable ball container;
FIG. 5 is a side elevational view thereof at right angles to the view shown in FIG. 3;
The broken line showing of tennis balls in FIGS. 1 and 3 is for illustrative purposes only and forms no part of the claimed design.

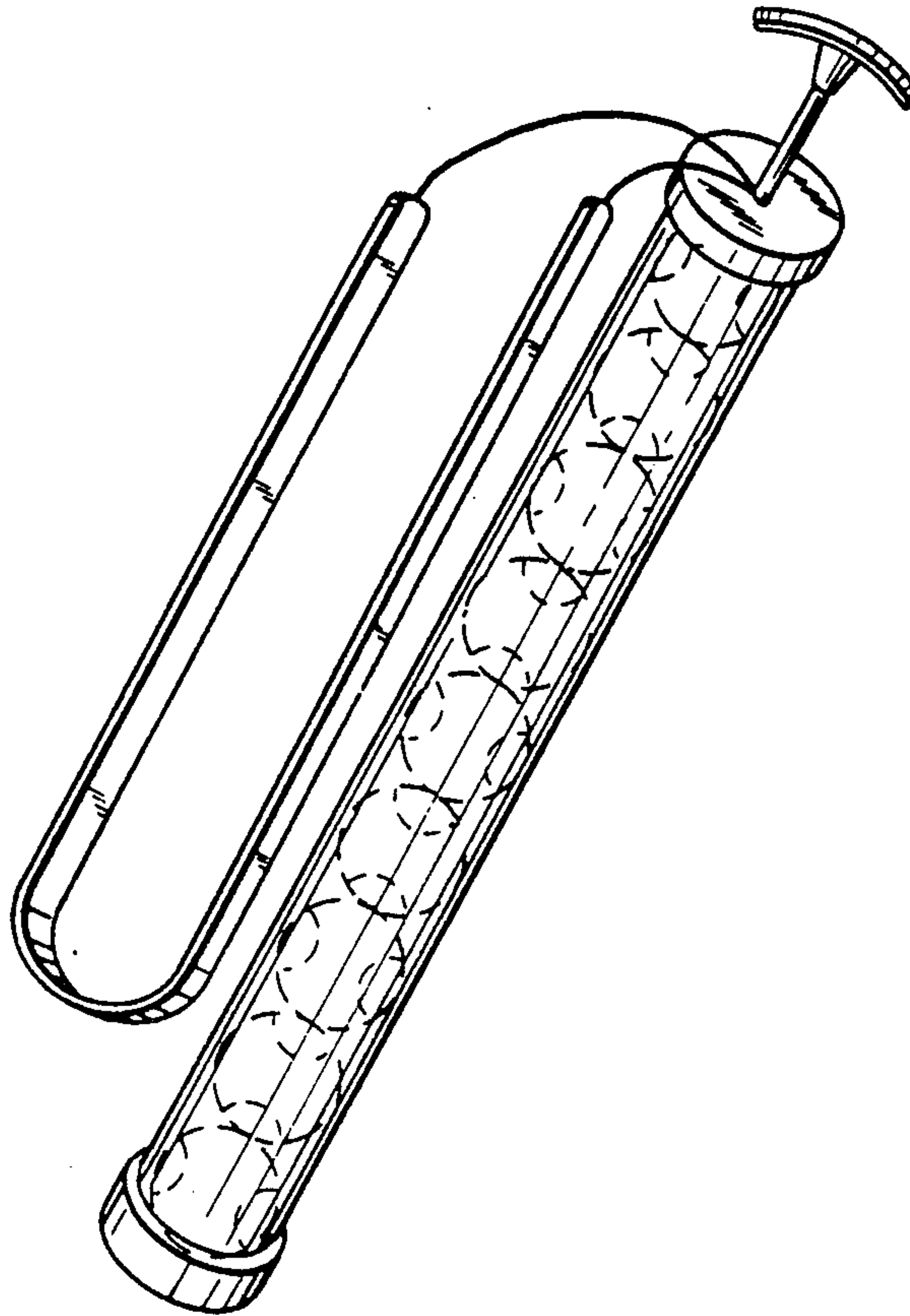


FIG. 1

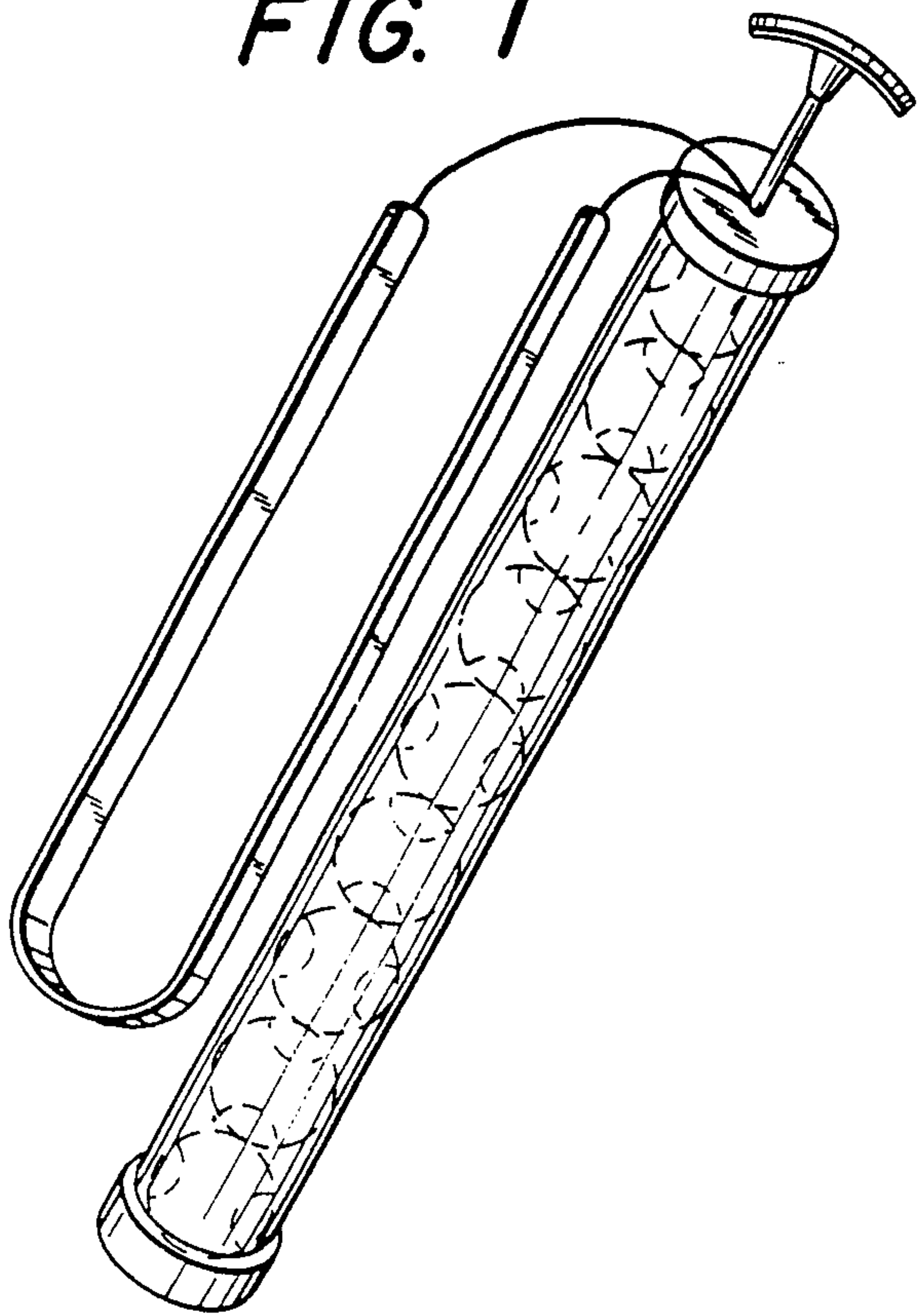


FIG. 3

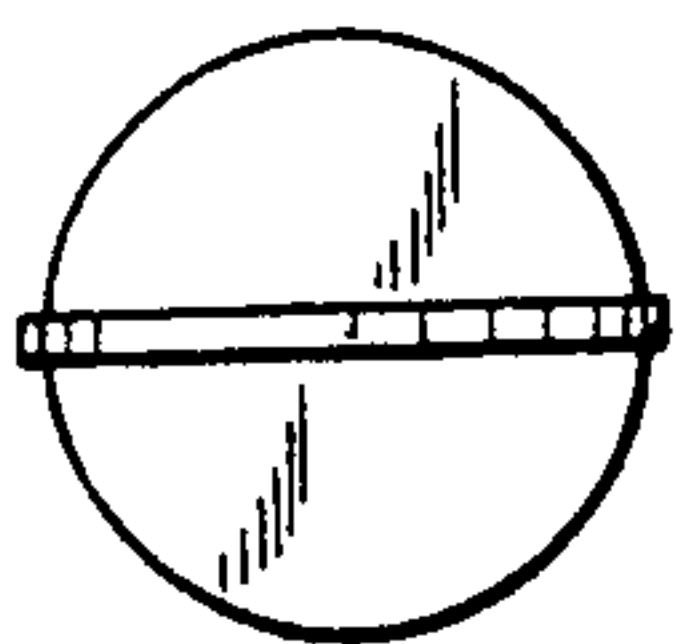
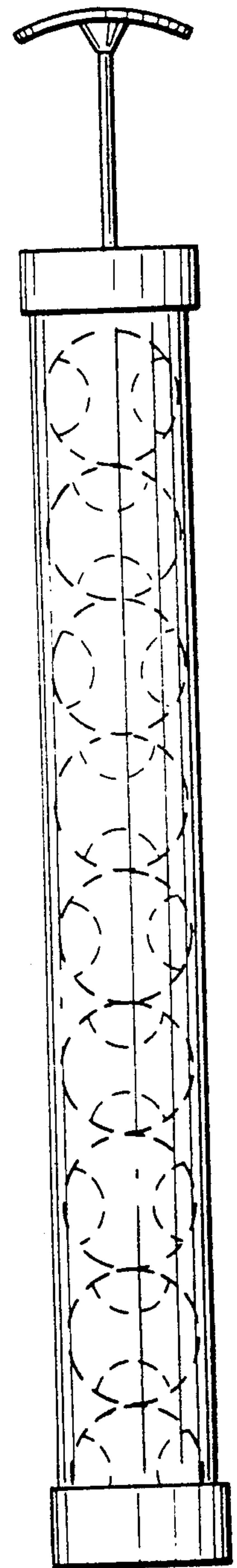


FIG. 2

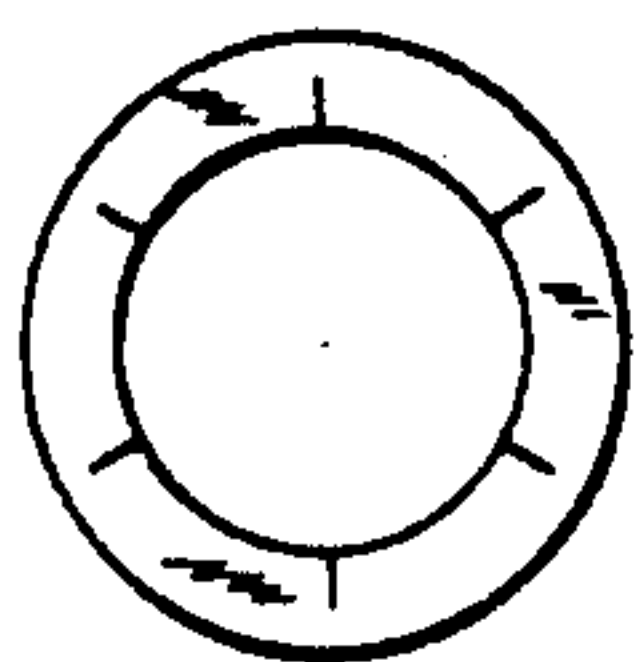


FIG. 4

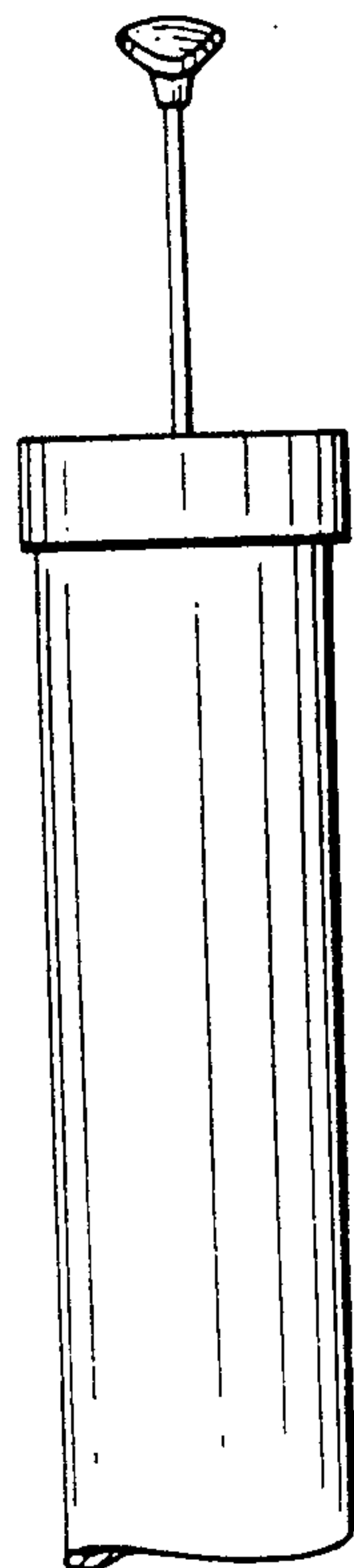


FIG. 5