

[54] **COIN TRAY AND THE LIKE**

[75] **Inventors: Charles L. Skaggs, Great Falls; Charles A. Thomas, Fairfax; Sara L. Danis, McLean, all of Va.**

[73] **Assignee: Mobil Oil Corporation, Fairfax, Va.**

[**] **Term: 14 Years**

[21] **Appl. No.: 183,026**

[22] **Filed: Apr. 14, 1988**

[52] **U.S. Cl. D99/34**

[58] **Field of Search D99/34; 40/324, 107, 40/122, 152, 156, 661; D6/300; D20/40, 8, 19; 206/0.8, 0.83, 0.84; D3/56, 60**

[56] **References Cited**

U.S. PATENT DOCUMENTS

D. 277,388	1/1985	Ackeret	D6/300
D. 292,357	10/1987	Narain	D7/550
658,910	10/1900	Gray	206/0.8
1,385,885	7/1921	Horris	206/0.8
1,600,658	9/1926	Weil	40/324
3,336,689	8/1967	Miller	40/152
3,890,728	6/1975	Schubert .	

4,217,713	8/1980	Greenberger .	
4,282,667	8/1981	Glade	40/152
4,330,060	5/1982	Thornton .	
4,333,253	6/1982	Cooper	40/152
4,413,434	11/1983	Rupert et al.	40/661
4,679,691	7/1987	Halloran	206/0.8
4,715,138	12/1987	Cherico .	
4,928,411	5/1990	Danis et al.	40/324

Primary Examiner—Bruce W. Dunkins
Assistant Examiner—J. H. Musgrove
Attorney, Agent, or Firm—A. J. McKillop; C. J. Speciale; J. P. O'Sullivan, Sr.

[57] **CLAIM**

The ornamental design for coin tray and the like, as shown and described.

DESCRIPTION

FIG. 1 is a top plan view of a coin tray and the like showing our new design;
 FIG. 2 is a front elevational view;
 FIG. 3 is a bottom plan view;
 FIG. 4 is a right side elevational view;
 FIG. 5 is a rear elevational view;
 FIG. 6 is a left side elevational view; and
 FIG. 7 is an exploded perspective view thereof.



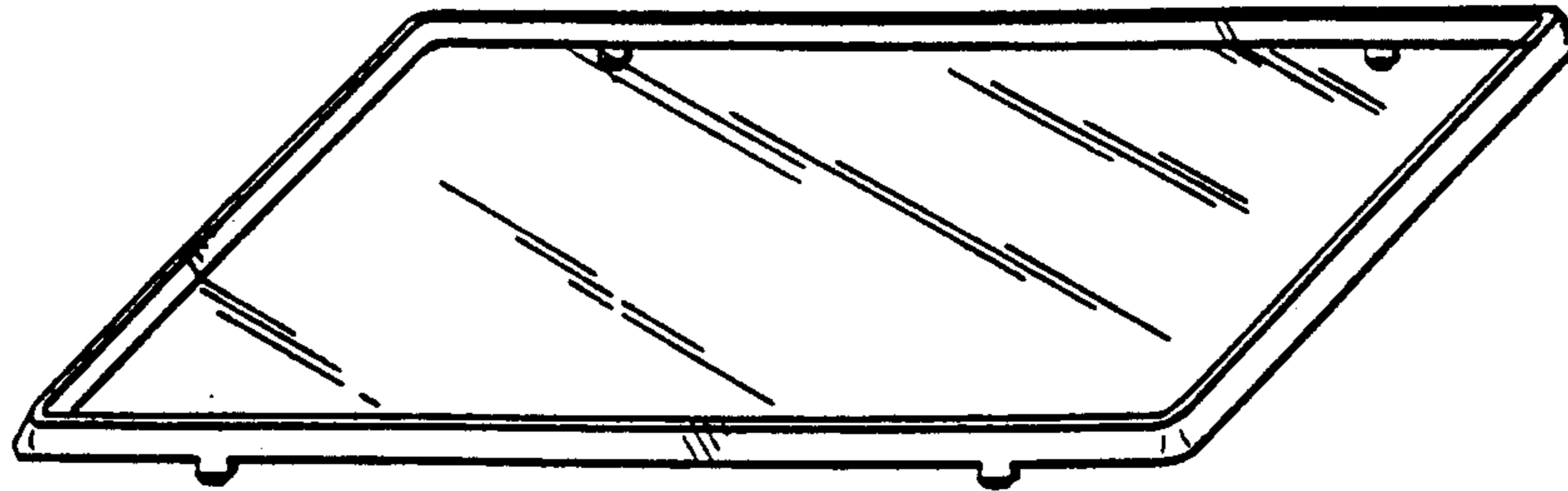


FIG. 1



FIG. 2

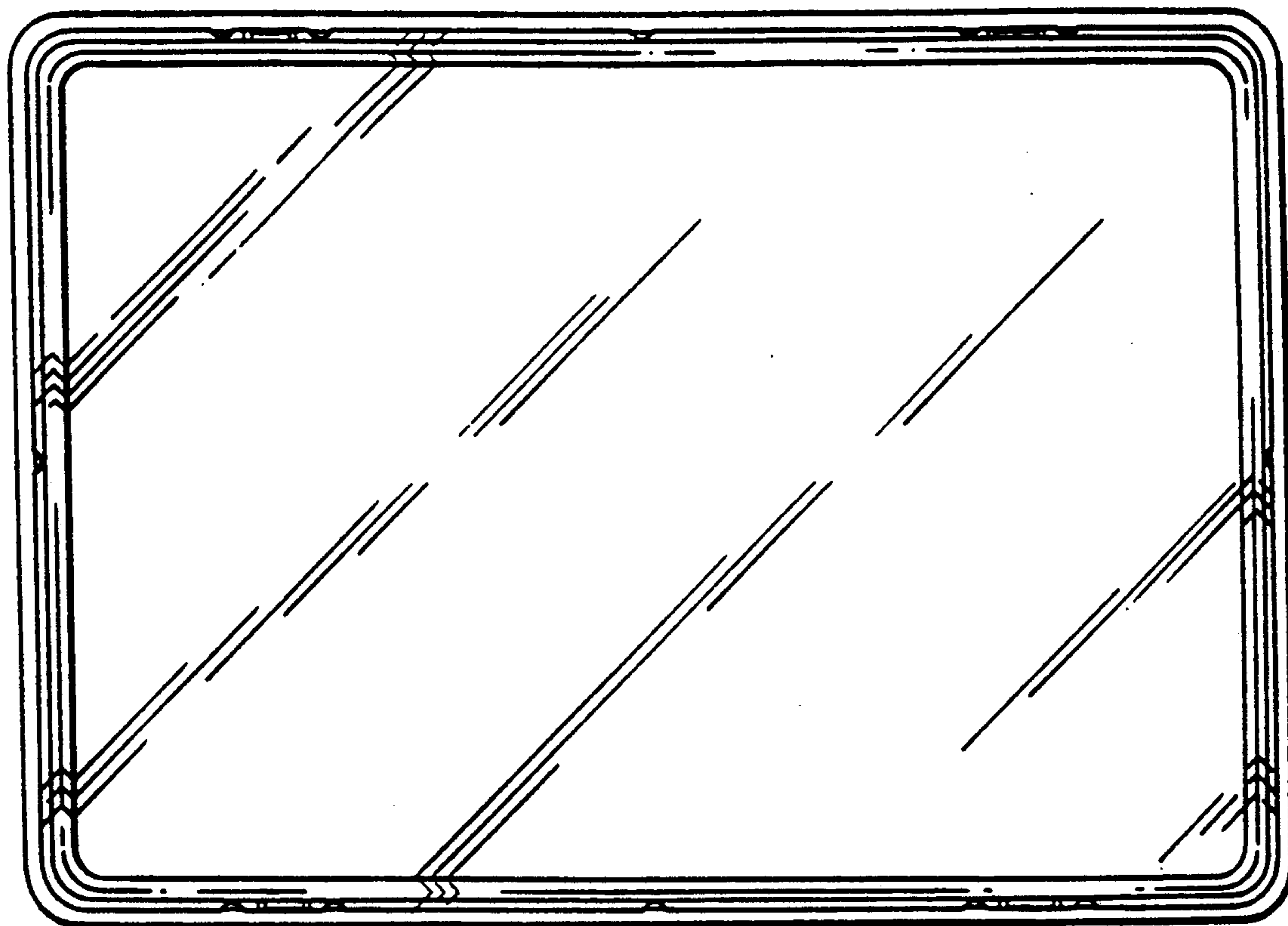


FIG. 3




FIG. 4



FIG. 5

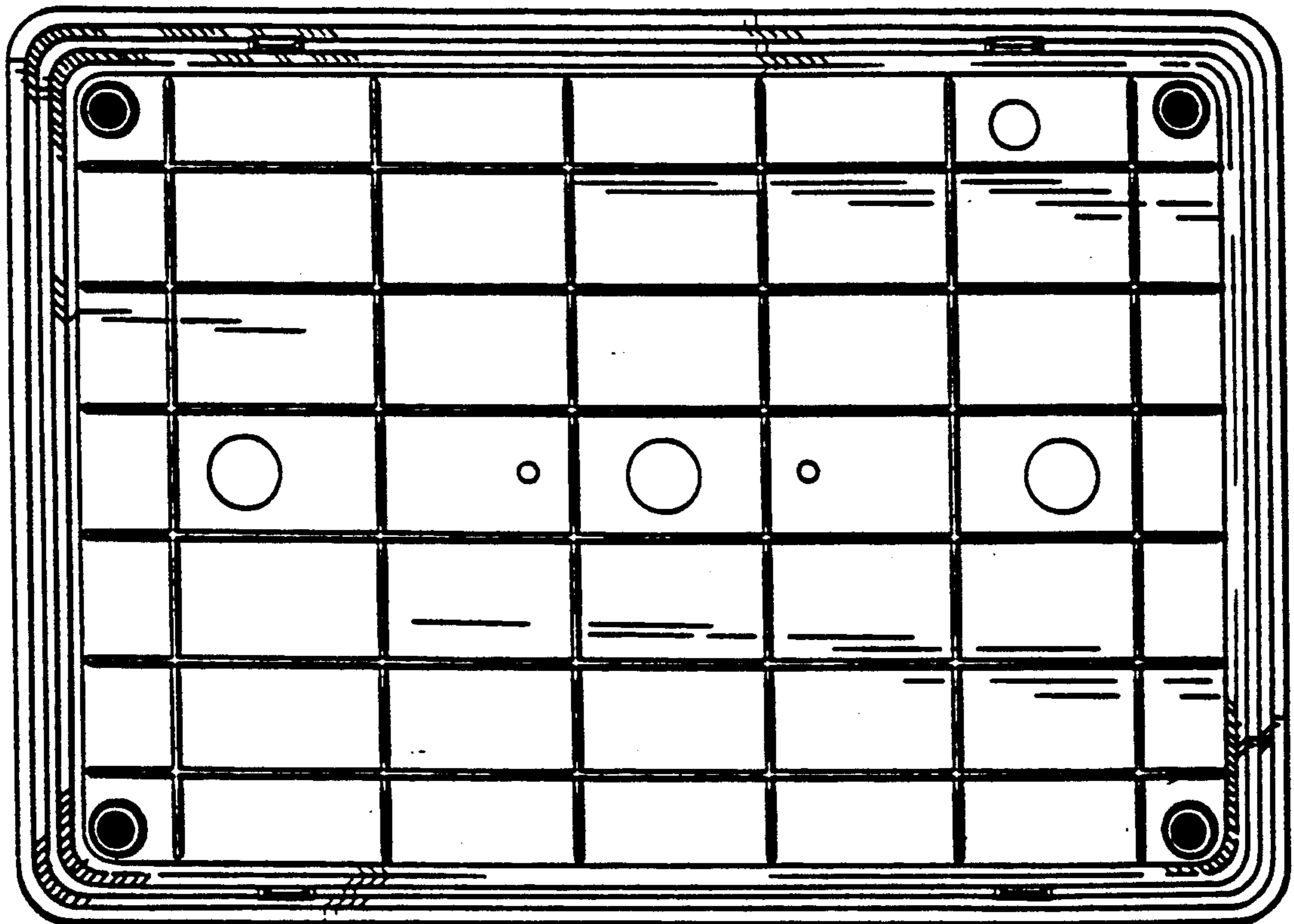


FIG. 6



FIG. 7

