

[54] DRAIN CONTROL KNOB

[75] Inventor: Holly K. Yost, Santa Monica, Calif.

[73] Assignee: Price Pfister, Inc., Pacoima, Calif.

[**] Term: 14 Years

[21] Appl. No.: 144,392

[22] Filed: Jan. 14, 1988

[52] U.S. Cl. D23/252

[58] Field of Search D23/238-243,
D23/250-254; 4/191-192; 137/801; D8/300,
305, 307-312

D. 287,270	12/1986	Yost	D23/250
D. 287,500	7/1986	Bolget et al.	D8/308 X
D. 296,353	6/1988	Reid	D23/252
D. 296,578	7/1988	Reid	D23/252
D. 297,356	8/1988	Reid	D23/252
D. 384,971	12/1989	Yost	D23/250

Primary Examiner—James R. Largen
Attorney, Agent, or Firm—Barry E. Deutsch; J. Bruce Hoofnagle

[57] CLAIM

The ornamental design for a drain control knob, as shown and described.

DESCRIPTION

FIG. 1 is a top plan view of a drain control knob showing my new design;
FIG. 2 is a left side elevational view thereof;
FIG. 3 is a front elevational view thereof;
FIG. 4 is a right side elevational view thereof;
FIG. 5 is a rear elevational view thereof; and
FIG. 6 is a bottom plan view thereof.

[56] References Cited

U.S. PATENT DOCUMENTS

D. 213,623	3/1969	Austin	D23/252
D. 217,965	7/1970	Korol	D23/252
D. 235,341	6/1975	Korol	D23/252
D. 239,624	4/1976	Korol	D23/252
D. 275,986	10/1984	Stairs, Jr.	D23/252

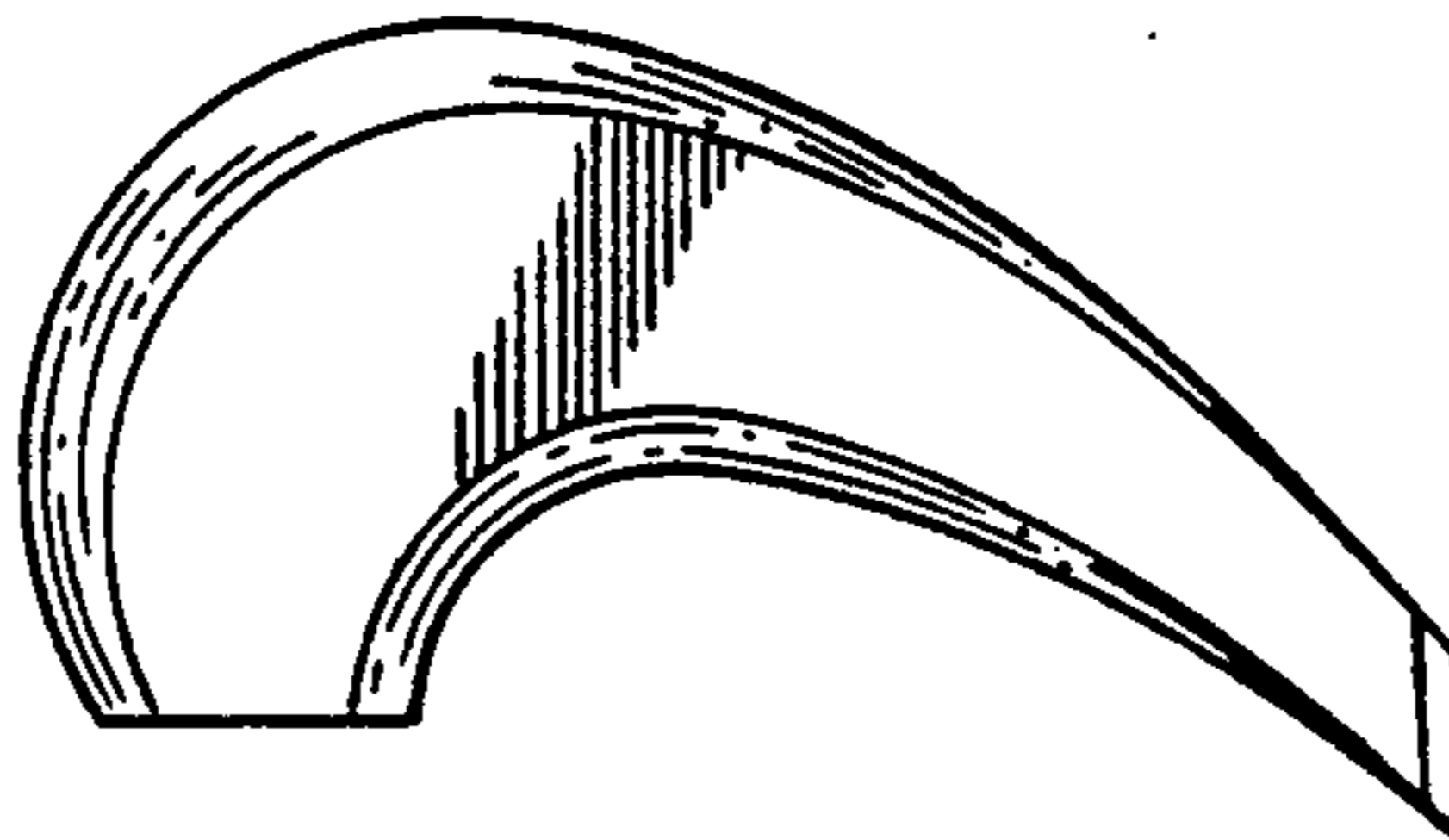



FIG. 1




FIG. 2

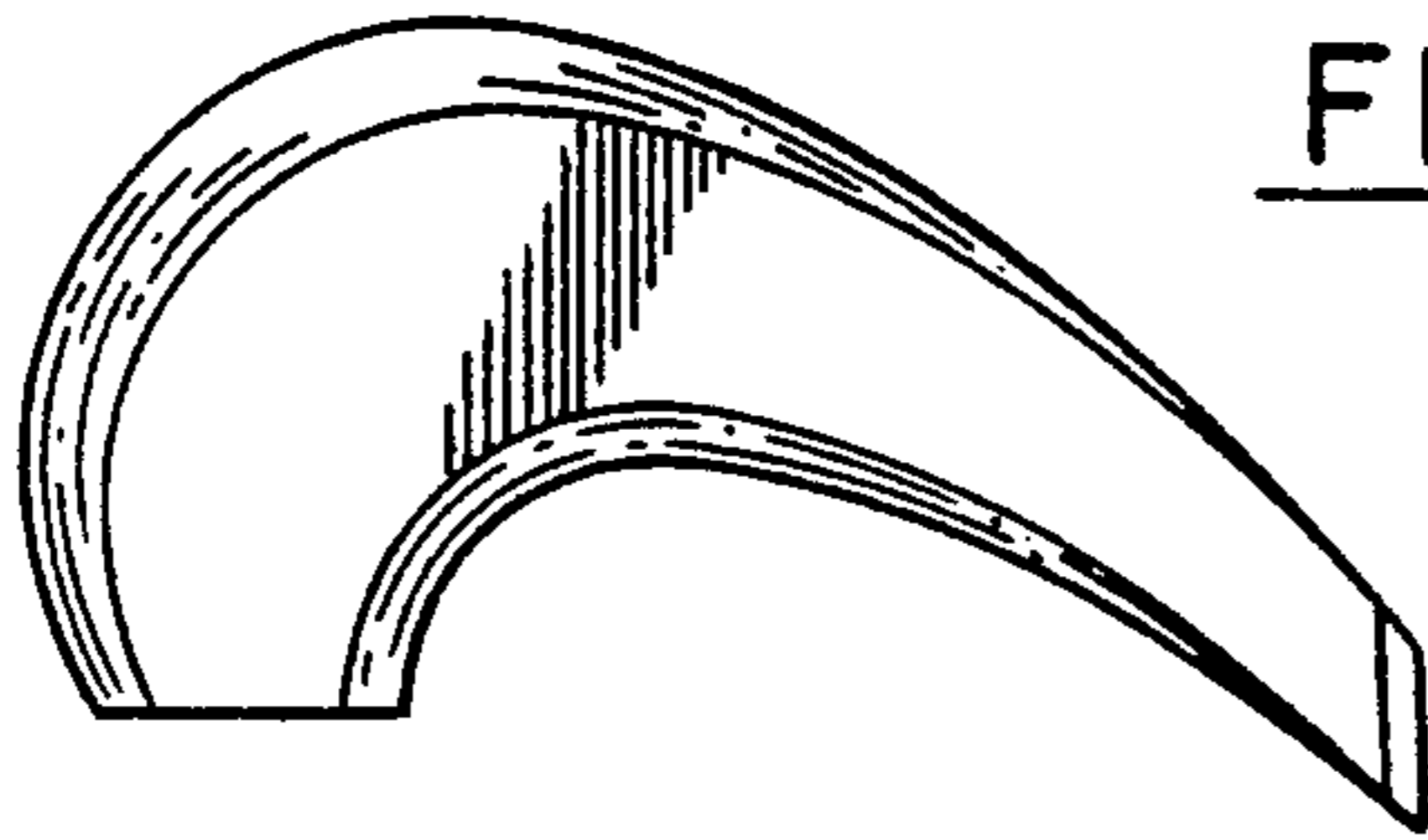


FIG. 3




FIG. 4

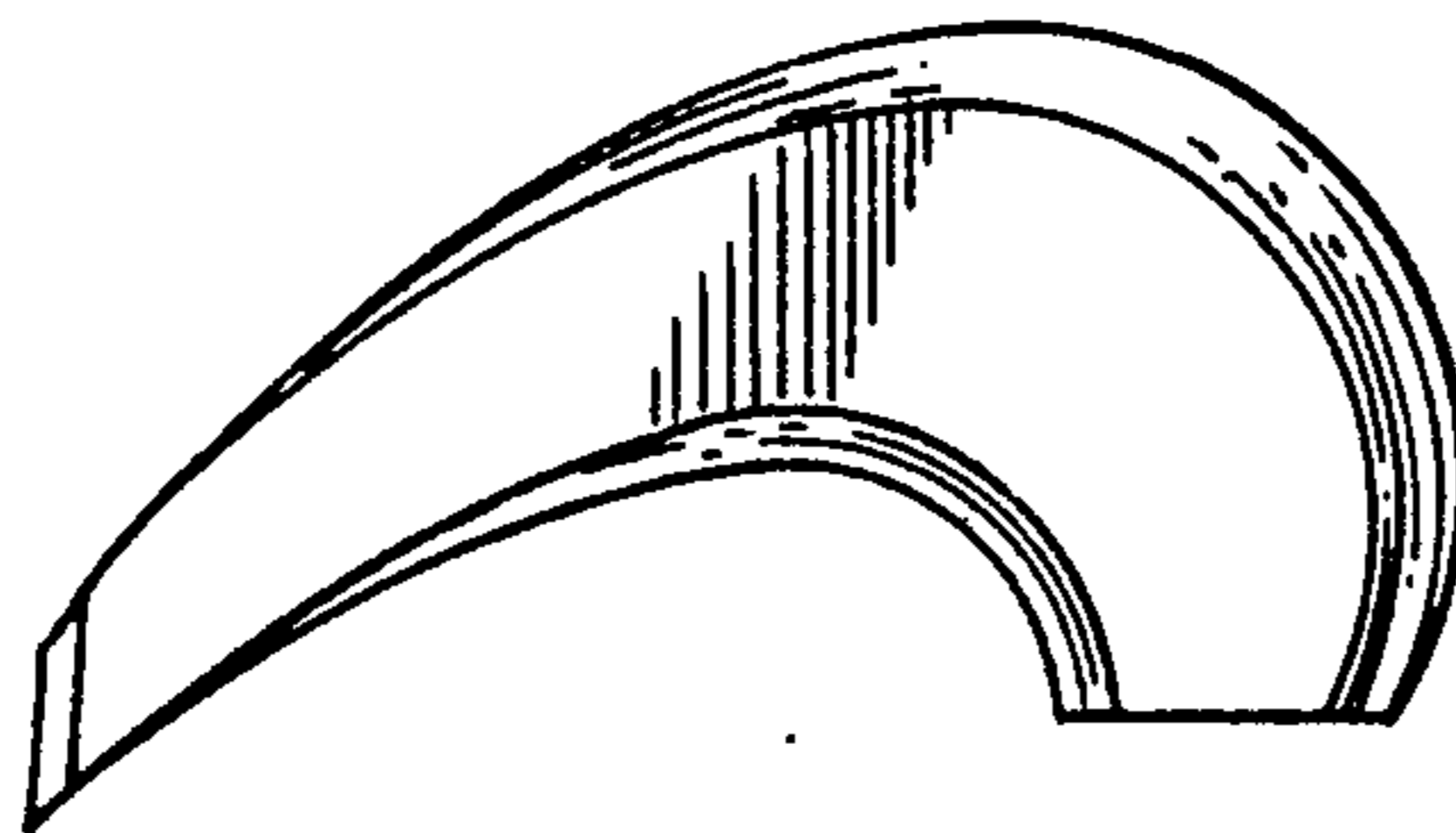


FIG. 5

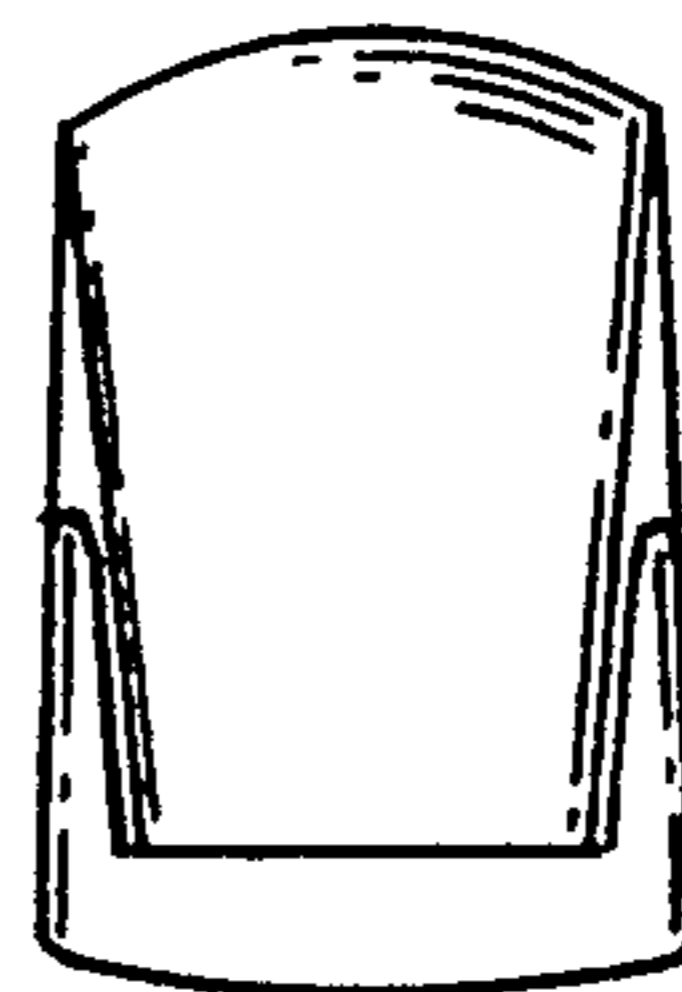


FIG. 6

