

[54] RETRACTABLE ROLLER DIRECTORY

[76] Inventors: Gaudet Allen; Gaudet E. Allen, both of 1217 Blue Hills Ave., Bloomfield, Conn. 06002

[**] Term: 14 Years

[21] Appl. No.: 172,134

[22] Filed: Mar. 23, 1988

[52] U.S. Cl. D20/42; D20/10; D20/21

[58] Field of Search D20/10, 19, 21, 28, D20/29, 42; 40/661, 658, 493, 503, 642, 611, 612; 362/812

[56] References Cited

U.S. PATENT DOCUMENTS

433,841	8/1890	Williamson	40/517
679,462	7/1901	Burkhart	40/503
1,583,998	5/1926	Rickey	40/517
1,688,677	10/1928	Winter	40/517
1,728,649	9/1929	Winter	40/517
2,461,103	2/1949	Amis	40/642
2,828,562	4/1958	Warren	40/493

3,255,808	6/1966	Schimizzi	40/517
3,466,776	9/1969	Paige	40/517
4,525,946	7/1985	Olson	40/584


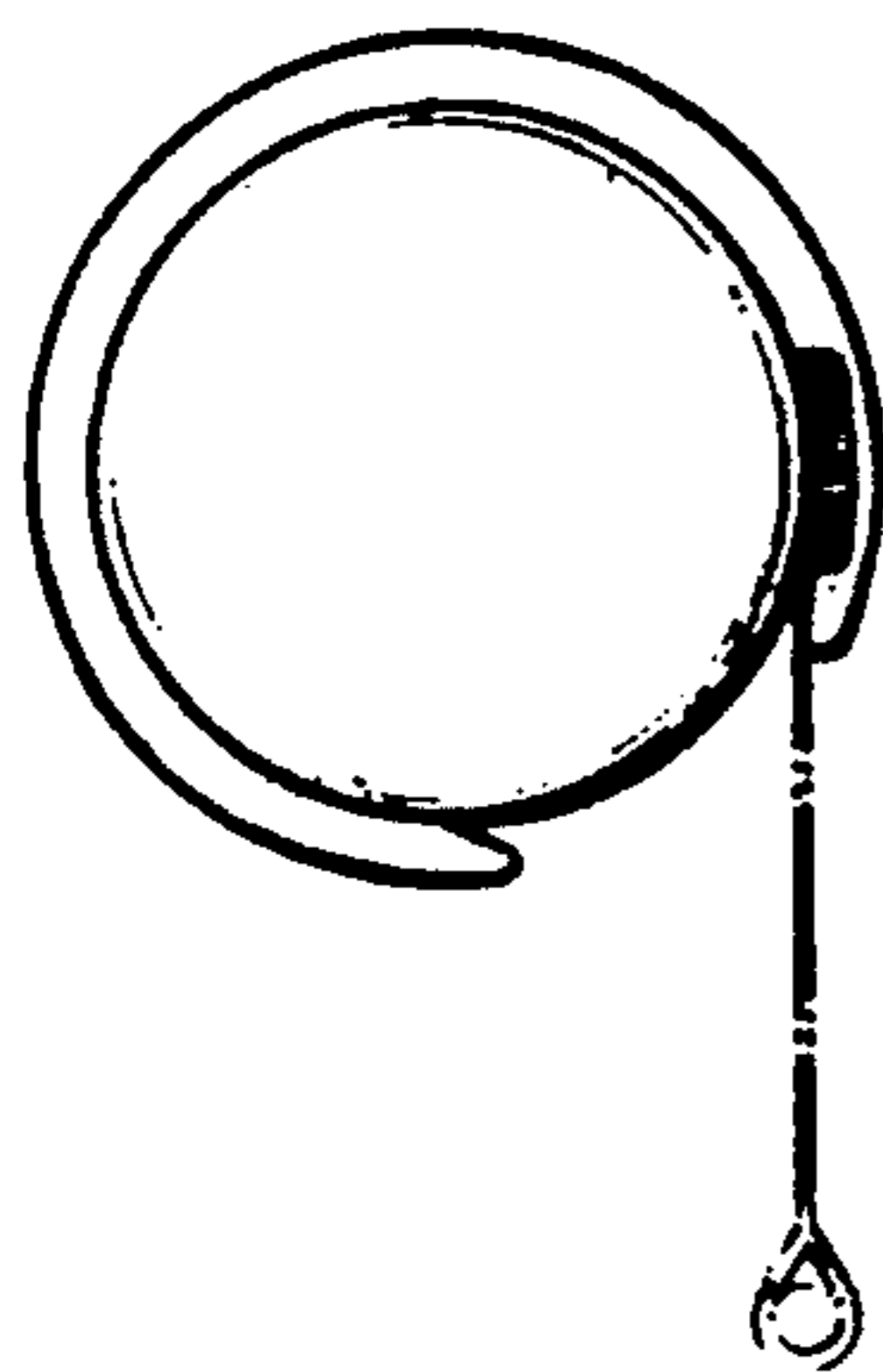
Primary Examiner—Wallace R. Burke
Assistant Examiner—Marcus Jackson
Attorney, Agent, or Firm—Chilton, Alix & Van Kirk

[57] CLAIM

The ornamental design for a retractable roller directory, as shown and described.

DESCRIPTION

FIG. 1 is a front elevational view of a retractable roller directory showing my new design; FIG. 2 is a top plan view thereof; FIG. 3 is a bottom plan view thereof; FIG. 4 is a back elevational view thereof; FIG. 5 is a left end elevational view thereof, both ends being identical; FIG. 6 is a front elevational view of a second embodiment thereof; FIG. 7 is a left end elevational view of the embodiment of FIG. 6, the top, bottom and back views being substantially identical to FIGS. 2, 3 and 4 respectively;






FIG. 2

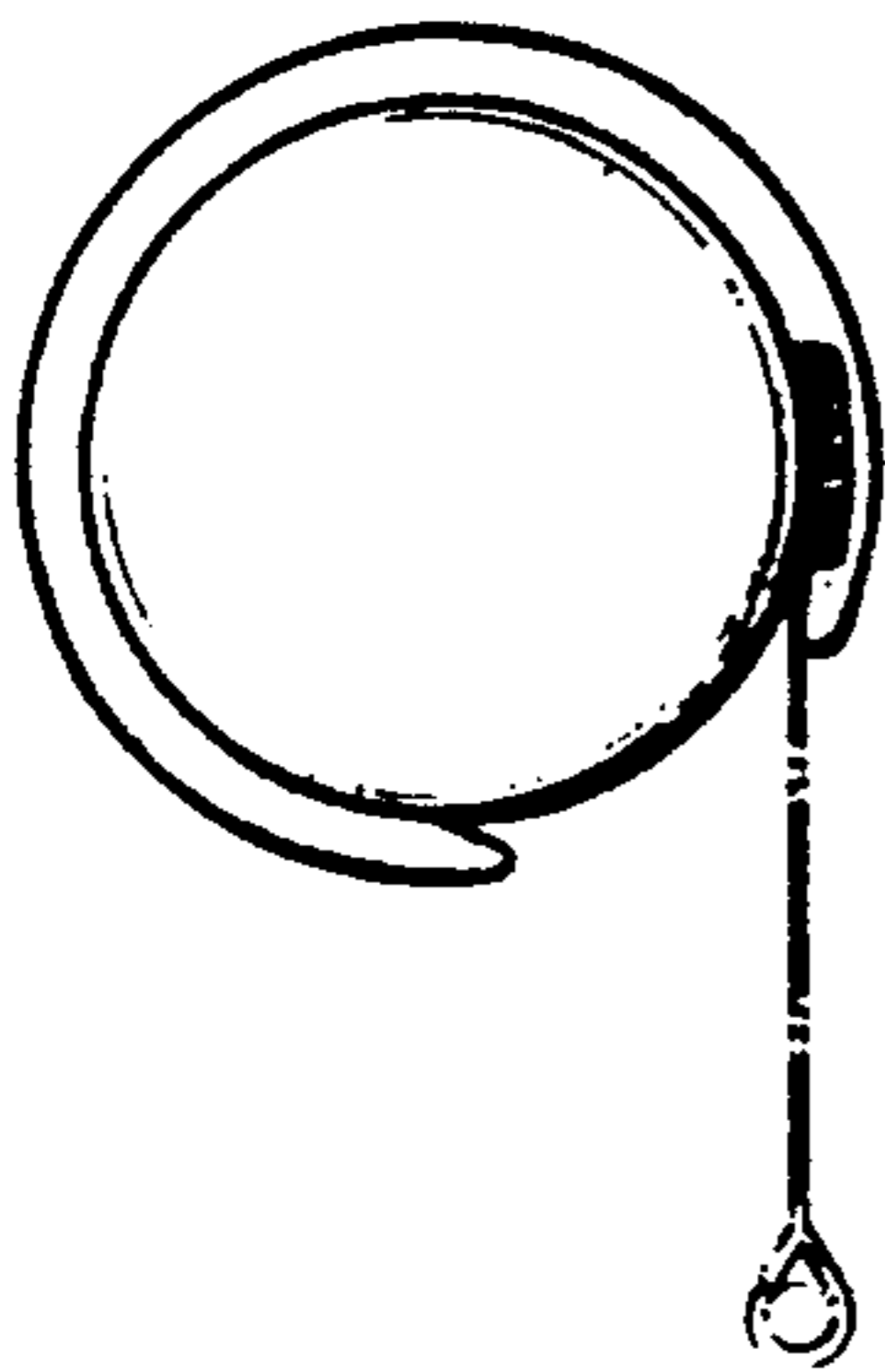


FIG. 5




FIG. 1

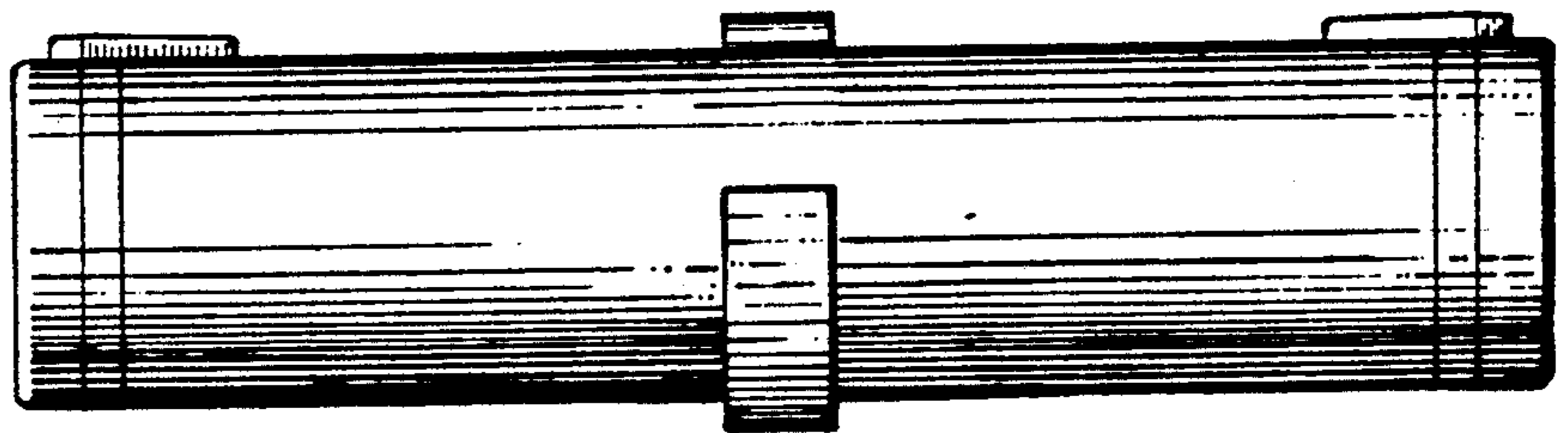


FIG. 3




FIG. 4

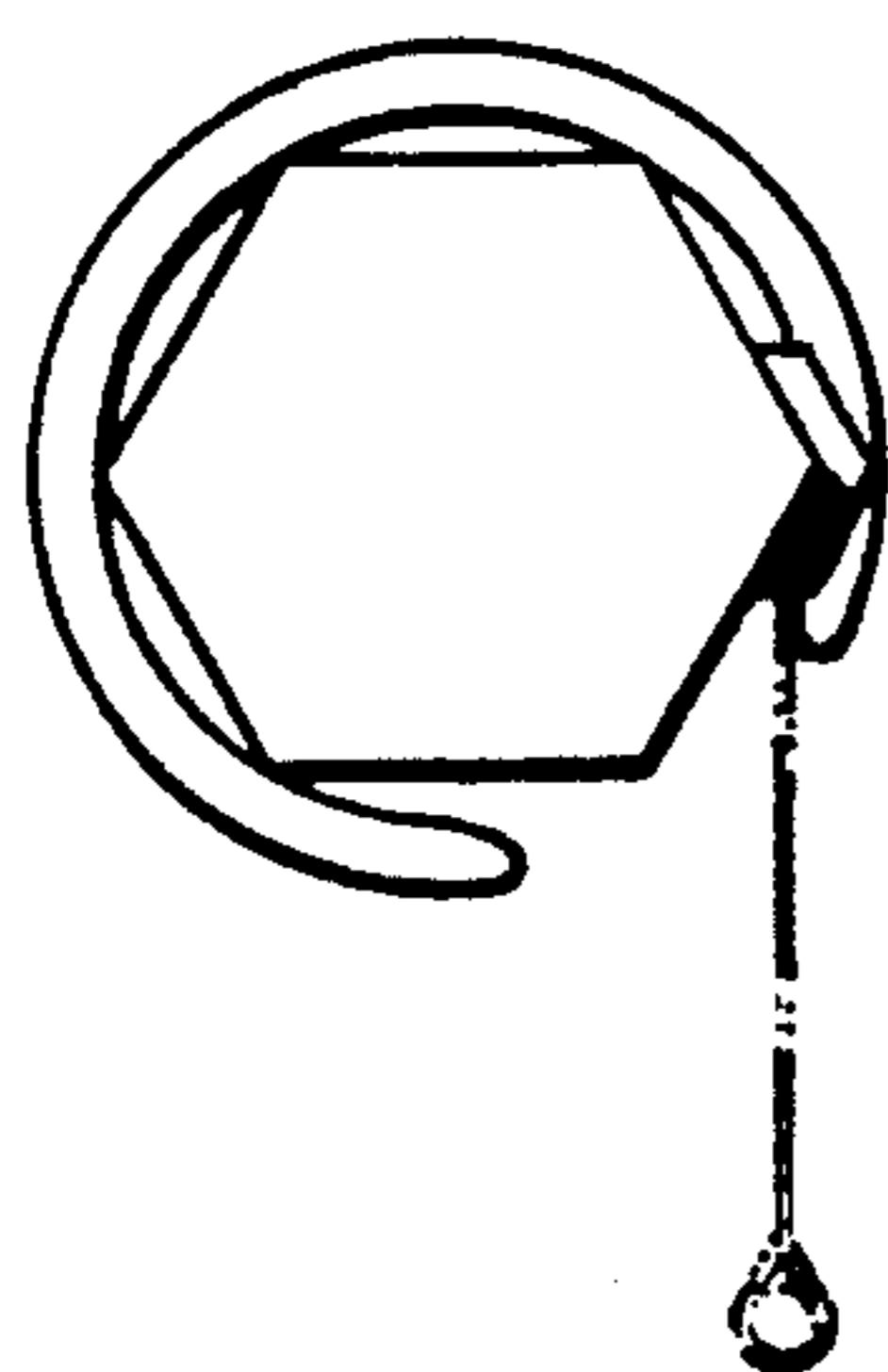


FIG. 7




FIG. 6