

[54] **ELECTRONIC CALCULATOR**
 [75] **Inventors: Masaji Sawada; Kouji Nishida, both of Osaka, Japan**
 [73] **Assignee: Sharp Corporation, Osaka, Japan**
 [**] **Term: 14 Years**
 [21] **Appl. No.: 421,693**
 [22] **Filed: Oct. 16, 1989**
 [30] **Foreign Application Priority Data**
 Apr. 19, 1989 [JP] Japan 1-14485
 [52] **U.S. Cl. D18/7**
 [58] **Field of Search D18/6, 7; 200/5 A; 235/6 R; 364/706-710**

D. 307,032 4/1990 Sawada et al. D18/7
 D. 309,747 8/1990 Sakaguchi et al. D18/7

OTHER PUBLICATIONS

Best Catalogue; 1983/84; p. 328, #1—TI Professional Business Analyst Calc. Model BA-55.
Radio Shack Catalogue; p. 161, #EC-4020.
 HFD—Retailing Home Furnishings, Jun. 30, 1980, p. 81; Toshiba LC-840WA.

Primary Examiner—Nelson C. Holtje
Assistant Examiner—Caron D. Veynar
Attorney, Agent, or Firm—Flehr, Hohbach, Test, Albritton & Herbert

CLAIM

[57] The ornamental design for an electronic calculator, shown and described.

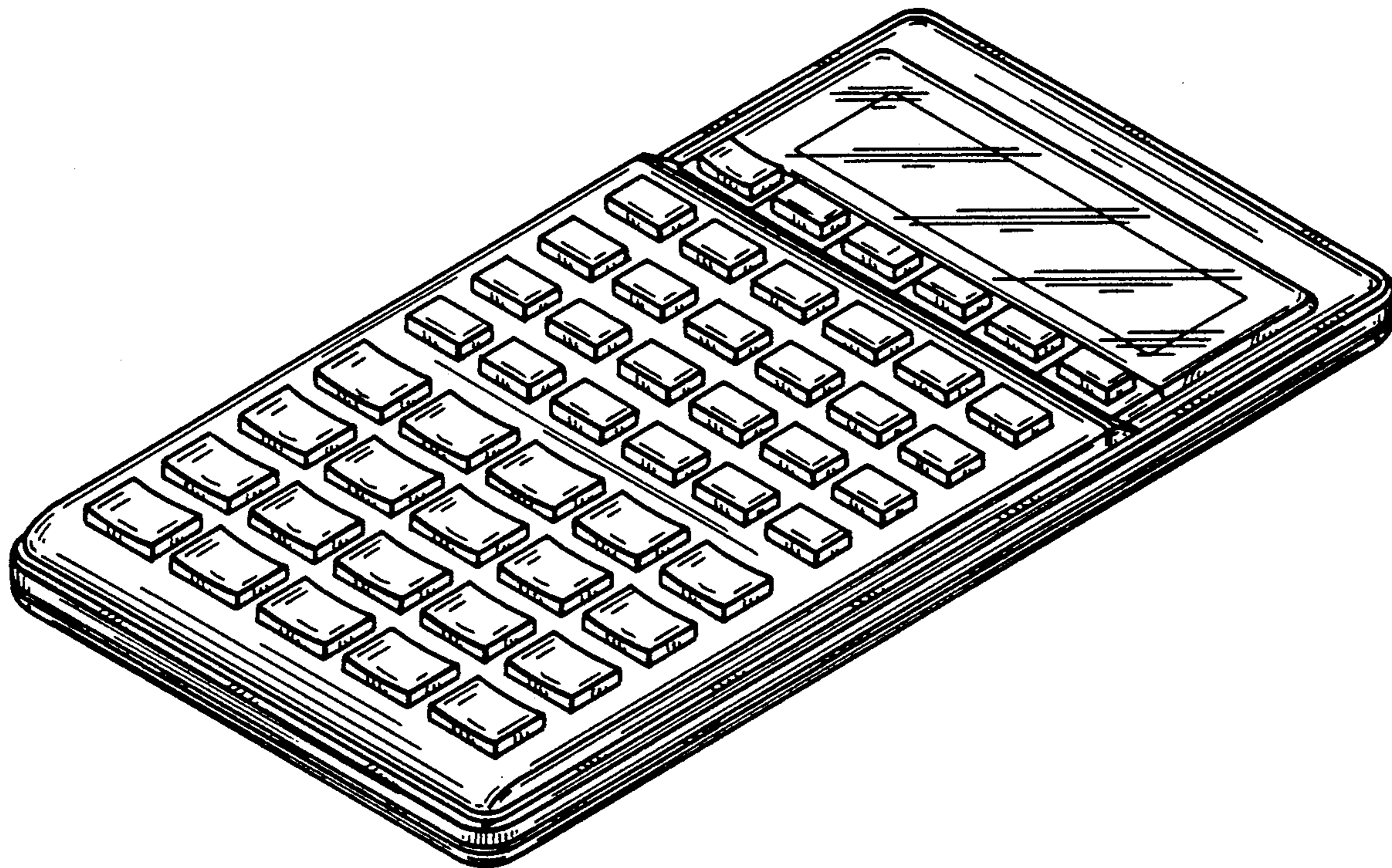
References Cited

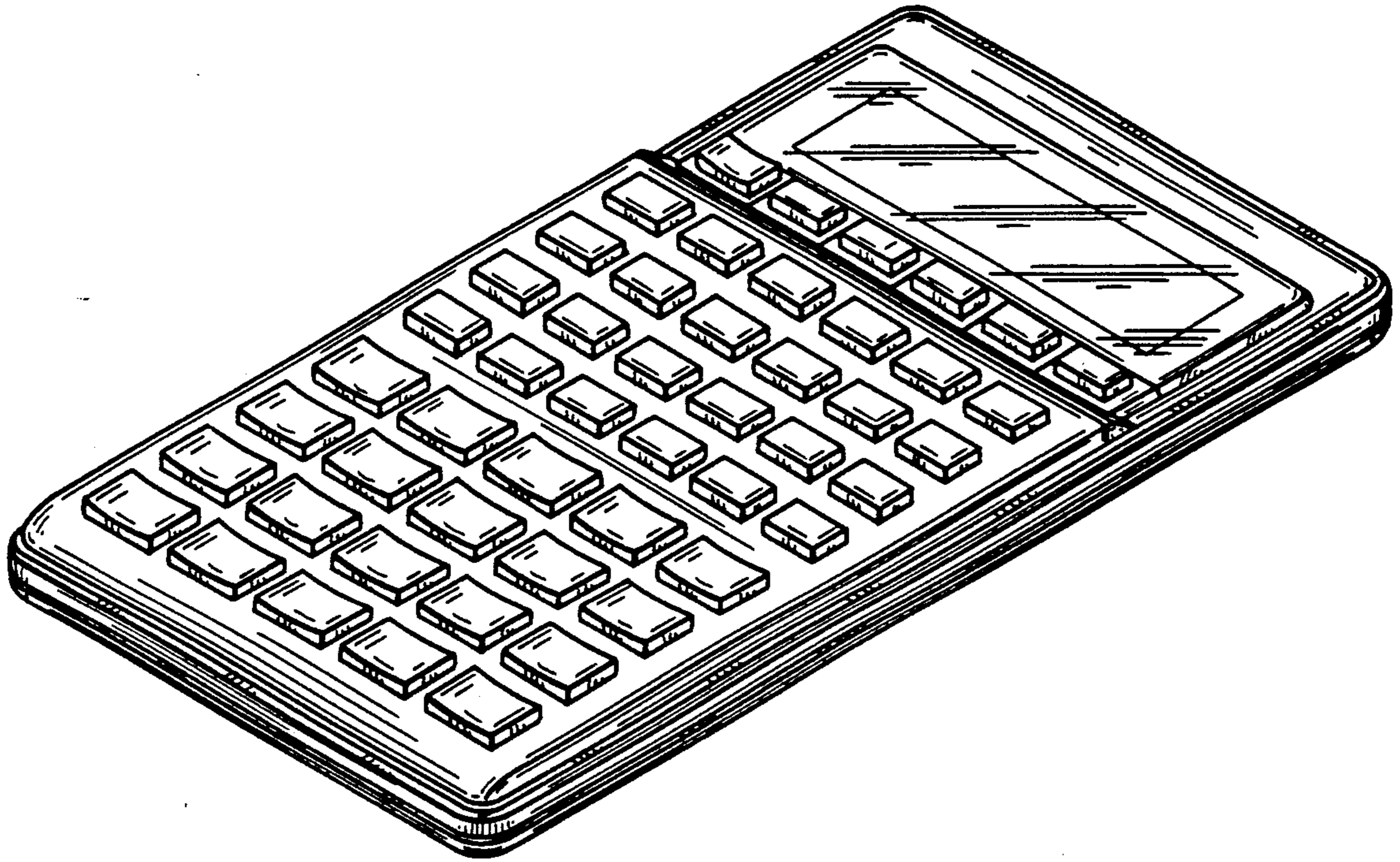
U.S. PATENT DOCUMENTS

D. 269,624 7/1983 Sakata D18/7
 D. 273,304 4/1984 Sakata D18/7
 D. 273,393 4/1984 Sakamoto D18/7
 D. 273,593 4/1984 Sakamoto D18/7
 D. 275,769 10/1984 Yamada D18/7
 D. 276,242 11/1984 Sakamoto D18/7
 D. 287,139 12/1986 Hayashi D18/7
 D. 297,947 10/1988 Yubisui et al. D18/7
 D. 303,681 9/1989 Sakaguchi et al. D18/7


DESCRIPTION

FIG. 1 is a right, front and top perspective view of an electronic calculator showing our new design;
 FIG. 2 is a top plan view thereof;
 FIG. 3 is a bottom plan view thereof;
 FIG. 4 is a front elevational view thereof;
 FIG. 5 is a rear elevational view thereof;
 FIG. 6 is a right side elevational view thereof; and
 FIG. 7 is a left side elevational view thereof.





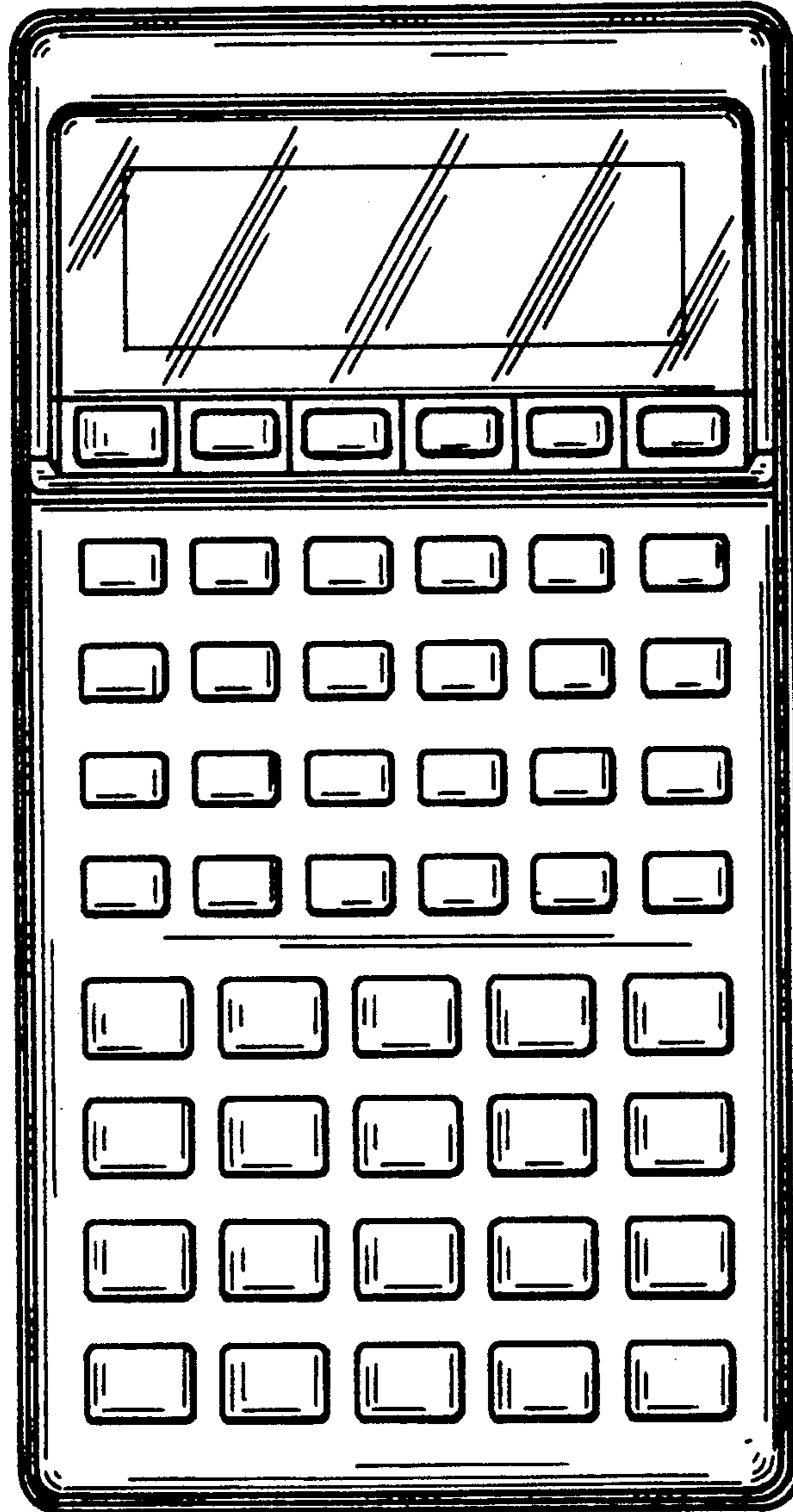
FIG_1



FIG_4



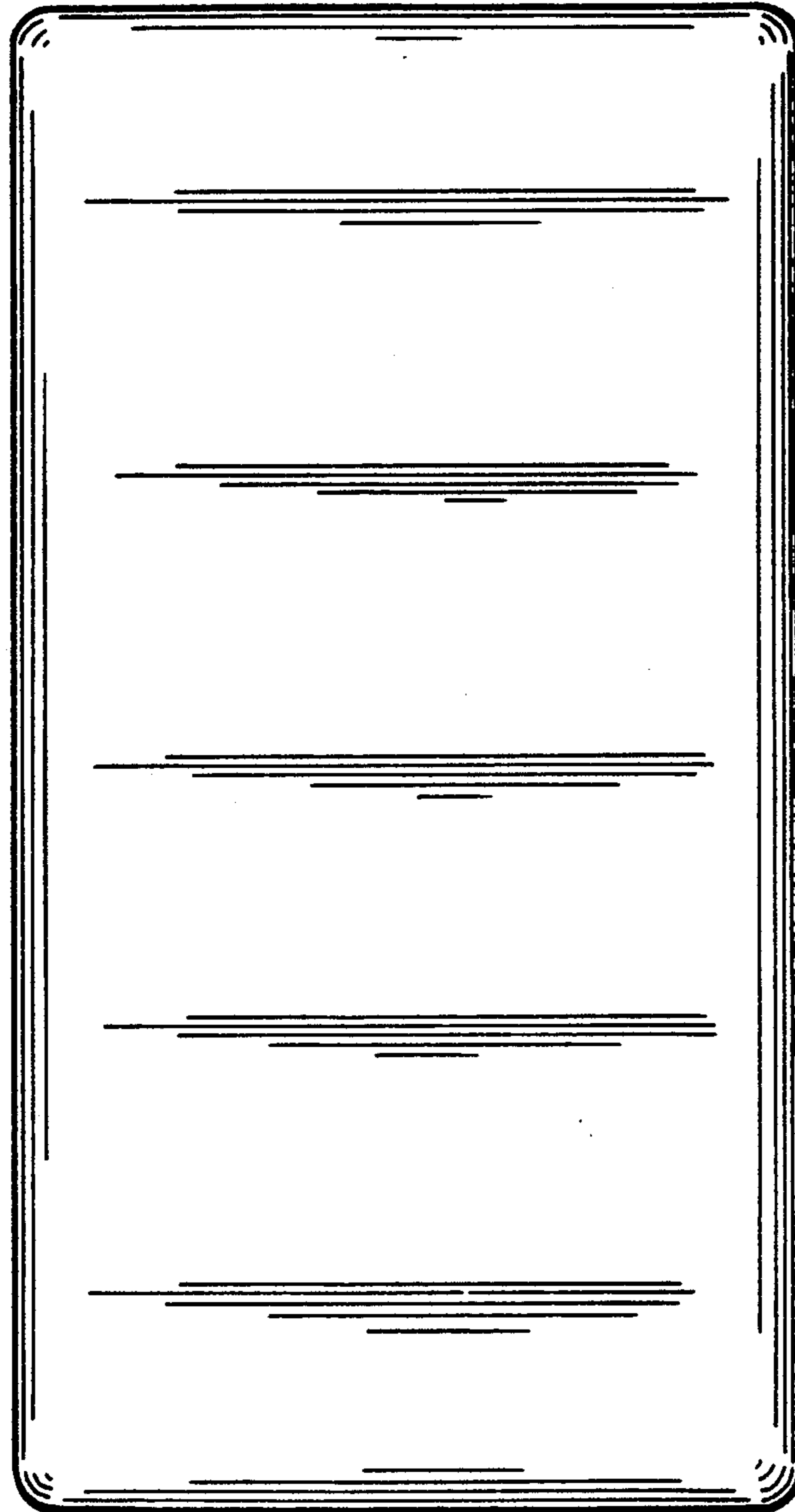
FIG_5



FIG_2



FIG_6



FIG_3



FIG_7