

[54] TAPE REWINDER

[76] Inventor: Joe Wei, No. 125, Wan Shou Road, Sec. 3, Taoyuan Hsien, Taiwan

[\*\*] Term: 14 Years

[21] Appl. No.: 308,694

[22] Filed: Feb. 10, 1989

[52] U.S. Cl. .... D14/217; D14/239

[58] Field of Search ..... D14/124-125, D14/135, 141, 160-166, 217, 239, 299; 242/179, 197, 199-201

[56] References Cited

U.S. PATENT DOCUMENTS

D. 284,368	6/1986	Stansbury, Jr. ....	D14/141
D. 289,279	4/1987	Liu .....	D14/217
4,614,991	9/1986	Marukami .....	242/200 X
4,947,270	8/1990	Paynter, III .....	242/197 X

OTHER PUBLICATIONS

Comb Catalog; p. 3; bottom right-VHS Video Cassette Rewinder.

The Synchronics Spring 1988 Catalog; p. 6; left-VCR Rewinder.

Fordham 1986 Winter Special catalog, p. 117; bottom left-BP VHS & Beta Tape Rewinders.

Primary Examiner—Theodore M. Shooman

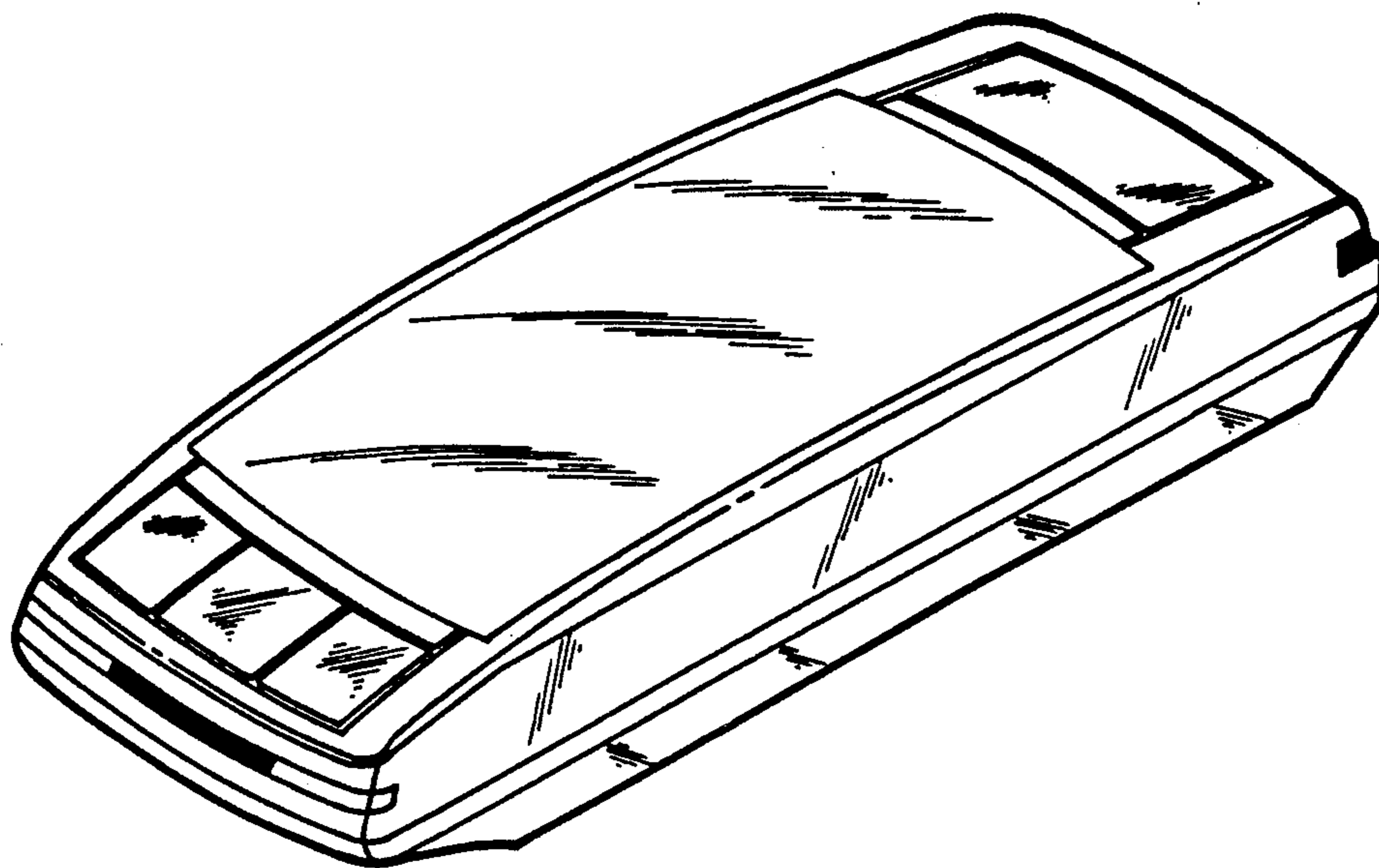
Attorney, Agent, or Firm—Lowe, Price, LeBlanc & Becker

[57] CLAIM

The ornamental design for a tape rewinder, as shown.

DESCRIPTION

FIG. 1 is a top, front and right side perspective view of a tape rewinder showing my new design;  
 FIG. 2 is a rear elevational view thereof;  
 FIG. 3 is a front elevational view thereof;  
 FIG. 4 is a right side elevational view thereof;  
 FIG. 5 is a left side elevational view thereof;  
 FIG. 6 is a top plan view thereof; and  
 FIG. 7 is a bottom plan view thereof.



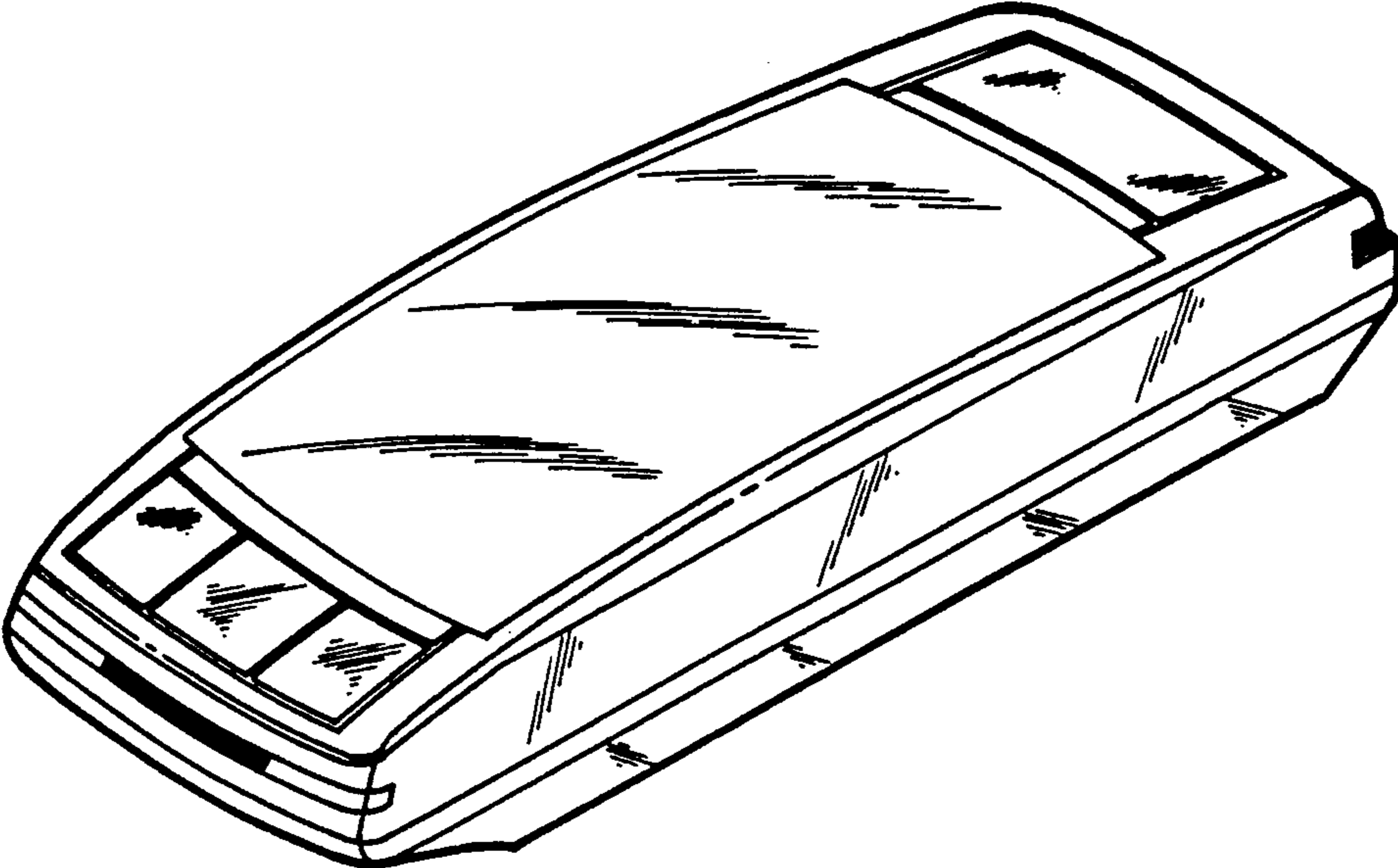


Fig. 1



Fig. 2




Fig. 3

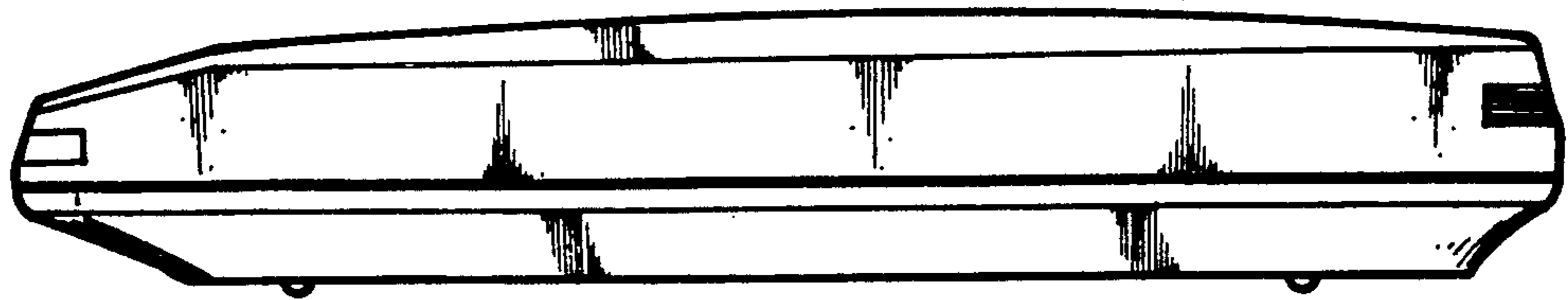


Fig. 4

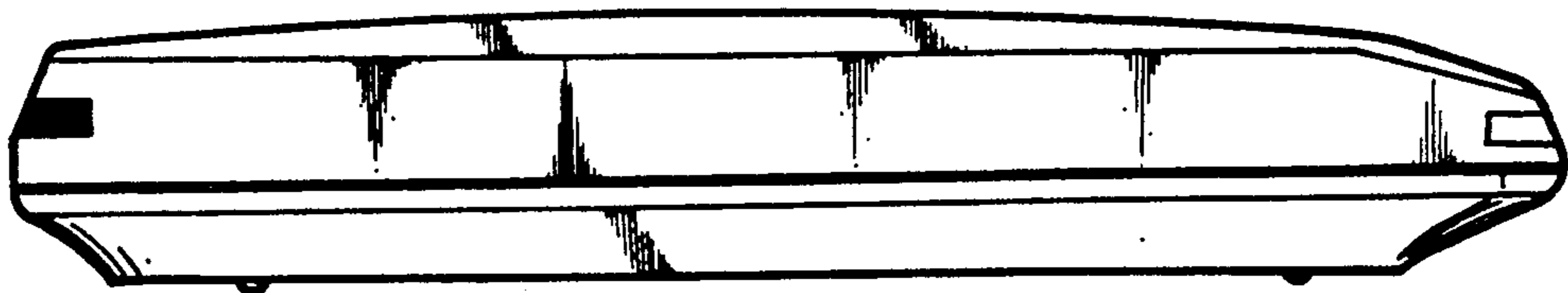


Fig. 5

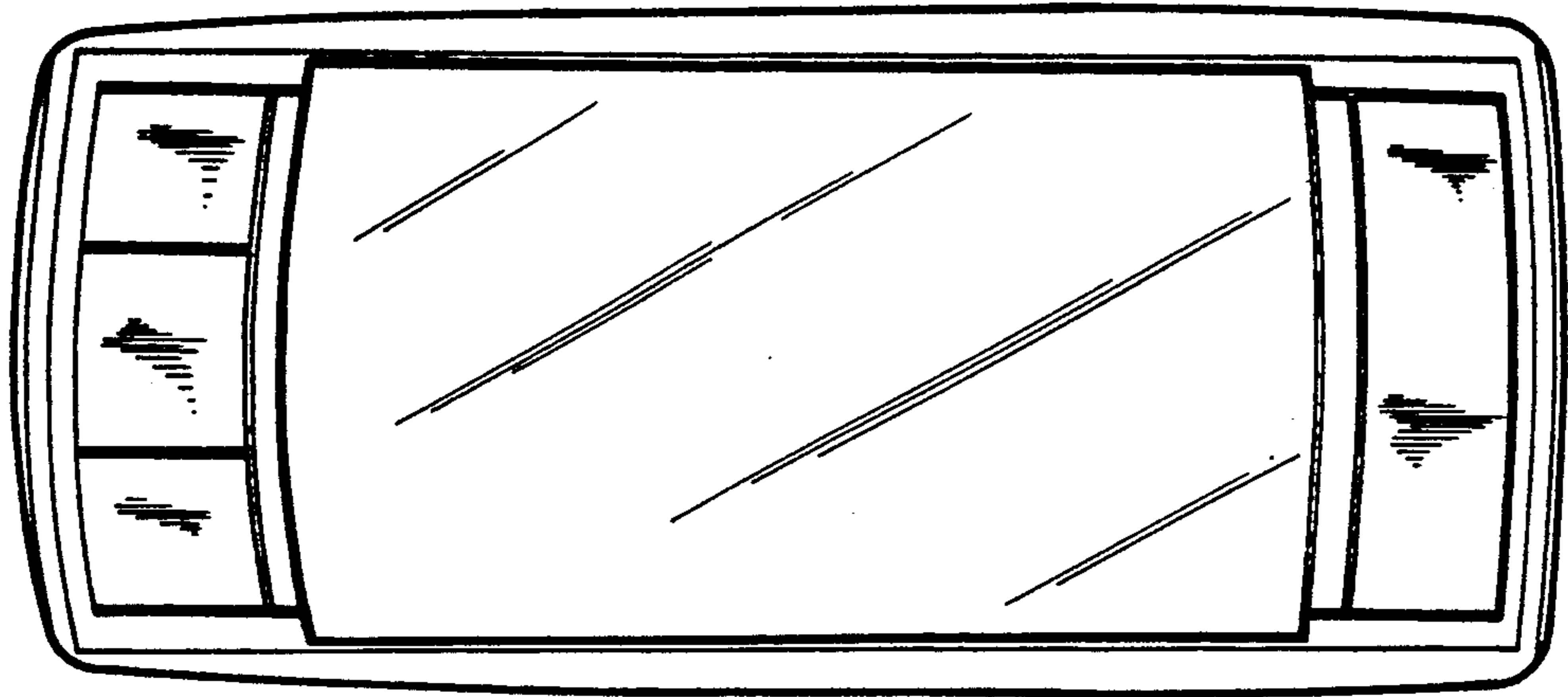


Fig. 6




Fig. 7