

- [54] TELEVISION RECEIVER
- [75] Inventors: Takashi Abe, Chiba; Michihiro Nakahara, Koshigaya; Kaoru Tanaka, Yokohama, all of Japan
- [73] Assignee: Kabushiki Kaisha Toshiba, Kawasaki, Japan
- [**] Term: 14 Years
- [21] Appl. No.: 407,134
- [22] Filed: Sep. 14, 1989
- [30] Foreign Application Priority Data
 - Mar. 23, 1989 [JP] Japan 1-10158
- [52] U.S. Cl. D14/133
- [58] Field of Search D14/114-114, D14/124-136, 217, 239, 299; 358/254, 255; 312/7.2

76144 4/1988 Rep. of Korea .
 81155 6/1988 Rep. of Korea .

OTHER PUBLICATIONS

Video Review; Nov. 1987, p. 74; left center-Sony Model KV-27DSI.
 HFD; 06/01/87; p. 101; top left-Magnavox Model RH7620AK.
 Video Review; Apr. 1986; p. 91; top right-Fisher Model HT-890.
 Hitachi Catalog; C33-JL1S.

Primary Examiner—Theodore M. Shooman
 Attorney, Agent, or Firm—Oblon, Spivak, McClelland, Maier & Neustadt

CLAIM

[57] The ornamental design fro a television receiver, as shown and described.

DESCRIPTION

FIG. 1 is a top, front and right side perspective view of a television receiver showing our new design;
 FIG. 2 is a front elevational view thereof;
 FIG. 3 is a right side elevational view thereof, a left side elevational view being a mirror image of the right;
 FIG. 4 is a top plan view thereof;
 FIG. 5 is a rear elevational view thereof;
 FIG. 6 is a bottom plan view thereof; and
 FIG. 7 is a top, front and right side perspective view thereof with grilles taken off.

- [56] References Cited
- U.S. PATENT DOCUMENTS
 - D. 256,920 9/1980 Takashima et al. D14/133 X
 - D. 281,162 10/1985 Takahashi et al. D14/133
 - 289,161 4/1987 Aoki et al. D14/133
- FOREIGN PATENT DOCUMENTS
 - 413421 1/1976 Japan .
 - 691035 11/1986 Japan .
 - 691879 11/1988 Japan .




FIG. 1




FIG. 2




FIG. 3

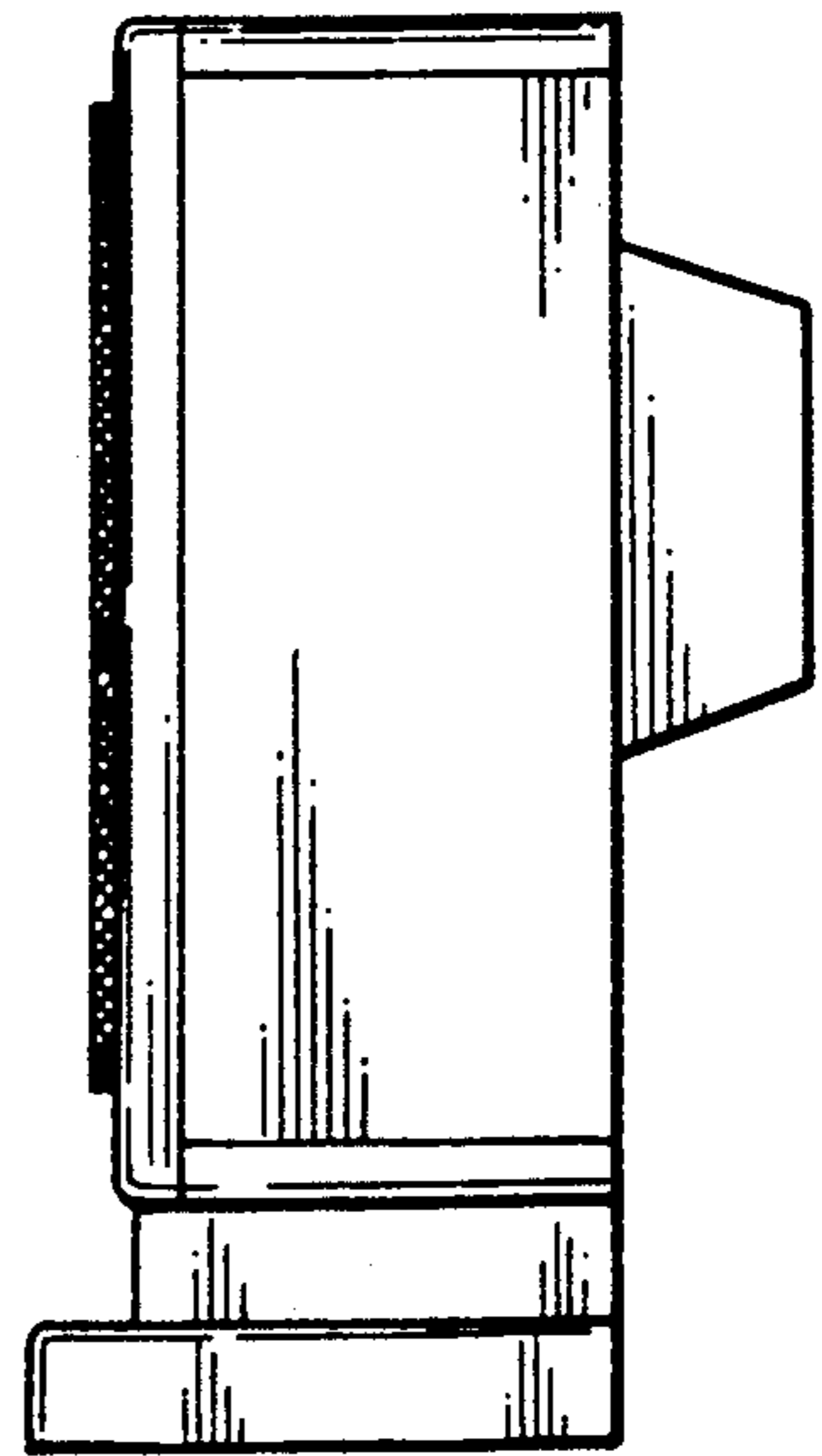


FIG. 4

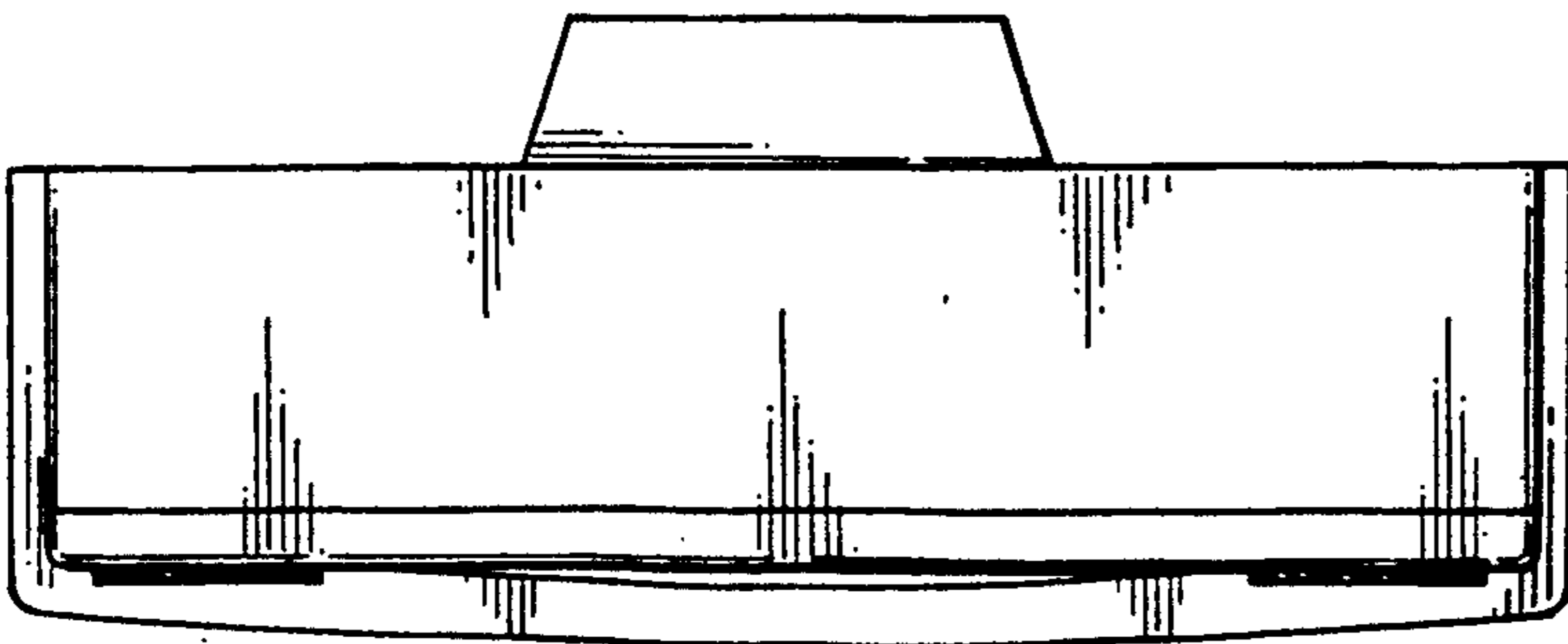


FIG. 5

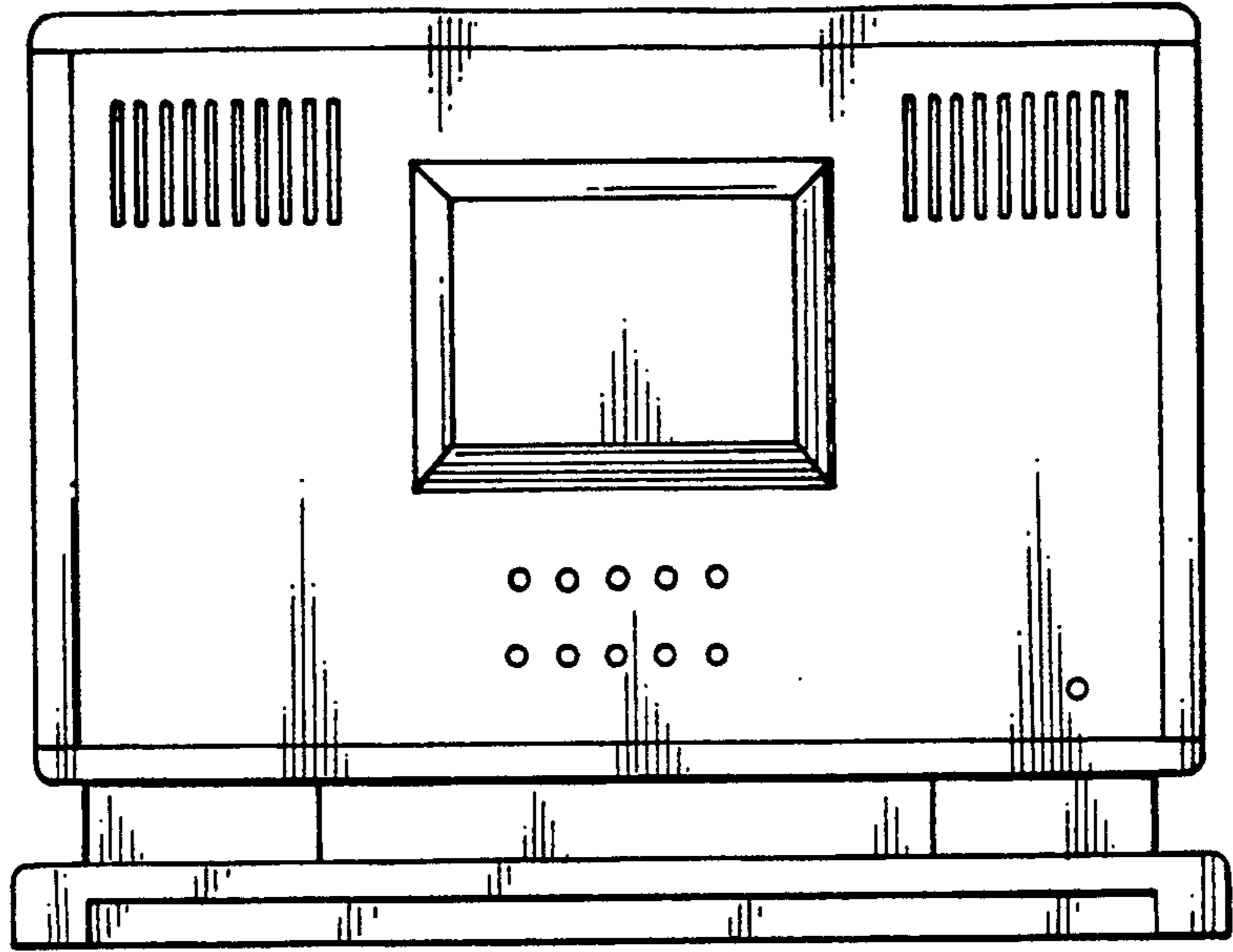


FIG. 6

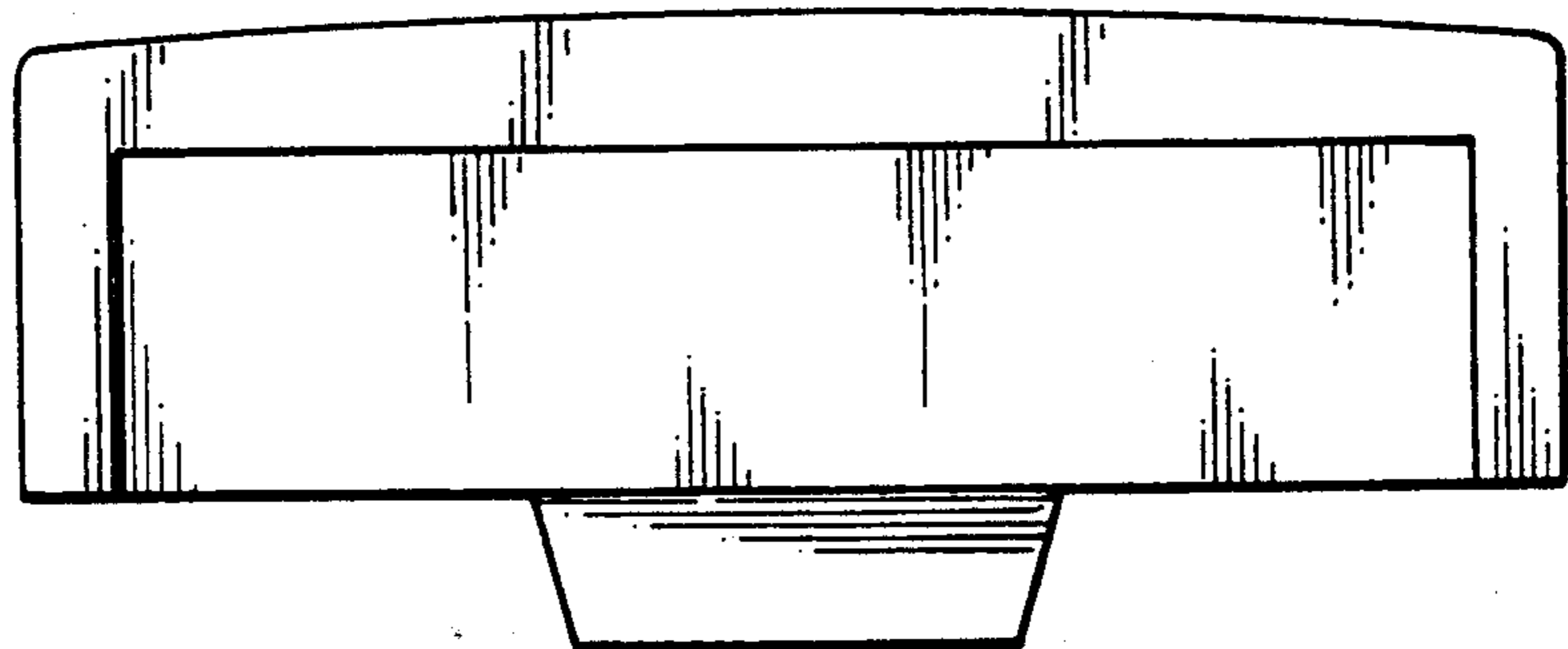


FIG. 7

