

[54] **FLOWER POT COVER**

[75] **Inventors:** Donald E. Weder; Erwin H. Weder, both of Highland, Ill.; Wanda M. Weder, Highland, Calif.; Franklin J. Craig, Valley Park, Mo.; Wilma M. Donnelly, Highland, Ill.; Phyllis J. Bolk, Highland, Ill.; John W. Bergstrand, Highland, Ill.; Robert C. Abrams, Edwardsville, Ill.

[73] **Assignee:** Highland Supply Corporation, Highland, Ill.

[\*] **Notice:** The portion of the term of this patent subsequent to Apr. 2, 2005 has been disclaimed.

[\*\*] **Term:** 14 Years

[21] **Appl. No.:** 108,023

[22] **Filed:** Oct. 13, 1987

**Related U.S. Application Data**

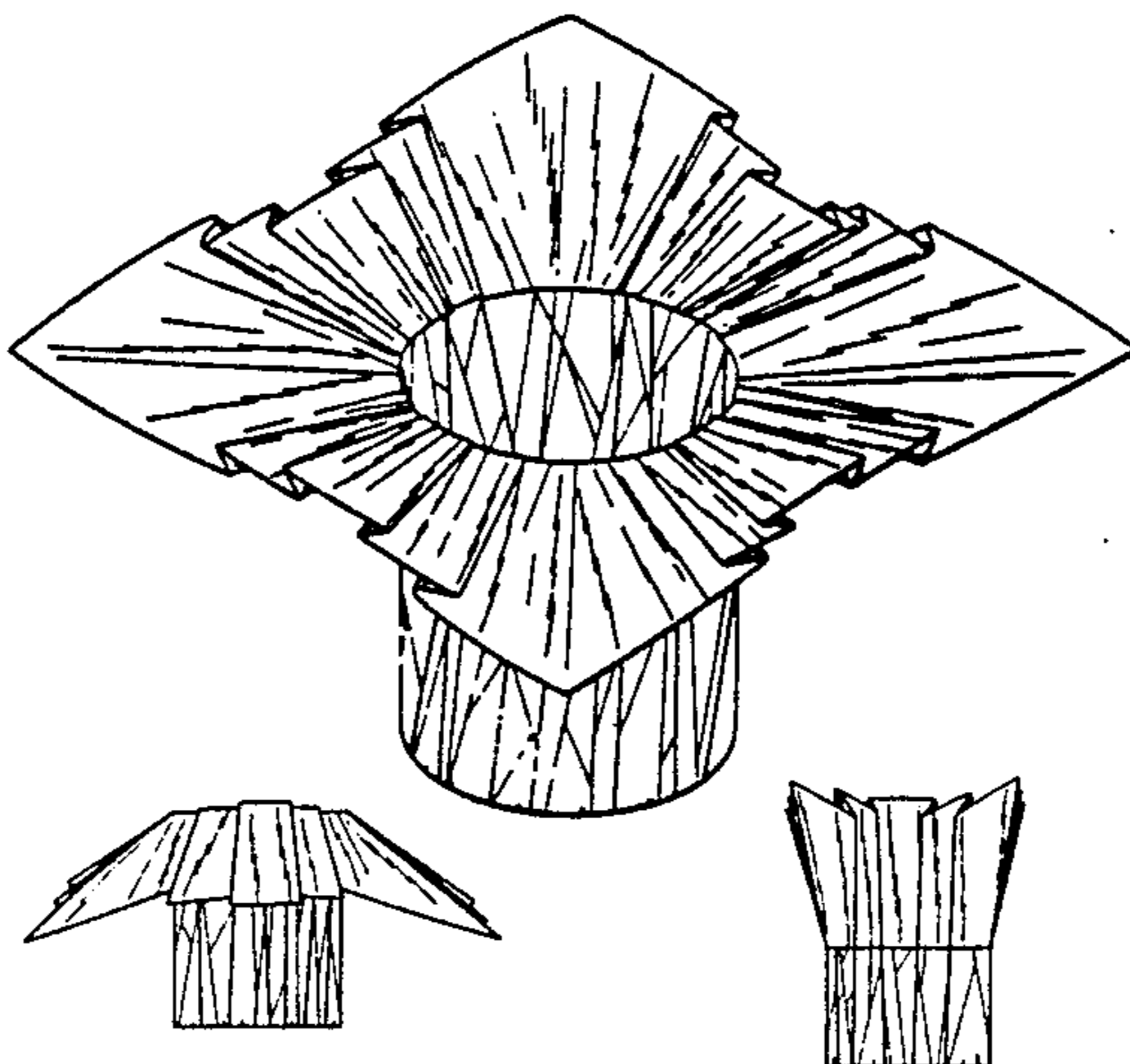
[63] Continuation-in-part of Ser. No. 613,053, May 22, 1984, Pat. No. Des. 293,224.  
 [52] **U.S. Cl.** ..... D11/164; D11/143  
 [58] **Field of Search** ..... D11/143, 152, 153, 155, D11/156, 164; 47/66, 72; 206/423; 215/100.5; 229/4.5, 922; 248/27.8; 428/35.1, 542.6

[56] **References Cited**

**U.S. PATENT DOCUMENTS**

209,788	11/1878	Affel .	
D. 254,659	4/1980	Karotseris .....	D11/143
D. 287,950	1/1987	Weder et al. ....	D11/143
D. 289,024	3/1987	Vaughn .....	D11/164
D. 289,982	5/1987	Weder et al. ....	D11/164
D. 292,182	10/1987	Weder et al. ....	D11/164
D. 292,183	10/1987	Weder et al. ....	D11/164
D. 292,184	10/1987	Weder et al. ....	D11/164
D. 292,185	10/1987	Weder et al. ....	D11/164
D. 292,186	10/1987	Weder et al. ....	D11/164
D. 292,187	10/1987	Weder et al. ....	D11/164
D. 292,188	10/1987	Weder et al. ....	D11/164
D. 292,189	10/1987	Weder et al. ....	D11/164
D. 292,190	10/1987	Weder et al. ....	D11/164
D. 292,191	10/1987	Weder et al. ....	D11/164

D. 292,561	11/1987	Weder et al. ....	D11/164
D. 292,562	11/1987	Weder et al. ....	D11/164
D. 292,563	11/1987	Weder et al. ....	D11/164
D. 293,222	12/1987	Weder et al. .	
D. 293,223	12/1987	Weder et al. .	
D. 293,304	12/1987	Weder et al. ....	D11/164
D. 293,305	12/1987	Weder et al. ....	D11/164
D. 293,306	12/1987	Weder et al. ....	D11/164
D. 293,307	12/1987	Weder et al. ....	D11/164
D. 293,308	12/1987	Weder et al. ....	D11/164
D. 293,774	1/1988	Weder et al. .	
D. 293,775	1/1988	Weder et al. .	
D. 296,535	7/1988	Weder et al. ....	D11/149
D. 297,422	8/1988	Weder et al. ....	D11/164
D. 298,017	10/1988	Weder et al. ....	D11/164
D. 301,565	6/1989	Weder .....	D11/152
D. 302,139	7/1989	Weder .....	D11/153
D. 302,253	7/1989	Weder .....	D11/153
D. 302,254	7/1989	Weder .....	D11/153
D. 302,404	7/1989	Weder .....	D11/153
D. 302,405	7/1989	Weder .....	D11/155
D. 302,406	7/1989	Weder .....	D11/155
D. 302,407	7/1989	Weder .....	D11/155
D. 303,775	10/1989	Weder .....	D11/155
1,069,675	8/1913	Claussen .	
1,446,563	2/1923	Hughes .	
1,520,647	12/1924	Hennegan .	
1,868,853	7/1932	Sievers .	
1,924,926	8/1933	Gray .....	65/53
2,302,259	11/1942	Rothfuss .....	41/10
2,355,559	8/1944	Renner .....	229/8
2,482,981	9/1949	Kamrass .....	41/13
2,967,652	1/1961	Canfield et al. ....	229/5.5
3,022,605	2/1962	Reynolds .....	47/58
3,271,922	9/1966	Wallerstein et al. .	
3,428,022	1/1970	Vittoria .	
3,542,616	11/1970	Cain et al. ....	156/224
3,962,503	6/1976	Crawford .....	428/40
4,043,077	8/1977	Stonehocker .....	47/66
4,118,890	10/1978	Shore .....	47/28 R
4,170,618	10/1979	Adams .....	264/101
4,216,620	8/1980	Weder et al. ....	47/72
4,300,312	11/1981	Weder et al. ....	D11/143
4,413,725	11/1983	Bruno et al. ....	206/45.33
4,508,223	4/1985	Catrambone .....	206/423
4,733,521	3/1988	Weder et al. ....	53/580
4,773,182	9/1988	Weder et al. ....	47/72
4,795,601	1/1989	Cheng .....	264/138
4,835,834	6/1989	Weder .....	29/525



## FOREIGN PATENT DOCUMENTS

560532 4/1975 Switzerland .

## OTHER PUBLICATIONS

Exhibit A. Curtis Wagner Co., Inc., Houston, TX, Shows Thick, Stiff, Shiny Red Plastic Pot Cover with Large Scalloped Border. (Photograph) Date Unknown.

Exhibit B. Date of First Use Unknown, Jacobson Pot Cover Co., Scranton, PA Advertising Literature.

Exhibit C. Photograph of Pot Cover, Manufacturer Unknown. Date Unknown.

Exhibit D. Photocopy of Photo of Pot Cover ("Platform Pot Dresser") made by John Raisen Corp., San Francisco, CA. Date of First Use Unknown.

Exhibit E. Photograph of 2-Part Pot Cover System made by Floral Decor, subsidiary of John Henry Co., Lansing MI. Date Unknown.

Exhibit F. Photo of Pot Cover made by a Holland Company ("K.P.I."). Date of first public use believed to be late 1984.

Exhibit G. "The Glass of Frederick Carder", copyright 1971 by P. V. Gardner, showing various styles of glass basket-like vases or containers.

Exhibit H. "Speed Cover" Brochure, Published 1983 by Applicants, showing various pot covers.

Exhibit I. "Speed Cover" Brochure, Published 1983 by Applicants, showing various pot covers.

Exhibit J. Item Published in 1936 by Gellman Bros., Minneapolis, MN. Shows an Assortment of Paper Hats.

Exhibit K. Photo of Various Other Flower Pot Wrapping Sold in Rolls or Sheets and Used in the Floral Industry Many Years.

Exhibit L. Photo of Pot Cover made of Woven Straw--Like Material. Date Unknown.

Exhibit M. Photo of Basket-Type Pot Cover Used in the Floral Industry. Date Unknown.

Exhibit N. "Speed Cover" Brochure, Published 1984 by Applicants, Showing Various Pot Covers.

*Primary Examiner*—B. J. Bullock

*Attorney, Agent, or Firm*—Dunlap, Coddling, Peterson & Lee

[57]

## CLAIM

The ornamental design for a flower pot cover, as shown and described.

## DESCRIPTION

FIG. 1 is a perspective view of a flower pot cover showing our new design;

FIG. 2 is a reduced side elevational view thereof, all sides being identical;

FIG. 3 is a reduced top plan view thereof;

FIG. 4 is a reduced bottom plan view thereof;

FIG. 5 is a reduced side elevational view of a second embodiment of the design of FIG. 1, the only difference being the angle of the skirt;


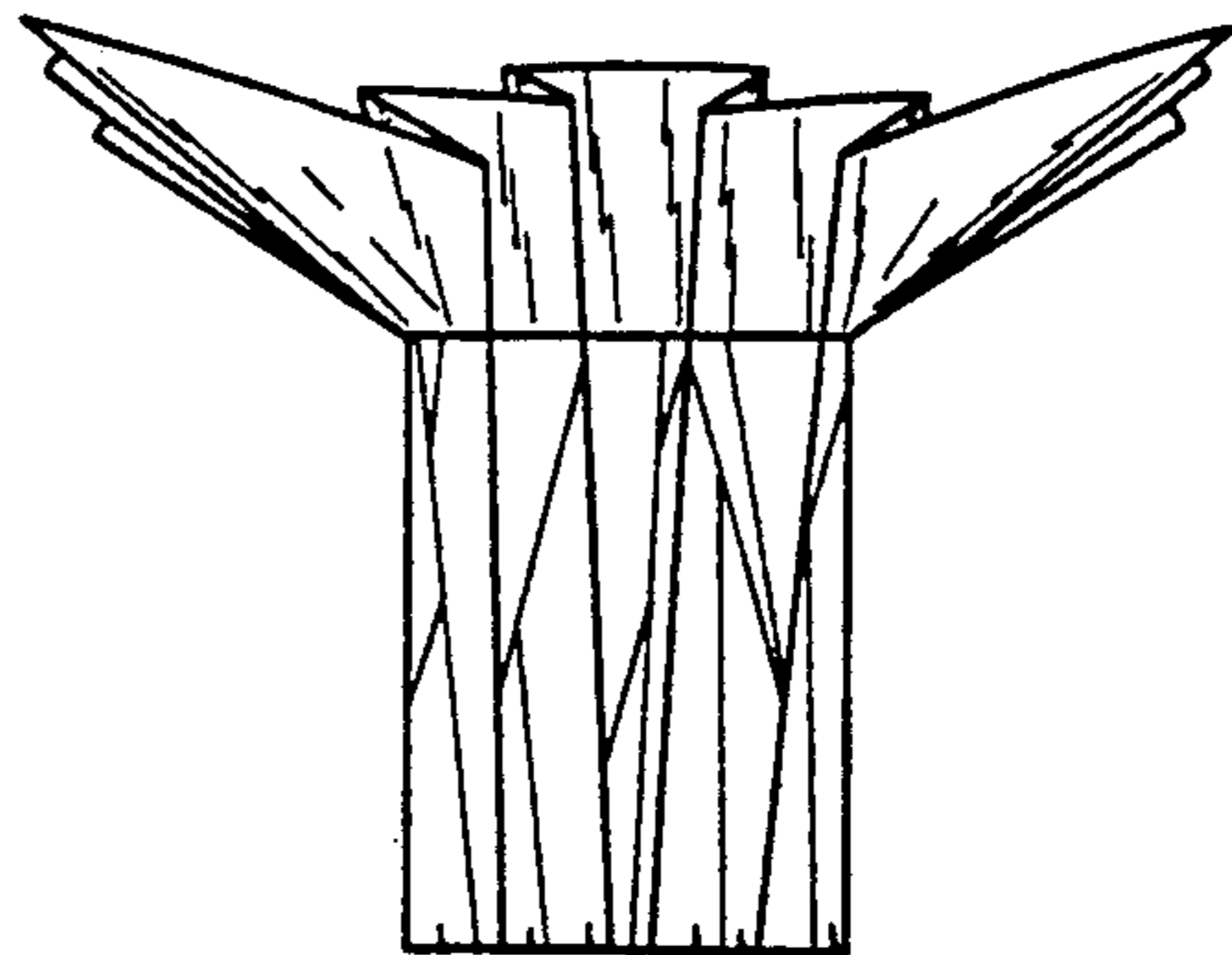
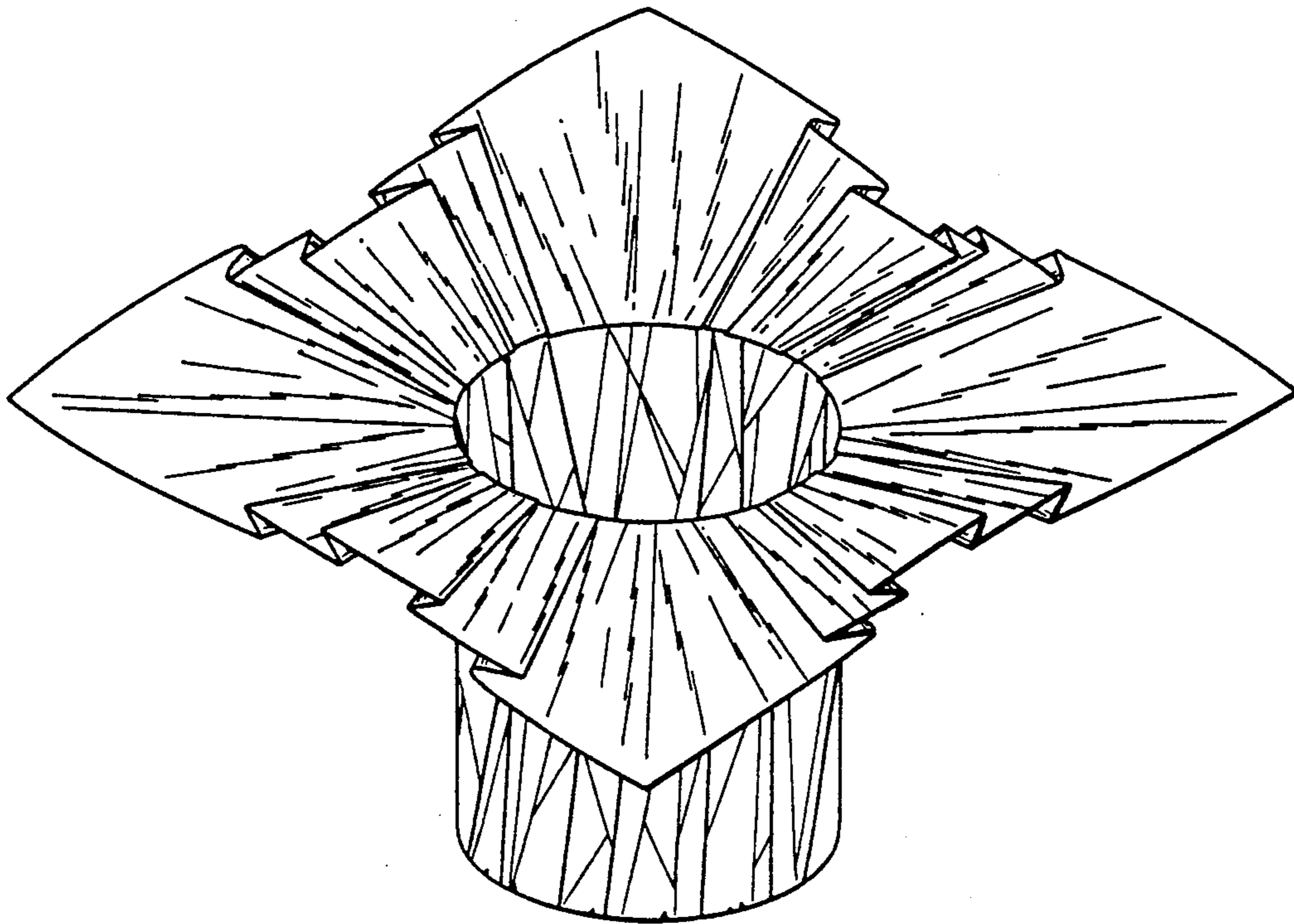
FIG. 6 is a reduced side elevational view of a third embodiment of the design of FIG. 1, the only difference being the angle of the skirt;

FIG. 7 is a reduced side elevational view of a fourth embodiment of the design of FIG. 1, the only difference being the height of the body;

FIG. 8 is a reduced side elevational view of a fifth embodiment of the design of FIG. 1, the only differences being the angle of the skirt and the height of the body;

FIG. 9 is a reduced side elevational view of a sixth embodiment of the design of FIG. 1, the only differences being the angle of the skirt and the height of the body.








FIG. 4

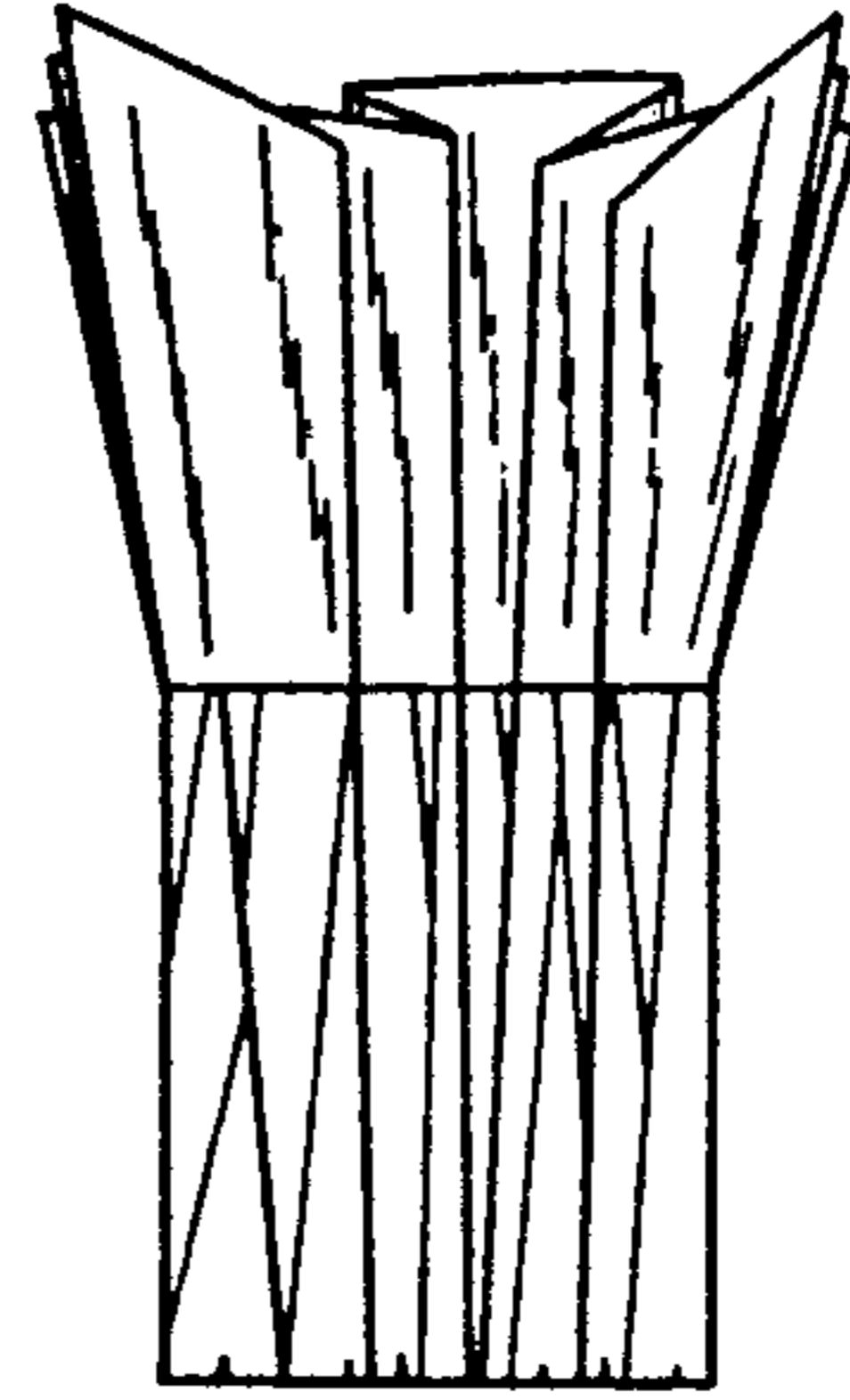


FIG. 5




FIG. 6

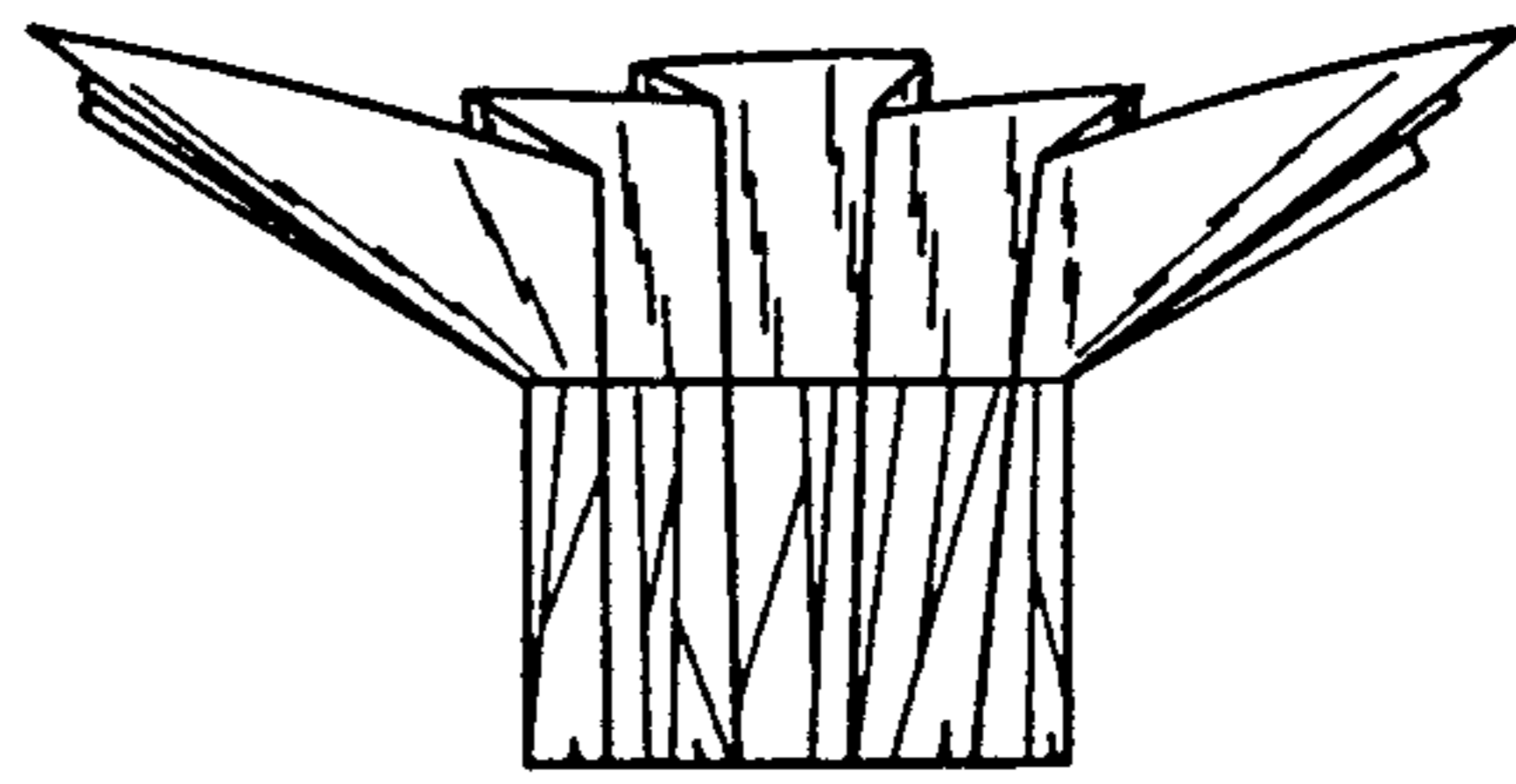


FIG. 7

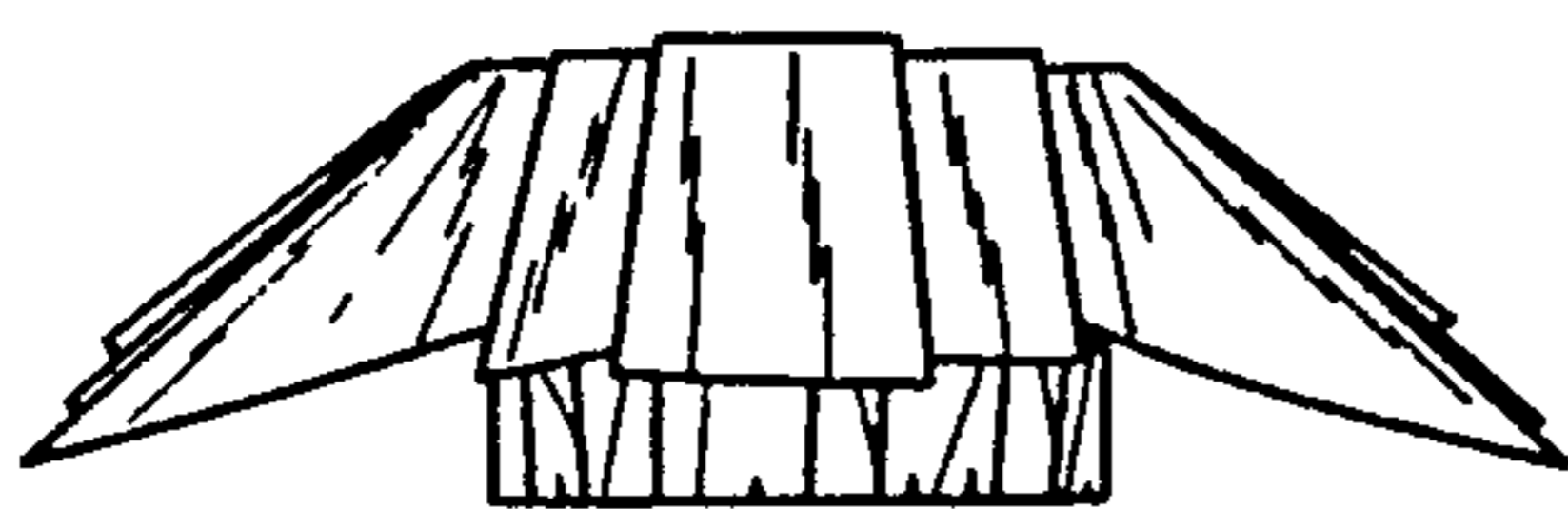


FIG. 8

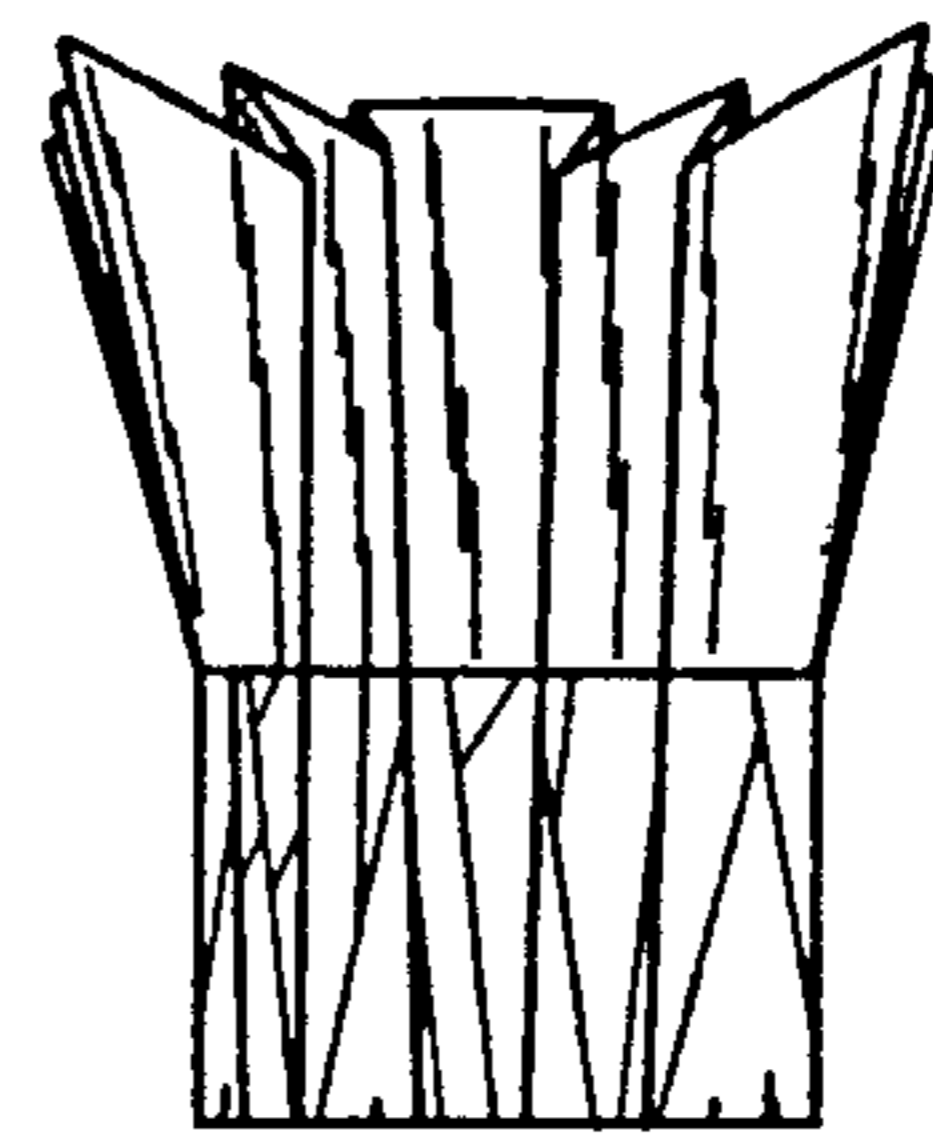


FIG. 9